

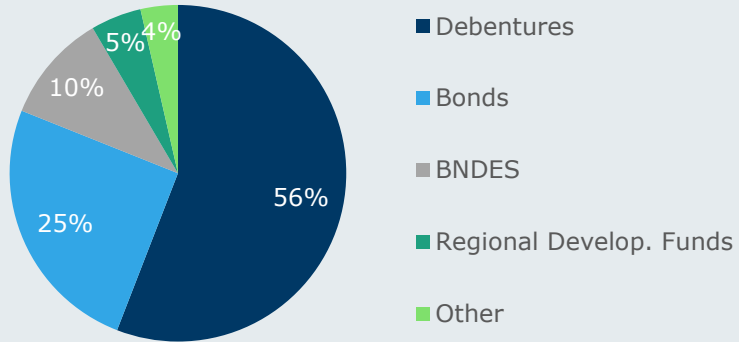
INDEBTEDNESS

Low financial leverage and strong liquidity support the growth strategy



Debt Breakdown¹

(BRL/mln)



Total Debt (BRL mln) 19,586
Average Cost 104% of CDI
Duration 5.2 Years
ESG KPIs 37%

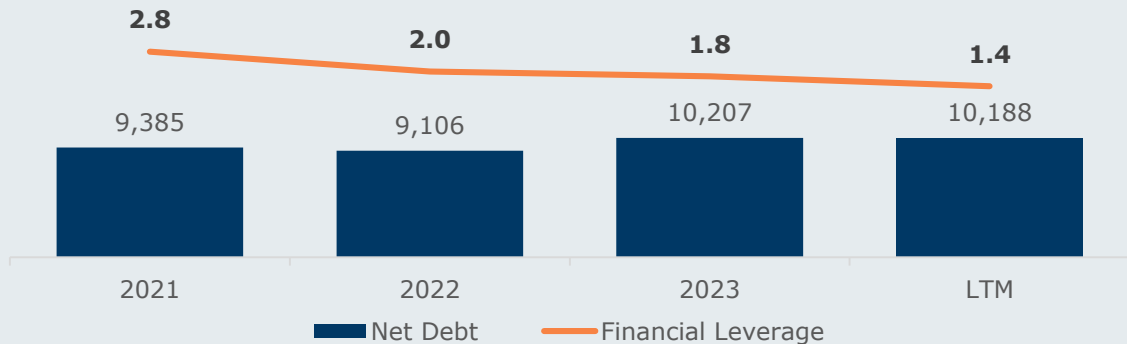
DCM Recent Track Record and Ratings

Date	Amount	Yield	Maturity
Sep23	BRL 1.500 mln	107.55% CDI	8 years
Mar24	BRL 1.200 mln	99.65% CDI	13 years
Jun24	BRL 704 mln	100.31% CDI	11 years
Ago24	BRL 800 mln	98.00% CDI	12 years

Fitch BB+ / AAA(bra)
S&P BB / brAAA
Moody's Ba2

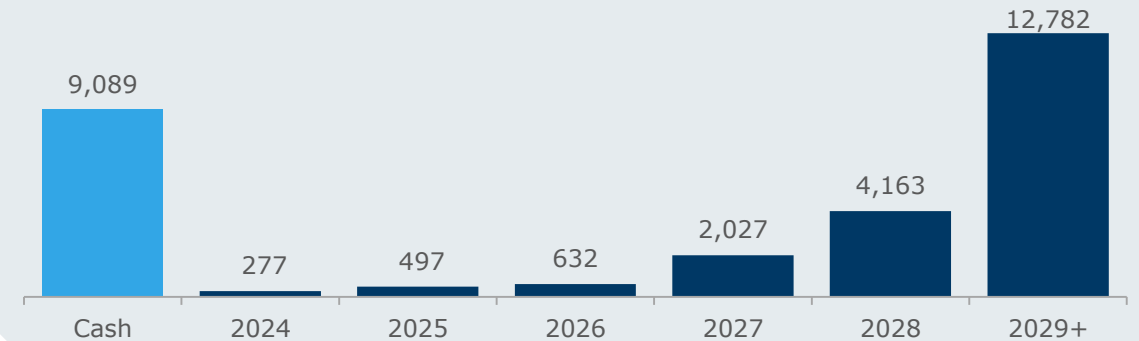
Net Debt and Financial Leverage

(BRL mln and ND to EBITDA ratio)



Amortization Schedule

(BRL/mln)



¹As of November 7th, 2024