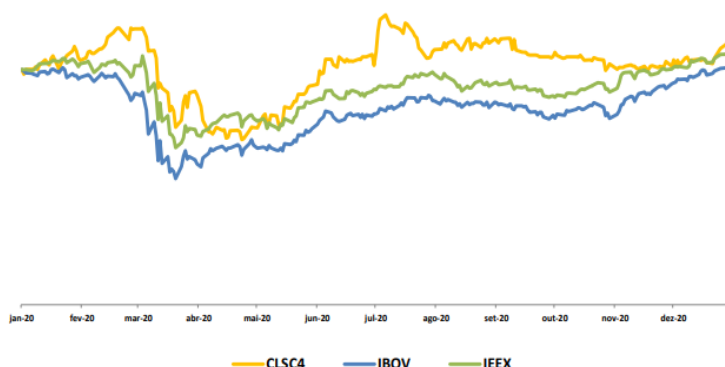


CORPORATE PROFILE

Structured as a holding company in 2006, the Company has two wholly-owned subsidiaries: Celesc Geração S.A. and Celesc Distribuição S.A. In addition, it controls Companhia de Gás de Santa Catarina (SCGÁS) and is a partner of Dona Francisca Energética S.A. (DFESA), Empresa Catarinense de Transmissão de Energia S.A. (ECTE), Companhia Catarinense de Água e Saneamento (CASAN) and Usina Hidrelétrica Cubatão S.A. project. Its controlling shareholder is the State of Santa Catarina, which holds 50.2% of the Company's common shares, corresponding to 20.2% of the total share capital.

Gráfico 39 - CLSC4 - IBOVESPA - IEE - EVOLUÇÃO últimos 12 meses



CLSC4

4Q20 closing price: R\$54.34

4Q20 Variation: 6.84%

Ibovespa: 25.81%

Market cap on December 31, 2020

R\$2,231 million

US\$430 million

Free Float 75.5%

4Q20 HIGHLIGHTS

- Billed energy in Celesc Distribuição's concession area reached **6,620 GWh in the quarter (25,151 GWh in 2020)**;
- Service quality indicators: DEC came to **9.2 hours** and FEC totaled **6.7 interruptions**;
- Consolidated Net Operating Revenue (excluding Construction Revenue) totaled R\$2.7 billion in 4Q20 (R\$8.8 billion in 2020)**, reflecting the performance of subsidiaries Celesc Distribuição and Celesc Geração and shareholdings;
- Unmanageable Expenses** (electricity costs) totaled R\$1.96 billion in the quarter (R\$6.31 billion in 2020);
- PMSO** totaled R\$325.7 million in 4Q20 (R\$1,056.1 million in 2020), in line with the R\$321.1 million recorded in 4Q19 (R\$1,056.6 million in 2019);
- Consolidated net income** reached **R\$233.6 million in the quarter (R\$518.7 million in 2020)**, of which **R\$188.3 million** from subsidiary Celesc Distribuição (**R\$409 million in 2020**) and **R\$36.3 million** from subsidiary Celesc Geração (**R\$81.9 million**);
- Consolidated EBITDA** totaled **R\$308.8 million in the quarter (R\$922.6 million in 2020)**, of which **R\$254.7 million** from subsidiary Celesc Distribuição (**R\$781 million in 2020**) and **R\$42.6 million** from subsidiary Celesc Geração (**R\$115 million in 2020**);
- The Celesc Group closed the quarter with **Consolidated Net Debt of R\$795.2 million**, equivalent to 0.8x 12M Adjusted EBITDA and 0.4x Shareholders' Equity;
- Consolidated investment** amounted to **R\$671.2 million**, of which R\$629.8 million in subsidiary Celesc Distribuição and R\$41.4 million in subsidiary Celesc Geração;
- The Company's shares (CLSC4) had a positive performance of **6.84% in the quarter and 14.2% year-to-date**.

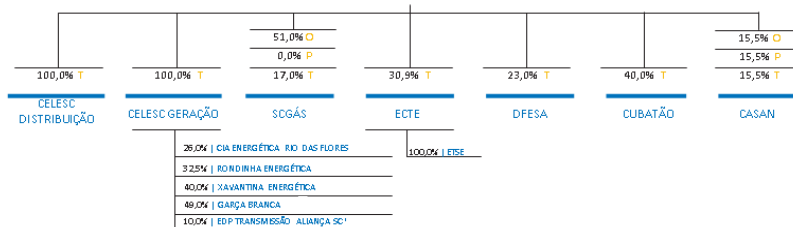
| Main Results | 4 th Quarter | | |
|---|-------------------------|--------------|---------------|
| | 2019 | 2020 | Δ |
| Operating Indicators | | | |
| Celesc Distribuição - Total Energy Billed (GWh) | 6,348 | 6,620 | 4.3% |
| Celesc Geração - Billed Energy (GWh) | 168 | 166 | -1.1% |
| Financial Indexes - Consolidated (R\$ Million) | | | |
| Gross Operating Revenue | 3,158.1 | 4,082.3 | 29.3% |
| Net Operating Revenue (excluding Revenue from Construction) | 1,910.7 | 2,535.4 | 32.7% |
| Operating Costs and Expenses | (1,991.8) | (2,503.2) | 25.7% |
| (IFRS) EBITDA | 151.0 | 308.8 | 104.5% |
| EBITDA Margin (IFRS) | 7.9% | 12.2% | |
| Adjusted EBITDA (IFRS - Non-Recurring) | 175.1 | 332.0 | 89.6% |
| Adjusted EBITDA Margin | 9.2% | 13.1% | |
| Net Income (IFRS) | 65.3 | 233.6 | 257.7% |
| Net Margin | 3.4% | 9.2% | |
| Adjusted Net Income (IFRS - Non-Recurring) | 81.2 | 248.9 | 206.5% |
| Adjusted Net Margin | 4.3% | 9.8% | |
| Investments Made in Electricity Generation and Distribution | 194.6 | 214.5 | 10.3% |

| ESTADO SC | EDP ENERGIAS | ELETROBRAS | CELOS | GF LPAR FIA | ALASKA POLAND FIA | OUTROS |
|-----------|--------------|------------|--------|-------------|-------------------|---------|
| 50,2% O | 33,1% O | 0,0% O | 8,6% O | 3,0% O | 0,0% O | 5,1% O |
| 0,0% P | 21,1% P | 18,0% P | 1,0% P | 14,7% P | 14,3% P | 31,7% P |
| 20,2% T | 25,4% T | 10,8% T | 4,1% T | 10,0% T | 8,6% T | 21,0% T |

FREE FLOAT
75%



O = ORDINÁRIAS
P = PREFERENCIAIS
T = TOTAL



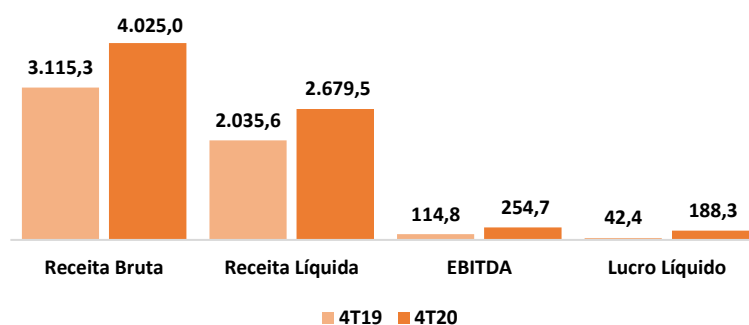
*Não operacional / Projeto em desenvolvimento

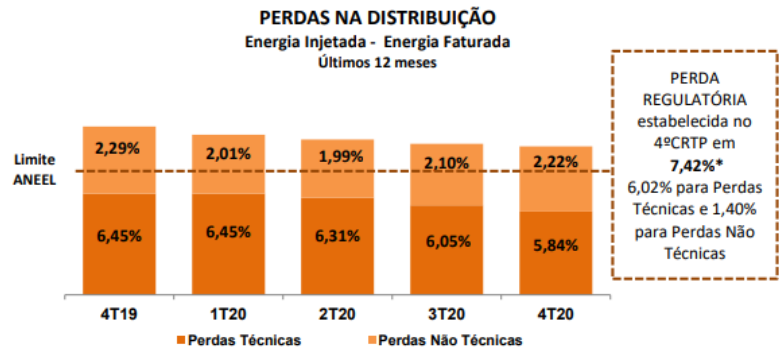
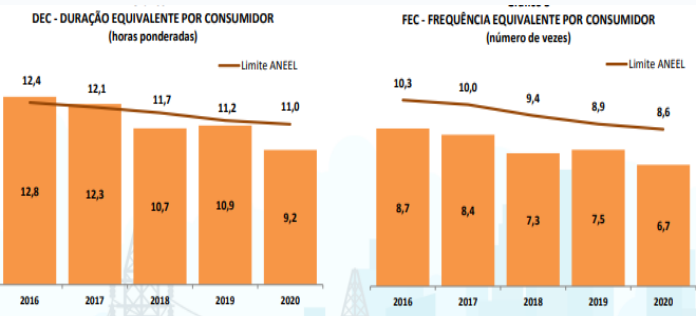
WHOLLY-OWNED SUBSIDIARIES

Celesc Distribuição S.A.

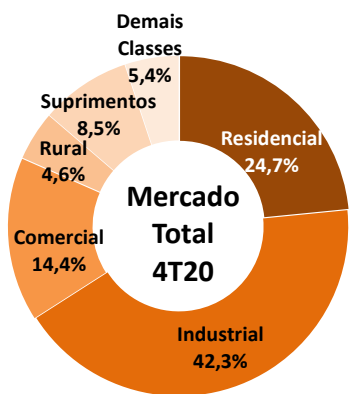
The Company supplies energy to over 3.0 million consumer units located in 285 municipalities in Santa Catarina. Of the total, 264 municipalities are covered by the distributor's concession agreement (263 in Santa Catarina and 1 in Paraná) and 21 municipalities are covered on a precarious basis, in concession areas of other distributors (17 in Santa Catarina and 4 in Paraná). The Company distributes around 2.1 million MWh monthly, and gross revenue reached R\$13.6 billion in 2020.

Gross and Net Revenue, EBITDA and Net Income (Million)





Celesc Distribuição – Consumption by Class 2020



Celesc Distribuição S.A. | Billed Energy by Consumption Class (in GWh)

| Consumption Class | Number of Consumer Units** | | | Consumption (GWh) | | | | | |
|-----------------------|----------------------------|------------------|--------------|-------------------|--------------|-------------|---------------|---------------|--------------|
| | Dec/19 | Dec/20 | Δ | 4Q19 | 4Q20 | Δ | 12M19 | 12M20 | Δ |
| Captive Market | 3,049,620 | 3,133,843 | 2.8% | 4,029 | 4,097 | 1.7% | 16,363 | 16,062 | -1.8% |
| Residential | 2,399,381 | 2,468,904 | 2.9% | 1,439 | 1,551 | 7.8% | 6,020 | 6,293 | 4.5% |
| Industrial | 110,222 | 116,524 | 5.7% | 619 | 640 | 3.4% | 2,464 | 2,264 | -8.1% |
| Commercial | 279,572 | 286,950 | 2.6% | 820 | 770 | -6.2% | 3,323 | 3,031 | -8.8% |
| Rural | 232,386 | 232,636 | 0.1% | 298 | 295 | -1.3% | 1,174 | 1,160 | -1.2% |
| Energy Supply | 30 | 13 | -56.7% | 476 | 503 | 5.7% | 1,893 | 1,934 | 2.1% |
| Other Classes | 28,029 | 28,816 | 2.8% | 376 | 338 | -10.1% | 1,489 | 1,382 | -7.2% |
| Government | 23,272 | 23,735 | 2.0% | 116 | 81 | -29.7% | 453 | 350 | -22.7% |
| Public Lighting | 855 | 910 | 6.4% | 165 | 159 | -3.8% | 656 | 637 | -2.8% |
| Public Service | 3,500 | 3,749 | 7.1% | 91 | 95 | 3.8% | 366 | 382 | 4.6% |
| Own Consumption | 402 | 422 | 5.0% | 4 | 3 | -19.6% | 15 | 13 | -15.8% |
| Free Consumers | 1,149 | 1,346 | 17.1% | 2,319 | 2,533 | 8.8% | 9,127 | 9,089 | -0.4% |
| Industrial | 665 | 740 | 11.3% | 2,003 | 2,174 | 8.5% | 7,893 | 7,790 | -1.3% |
| Commercial | 456 | 555 | 21.7% | 239 | 266 | 11.5% | 962 | 1,001 | 4.0% |
| Rural | 7 | 9 | 28.6% | 15 | 16 | 6.7% | 60 | 63 | 6.0% |
| Supply* | 0 | 4 | | 0 | 0 | | 0 | 0 | |
| Total Market | 3,050,769 | 3,135,185 | 2.8% | 6,348 | 6,620 | 4.3% | 25,490 | 25,151 | -1.3% |
| Residential | 2,399,381 | 2,468,904 | 2.9% | 1,439 | 1,551 | 7.8% | 6,020 | 6,293 | 4.5% |
| Industrial | 110,887 | 117,264 | 5.8% | 2,622 | 2,814 | 7.3% | 10,357 | 10,054 | -2.9% |
| Commercial | 280,028 | 287,505 | 2.7% | 1,059 | 1,036 | -2.2% | 4,285 | 4,032 | -5.9% |
| Rural | 232,393 | 232,645 | 0.1% | 313 | 310 | -0.9% | 1,234 | 1,223 | -0.9% |
| Supply | 51 | 51 | 0.0% | 538 | 570 | 6.0% | 2,106 | 2,168 | 3.0% |
| Other Classes | 28,029 | 28,816 | 2.8% | 376 | 338 | -10.1% | 1,489 | 1,382 | -7.2% |

Celesc Geração S.A.

Celesc Geração is a subsidiary of the Celesc Group that operates in the electricity generation segment by operating, maintaining and expanding its own generation sites and holding interests in energy generation projects in partnership with private investors. Celesc Geração's generation capacity totaled 118.21 MW in the period, of which 106.97 MW from its own sites and 11.24 MW from partner sites - proportional to Celesc Geração's interest in these projects.

Companhia de Gás de Santa Catarina – SCGÁS

SCGÁS is the second largest distributor of piped gas in terms of number of municipalities served in Brazil. Santa Catarina is the state with the fourth largest natural gas distribution network (1,157 kilometers) and the third largest number of industries served with natural gas, in addition to having the third largest network of compressed natural gas (CNG) stations in the country. With 100% of the concession for the exploration of natural gas distribution services in Santa Catarina, the Company sells and distributes approximately 1.9 million cubic meters of natural gas per day to approximately 13,500 customers.

For further information, please access the Company's website www.celesc.com.br/ri or contact the Investor Relations Area:

Phone: (55 48) 3231-5100
ri@celesc.com.br

