



# ***INSTITUTIONAL PRESENTATION***

## ***1Q26***

**RANDONCORP**

**FRAS**  
B3 LISTED N1

**IBRA B3**

**IGC B3**

**IGCT B3**

**SMLL B3**

## **DISCLAIMER**

These statements are based on Management's beliefs and assumptions, as well as on currently available information. Forward-looking statements include information on our current intentions, beliefs or expectations, as well as those of the Company's Board of Directors and Board of Executive Officers.

The reservations as to forward-looking statements and information also include data on possible or presumed operating results, as well as any statements preceded, followed or including words such as "believes", "may", "will", "expects", "intends", "plans", "estimates" or similar expressions.

Forward-looking statements are not performance guarantees; they involve risks, uncertainties and assumptions because they refer to future events and, therefore, depend on circumstances which may or may not occur. Future results may differ materially from those expressed or suggested by forward looking statements. Many of the factors which will determine these results and figures are beyond our ability to control or predict.



 **FRASLE**  
MOBILITY

**WE ARE  
FRASLE  
MOBILITY**

 **FRASLE**

**NAKATA**

**FREMAX**

**CONTROIL**

**FRITEC**

**MORESA†**

 **TF VICTOR**

 **AUTO  
EXPERTS**



**WE ARE A**  
**RANDONCORP**  
**COMPANY**

**Far beyond a control group**

Being part of the Randoncorp group offers Frasle Mobility access to synergies, markets and advantages across its different operating areas, which qualifies results and values the entire stakeholder chain.

# FRASLE MOBILITY AT A GLANCE

WE ARE THE A  
COMPANY OF  
**US\$ +1B**

FRAS  
B3 LISTED N1

IPO  
1971  
Market Cap<sup>2</sup>  
**R\$ 6.3 billions**  
Tag Along  
**100%**

IBRA B3  
IGC B3  
IGCT B3  
SMLL B3




**Market Leadership<sup>1</sup>**



**7.600+ employees**



**125+ countries served**



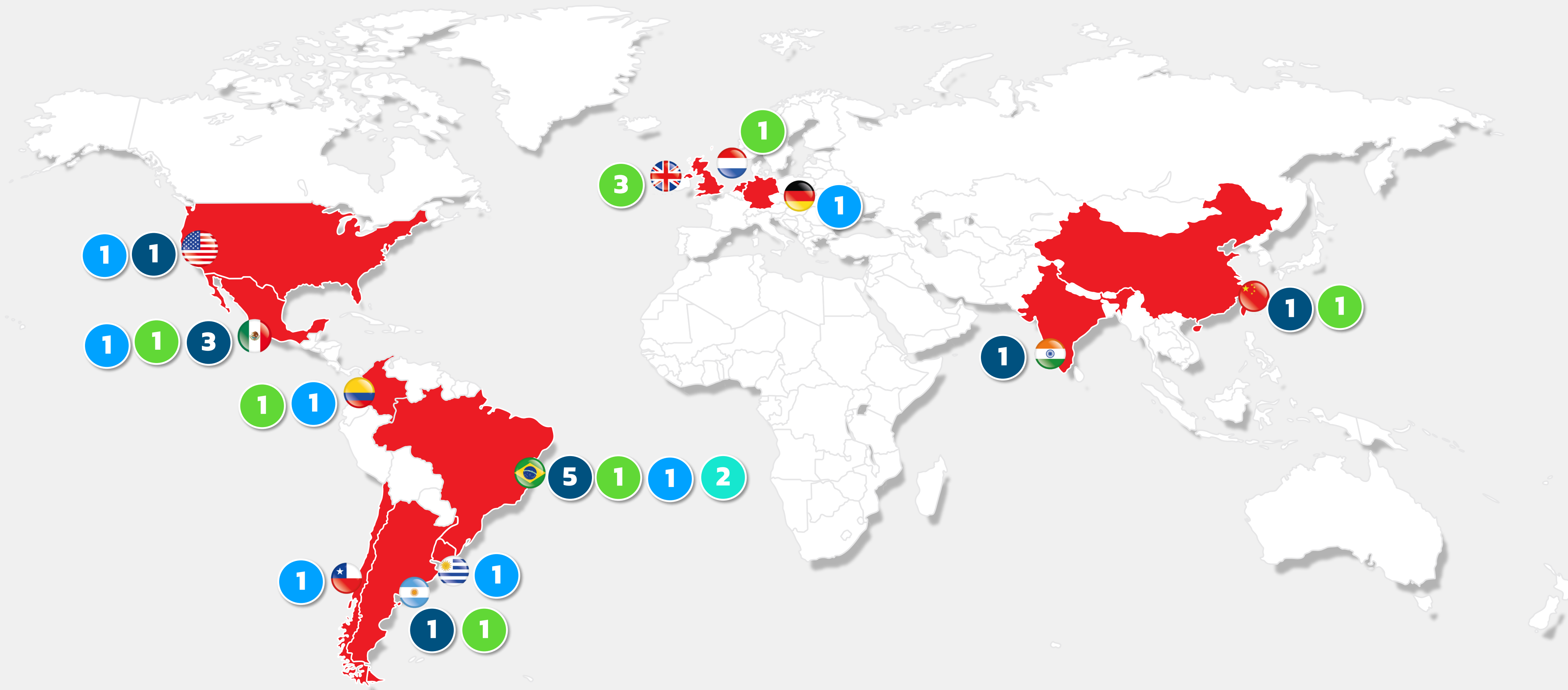
**24 brands**



**~40% comanufacturing**

<sup>1</sup> In the main products; <sup>2</sup> Market cap on 03/31/2026

# GLOBAL PRESENCE



**12** Industrial Plants

**9** Distribution Centers

**7** Business Offices

**2** Technology and Development Centers

# REVENUE DISTRIBUTION

## 1Q26

### NORTH AMERICA<sup>1</sup>

1Q26 9,4%  
1Q25 9,3%  
 $\Delta$  YoY 0,1 pp

### EUROPE AND EURASIA

1Q26 5,7%  
1Q25 6,9%  
 $\Delta$  YoY -1,2 pp

### MEXICO

1Q26 29,6%  
1Q25 23,5%  
 $\Delta$  YoY 6,1 pp

### CENTRAL AMERICA AND THE CARIBBEAN

1Q26 1,0%  
1Q25 1,0%  
 $\Delta$  YoY -0,1 pp

### ASIA-PACIFIC

1Q26 3,7%  
1Q25 2,5%  
 $\Delta$  YoY 1,2 pp

### SOUTH AMERICA<sup>2</sup>

1Q26 8,9%  
1Q25 10,1%  
 $\Delta$  YoY -1,2 pp

### BRAZIL

1Q26 41,0%  
1Q25 45,4%  
 $\Delta$  YoY -4,4 pp

### AFRICA AND MIDDLE EAST

1Q26 0,8%  
1Q25 1,2%  
 $\Delta$  YoY -0,5 pp


<sup>1</sup> Excludes Mexico  
<sup>2</sup> Excludes Brazil

# SEGMENTS OF PERFORMANCE 2025



**79%**

LIGHT  
VEHICLE



**87%**

AFTERMARKET



**44%**

FRICITION



**41%**

DOMESTIC  
MARKET




**21%**

COMMERCIAL  
VEHICLE



**13%**

OEM



**56%**

NON-FRICITION



**59%**

INTERNATIONAL  
MARKET

# CORPORATE STRUCTURE

## EXECUTIVE BOARD



**DANIEL RANDON**

PRESIDENT FRASLE MOBILITY  
PRESIDENT & CEO RANDONCORP



**ANDERSON PONTALTI**

CEO



**HEMERSON SOUZA**

EXECUTIVE DIRECTOR OF  
NORTH AMERICA, M&A & IR

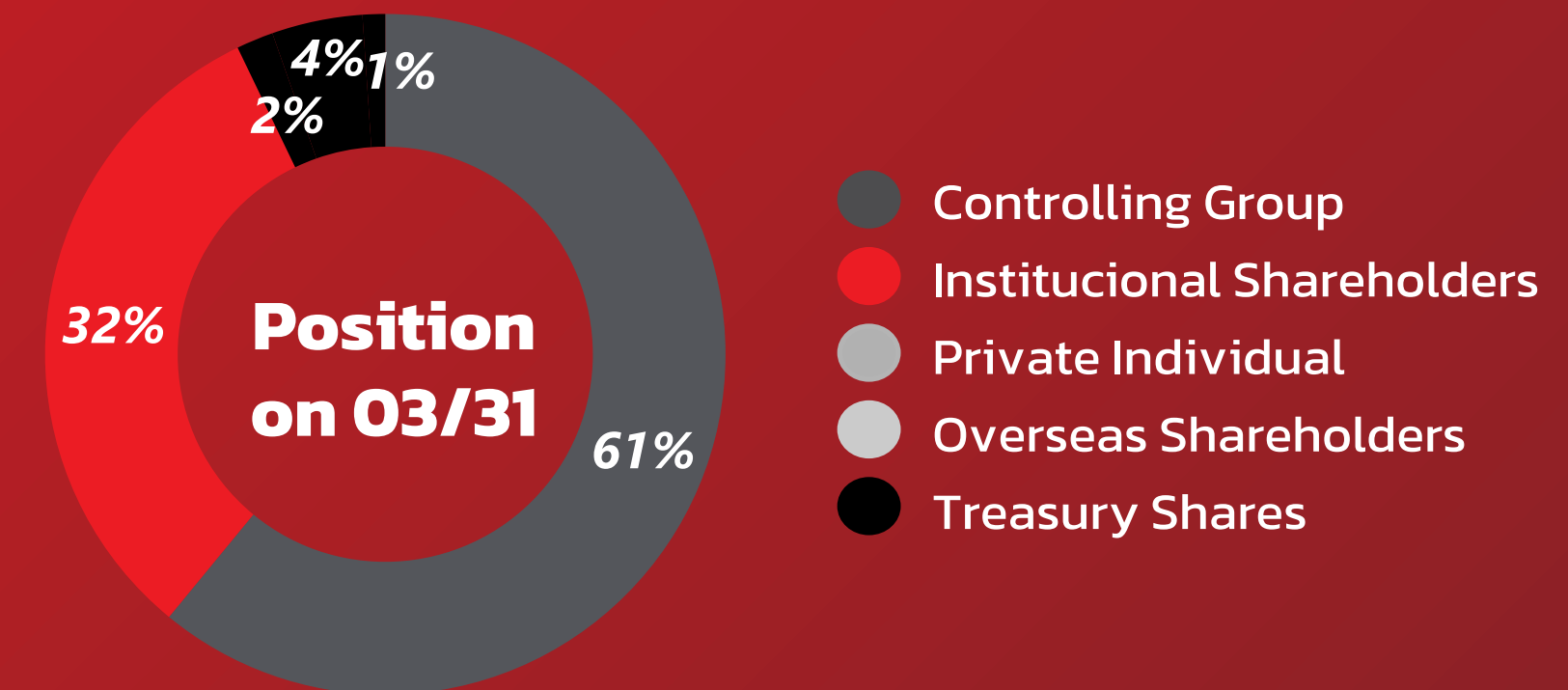
## BOARD OF DIRECTORS

- David Abramo Randon | President
- Daniel Raul Randon | Member
- Fabio Hering | Independent Member
- Antonio Sergio Riede | Independent Member
- Renata Faber Rocha | Independent Member

## FISCAL BOARD

- Vinicius Piccinini
- Jaime Marchet
- Wladimir Omiechuck

## CORPORATE STRUCTURE



Randoncorp <sup>1</sup> .....	50.63%
Dramd <sup>1</sup> .....	10.09%
Tarpon Gestora de Recursos.....	21.53%
Previ.....	9.07%
Free Float.....	7.61%
Treasury Shares.....	1.07%

<sup>1</sup>Members of the Controlling Group

# 70+ YEARS OF HISTORY

## A JOURNEY OF COURAGE AND ACHIEVEMENTS

1954	1971	1980/90	1996	2000/12	2017	2018	2020	2021	2023	2025
Foundation	IPO [B] <sup>3</sup>	LonaFlex  	Purchase of control by Randoncorp	CONTROIL  	ARMETAL <sup>®</sup> AUTOPARTES FANACIF <sup>®</sup> FARLOC <sup>®</sup> ARGENTINA 	FREMAX  Jurid	NAKATA 		JURATEK COMPOSS 	Dacomsa MORESA <sup>+</sup> TF VICTOR <sup>®</sup> FRITEC <sup>®</sup> FRICTION TECHNOLOGY

+70 AÑOS

# ONE-STOP-SHOP BROAD PORTFOLIO TO MEET 'ONE-STOP' REPLACEMENT DEMAND

PORTFOLIO

**33,000+**  
SKUs



**FRICITION**  
Commercial Vehicles  
Line  
**>6,300 SKUs**



**FRICITION**  
Light Vehicles Line  
**>9,300 SKUs**



**BRAKE  
ACTUATION**  
**>1,000 SKUs**



**BRAKE  
DISCS**  
**>2,000 SKUs**



**SHOCK ABSORBERS**  
**>1000 SKUs**



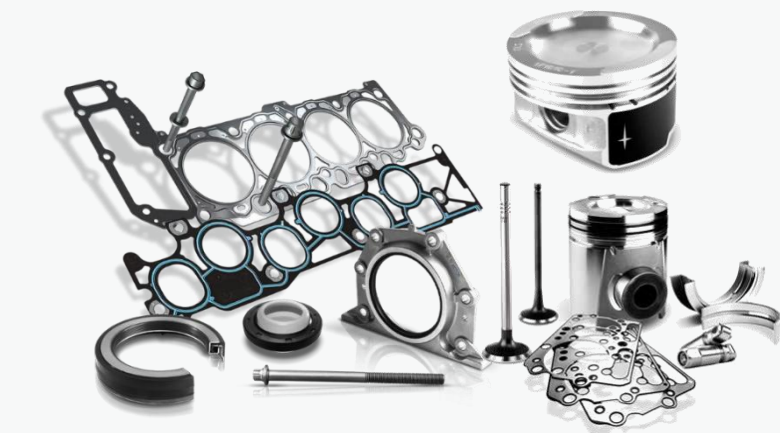
**MOTORCYCLES**  
**>200 SKUs**



**SUSPENSION AND STEERING**  
**>1,600 SKUs**



**ENGINE COMPONENTS**  
**>11,600 SKUs**

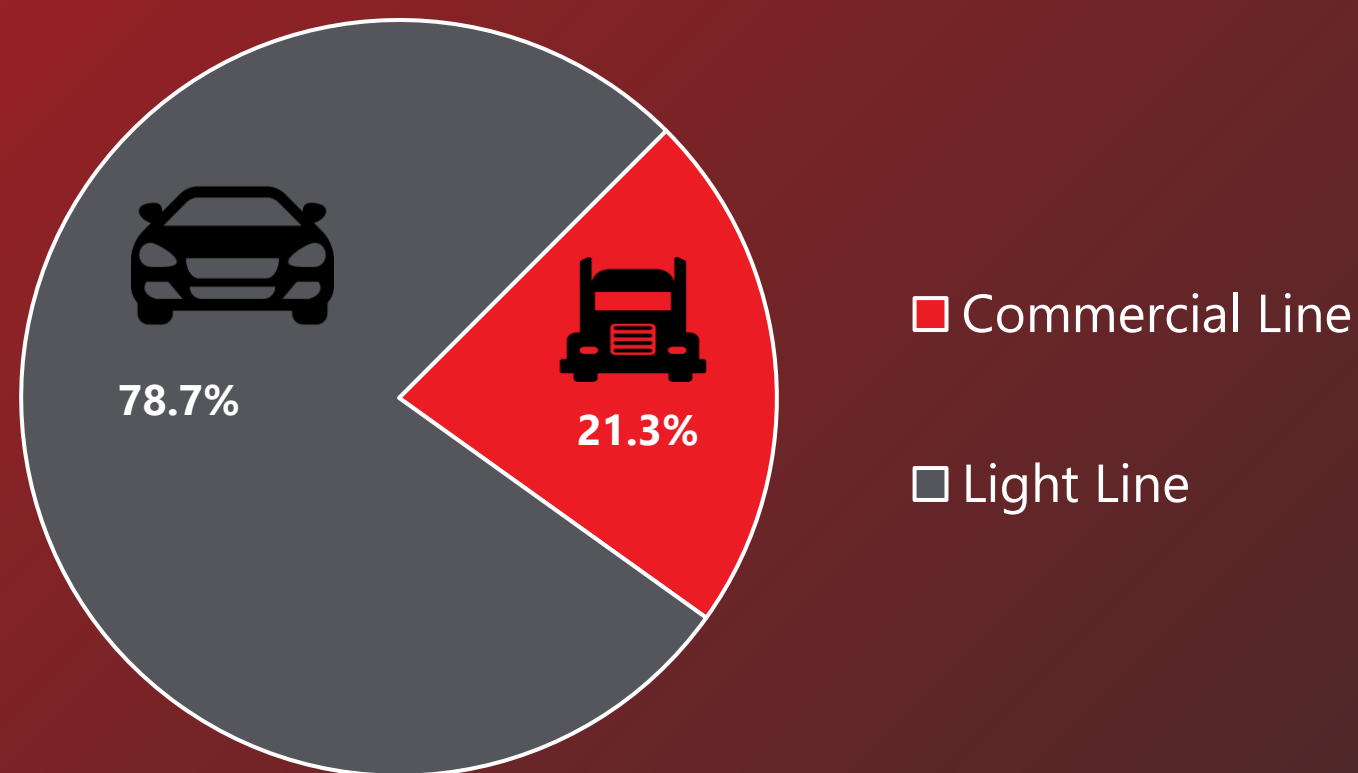
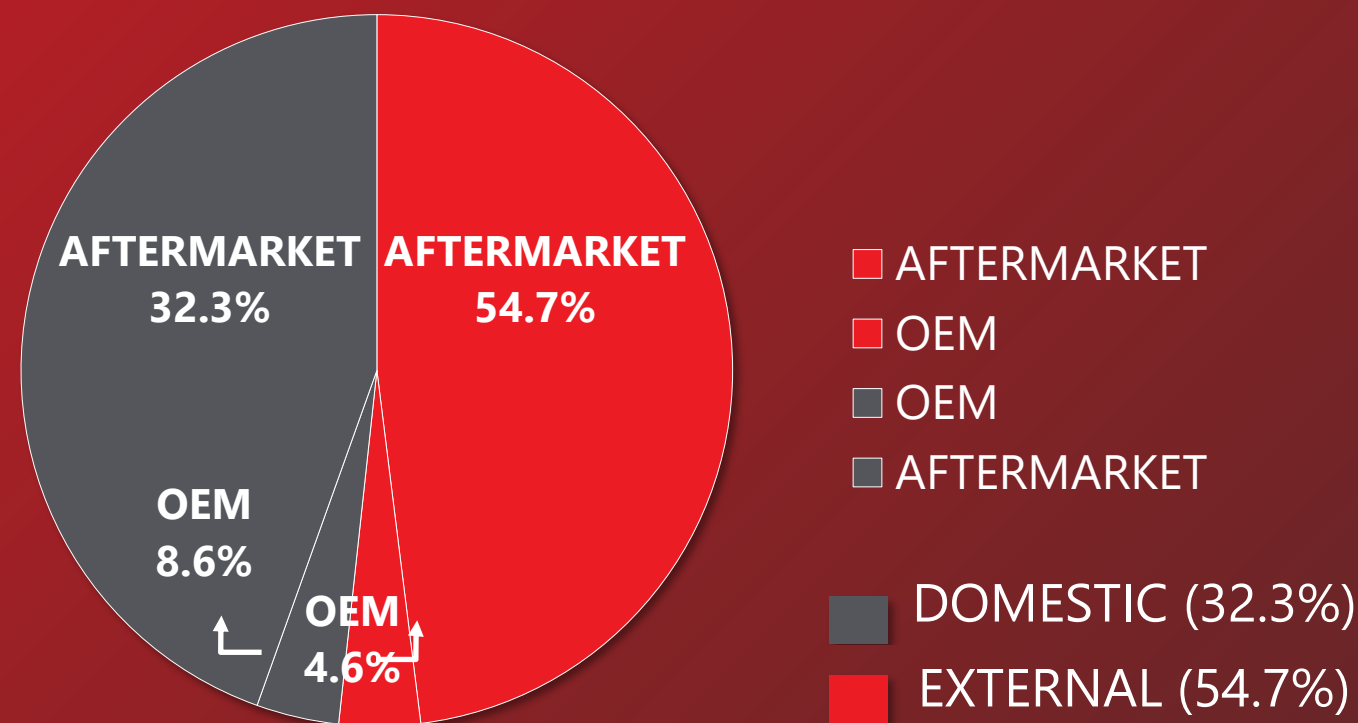


# MARKETS, SEGMENTS AND PRODUCTS

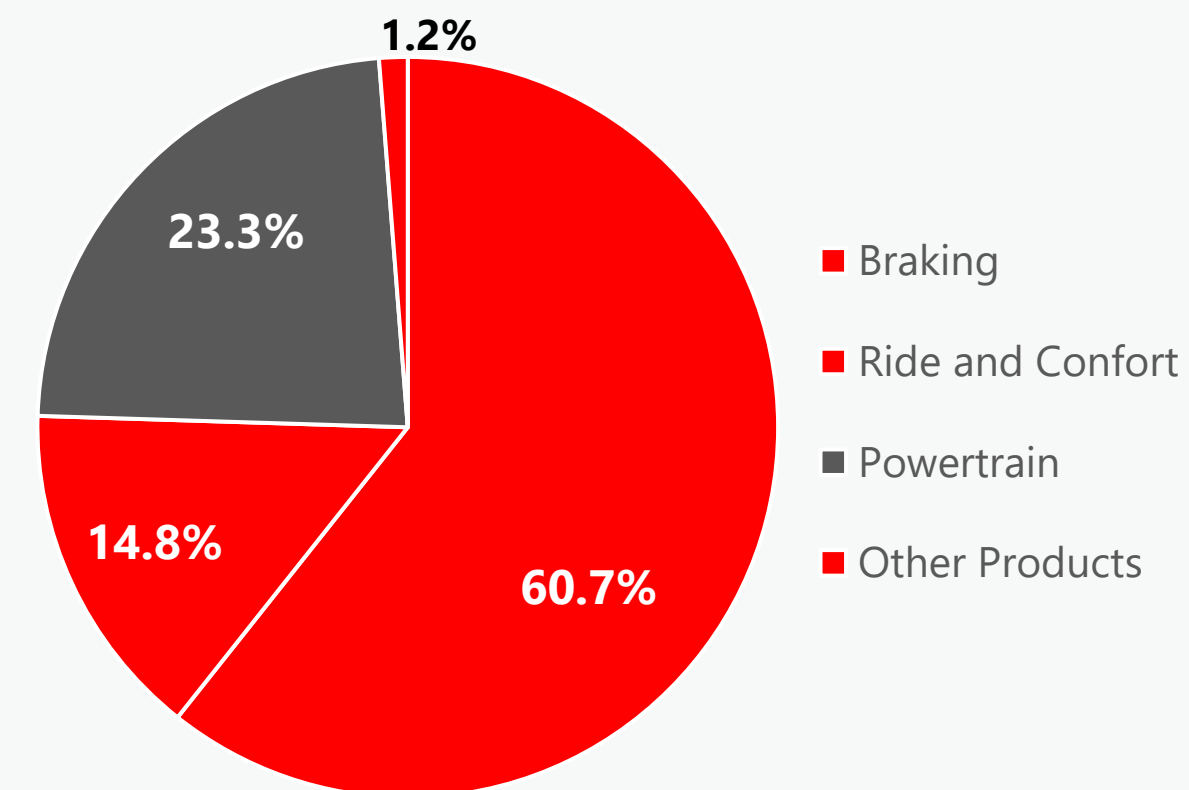
## REVENUE DIVERSIFICATION BY GEOGRAPHICAL EXPOSURE AND BROAD PRODUCT PORTFOLIO

### 1Q26

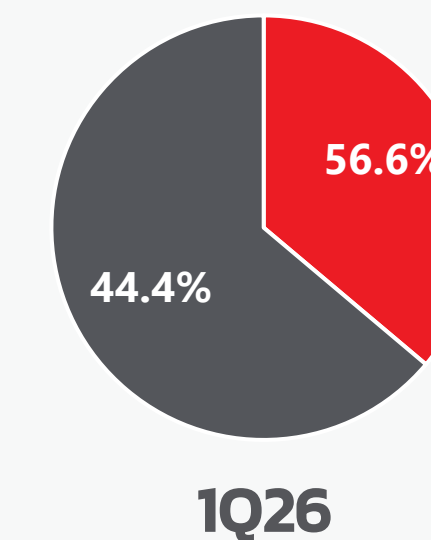

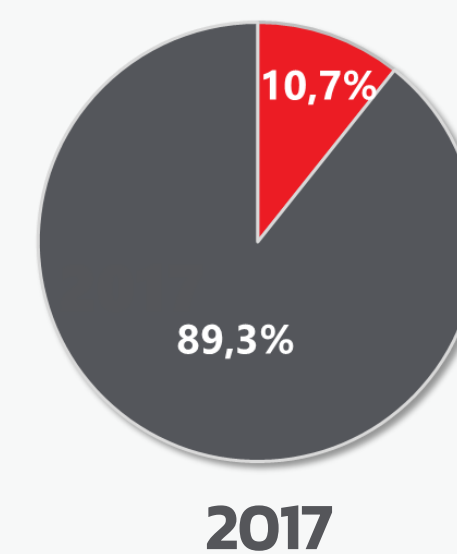
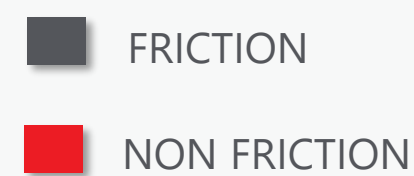
### % REVENUE BY MARKET



### % REVENUE BY PRODUCT FAMILY



### REVENUE EXPOSURE TO FRICTION MATERIALS (%)



# ICONIC BRANDS AWARDS AND CERTIFICATIONS



## BIGGEST IN SHIPPING & BEST IN SHIPPING AWARDS 2025

For 38 years, the award has recognized business excellence in the transport and logistics sector. This year, the **Fras-le** brand stood out in the category of parts for trucks and buses, winning 1st place.

## FRASLE MOBILITY BRANDS RECEIVE CERTIFICATES AS PREMIER DATA SUPPLIER FROM TECDOC®

Our brands **Fras-le**, **Fremax**, **Juratek** and **ABTex** have won the highest seal of recognition from the TecDoc® platform, becoming Premier Data Suppliers. The certification reflects the excellence in the quality and reliability of the data provided, bringing the company closer to potential buyers in global aftermarkets.



## THE BEST OF THE YEAR SINDEREPA / SP

**Fremax** was recognized as a leader in the "Brake Disc" category.

**Jurid** and **Fras-le** won second place in "Brake Pad".

## SINDEREPA / RJ

**Fremax** second place for best "Brake Disc".

**Nakata** won first place with best "Water Pump" and second place with best "Bearing"



## OFICINA BRANDS AWARDS / CINAU

**Fras-le** won 1st place among the most purchased brands.

**Nakata** won the 1st place as the most remembered brand in the Suspension Pivot category and also 1st place as the most remembered and most purchased brand in the Steering Rod/Steering Terminal class.

**Fremax** was the champion in the Brake Disc category – the most remembered and most purchased.

**Controil** received two recognitions. It ranked first in both Master Cylinder (most remembered and purchased) and Brake Servo (most bought).

\*Other awards that our brands received throughout 2025: Inova Award, Automotive Business Award, Autop of Mind Survey and The Mechanic/Ipsos-IPEC.

# LEADERSHIP WITH A DEFENSIVE PORTFOLIO

## MARKET LEADERSHIP

Participation in the Brazilian market by product category (%)

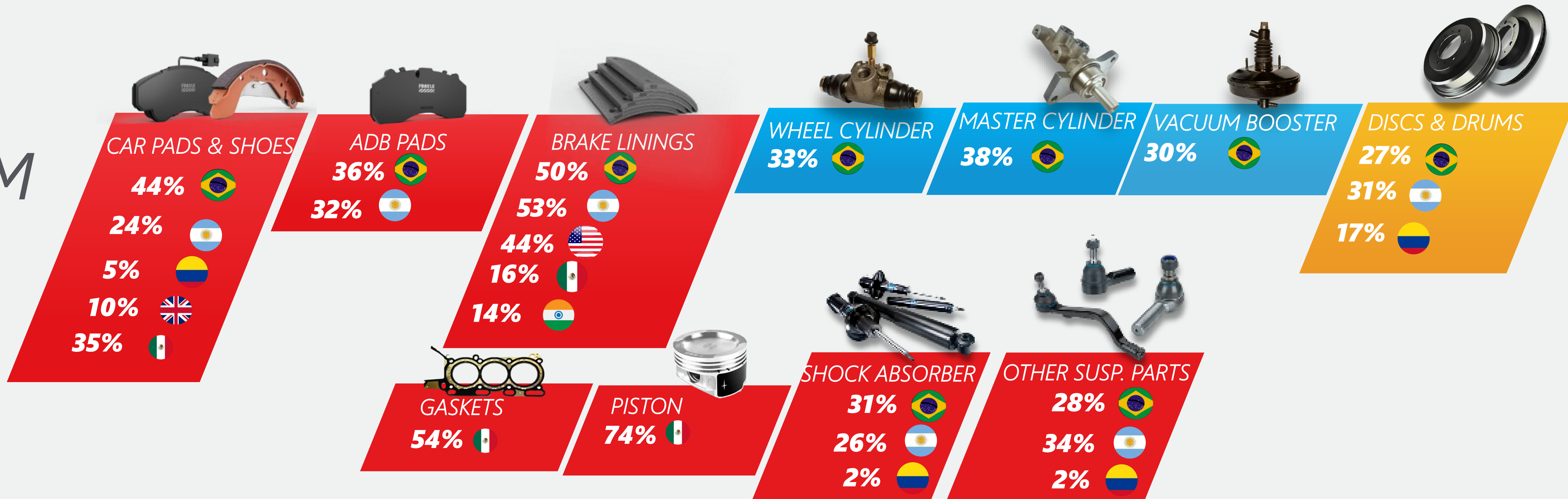
	50%	62%	44%	38%	36%	42%	27%	31%	54%*	74%*	
	Truck & Trailer Heavy Brake Lining	Passenger Car Brake Lining	Light Brake Pads	Master Cylinders	Heavy Brake Pads – Urban Buses	Passenger Cars Brake Shoes	Passenger Cars and SUVs Brake Discs	Shock Absorber	Joint	Piston	
Non-elective	✓	✓	✓	✓	✓	✓	✓	✗	✗	✓	
First Replacement <sup>2</sup>	100,000	100,000	40,000	135,000	60,000	100,000	60,000	80,000	90,000	135,000	# Km
Other Substitutions <sup>3</sup>	60,000	60,000	30,000	120,000	50,000	60,000	40,000	40,000	65,000	90,000	# Km
Recurrence <sup>4</sup>	8.3x	1.0x	2.0x	1.0x	10.0x	1.2x	1.5x	1.5x	2.0x	1.5x	x every 5 years

OEM volume is 7x lower than IAM, although Frasle Mobility is a leading and relevant player in Brazil and the USA (+90% and 40% of the Brazilian and American OEM CV markets, respectively)

Notes: (1) Replacement sales volume; (2) Considers new vehicle with standard configuration; (3) Considers 12,000 Km/year for LV and 100,000 Km/year for CV, without breakdowns; (4) Considers recurrence for replacement of others in the scenario note (3). Source: Frasle Mobility Market Intelligence | Data for the year 2025. \*Considers market share of the Mexican market.

# MARKET SHARE CONSOLIDATED LEADERSHIP IN THE MAIN PRODUCT LINES

IAM



OEM





**BUSINESS  
MODEL AND  
INVESTMENT  
THESIS**



NAKATA

FREMAX

CONTROIL

FRITEC

MORESA†

TF VICTOR



# FAR BEYOND A CAPITAL GOODS COMPANY



## Automotive consumption ecosystem with smart and sustainable solutions



### RECURRING BUSINESS

*Driven by the Active  
Fleet*



### ONE-STOP-SHOP

*Robust portfolio of  
automotive parts and  
solutions*



NAKATA®



CONTROIL  
VAI NA CONFIANÇA, VAI DE CONTROIL

**A HOUSE OF**  
*Iconic, in-demand,  
market-leading brands*



*Strong*

### DISTRIBUTION PLATFORM



*Co-manufacturing*

### KNOW-HOW

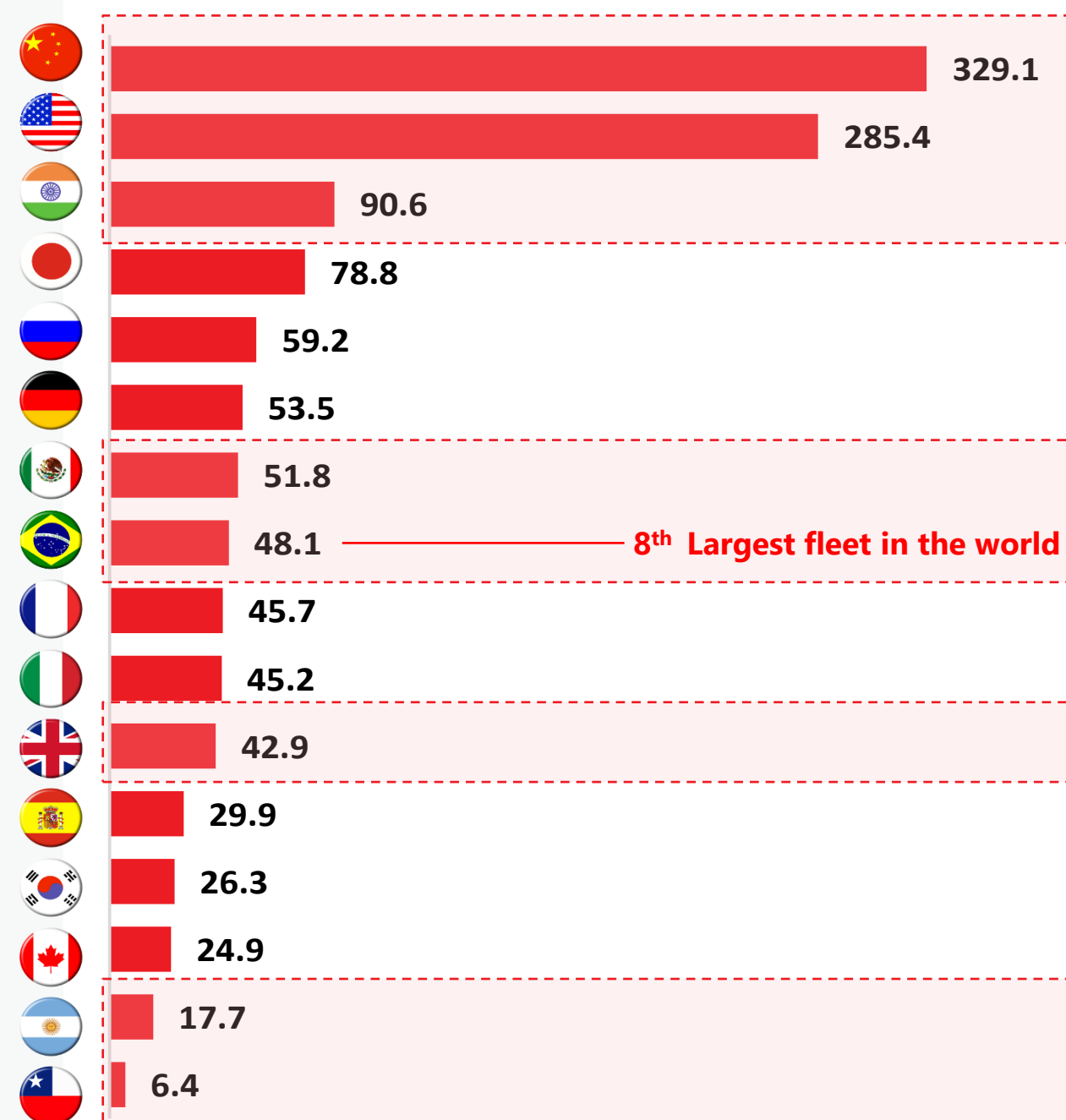
*Availability*

# BUSINESS MODEL AFTERMARKET: RESILIENT AND GROWING SEGMENT

## Presence in key global automotive markets...

**Fleet Size per Country<sup>(1)</sup>**  
(Million Vehicles)

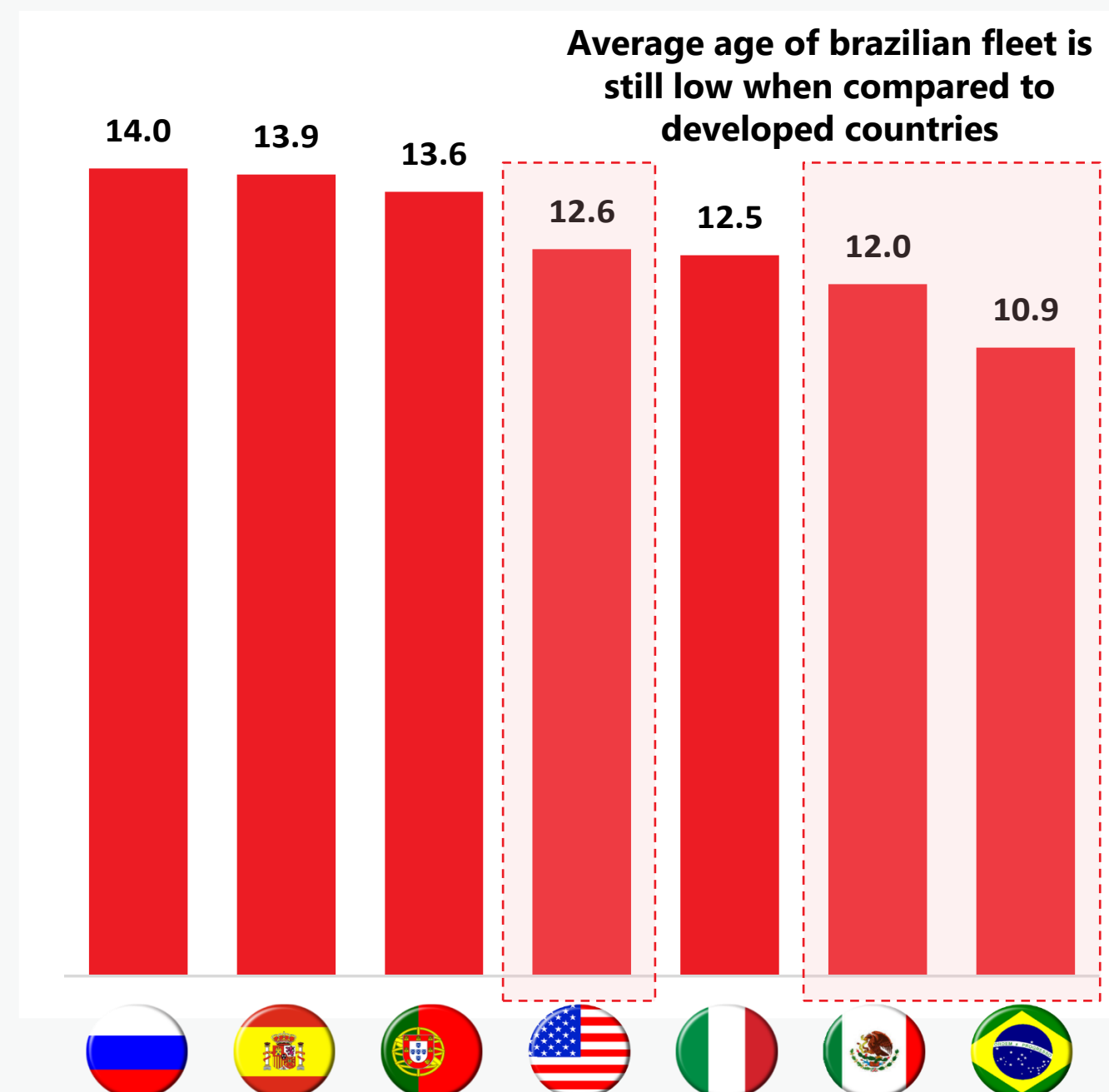
Markets with Frasle Presence



## ...with aging vehicle fleets...

**Age of Fleet**  
(Years)

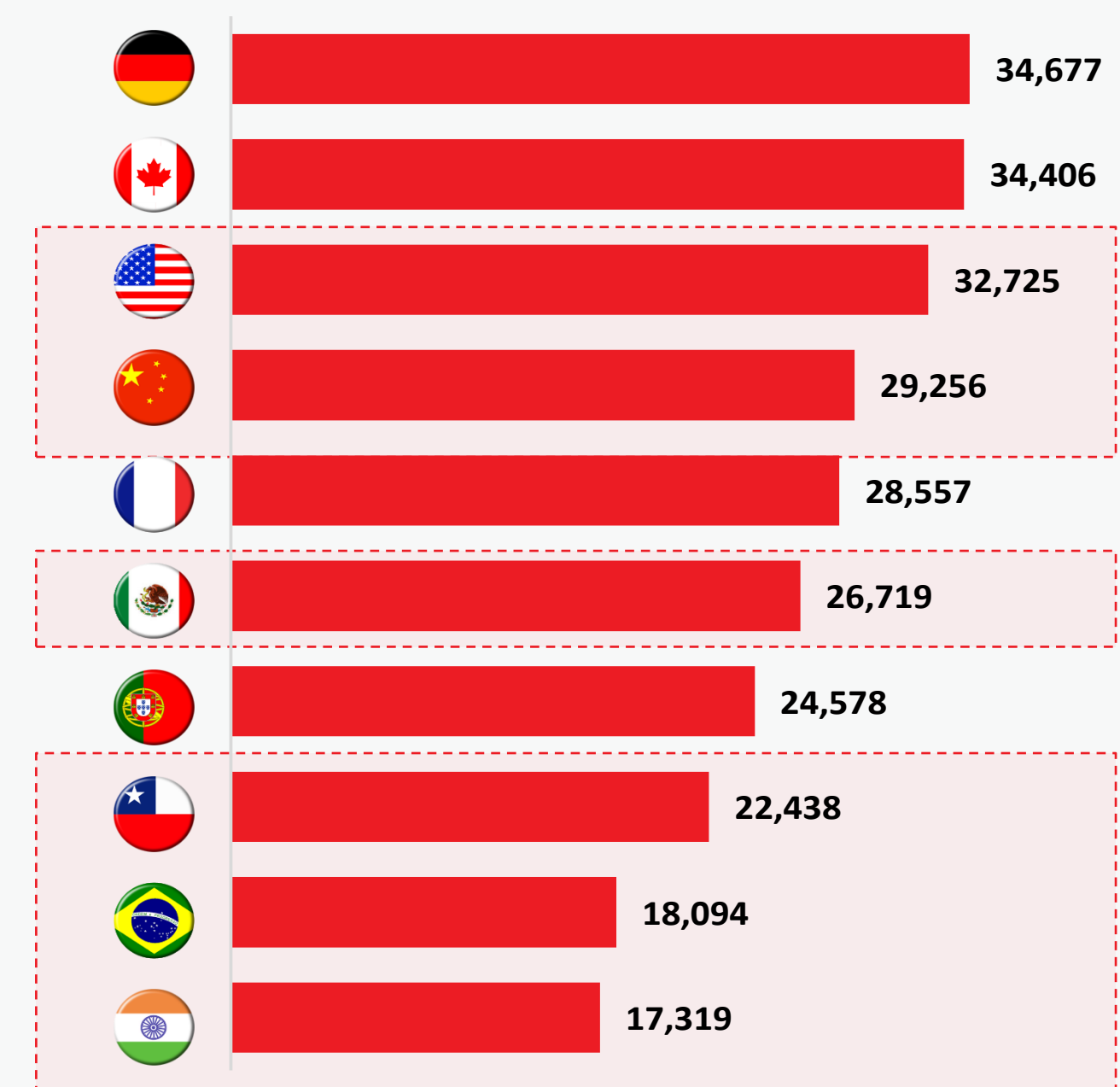
Markets with Frasle Presence



## ...reinforcing the potential for increased maintenance spending per vehicle

**Total Ownership Cost**  
(R\$ mm)<sup>(2)</sup>

Markets with Frasle Presence

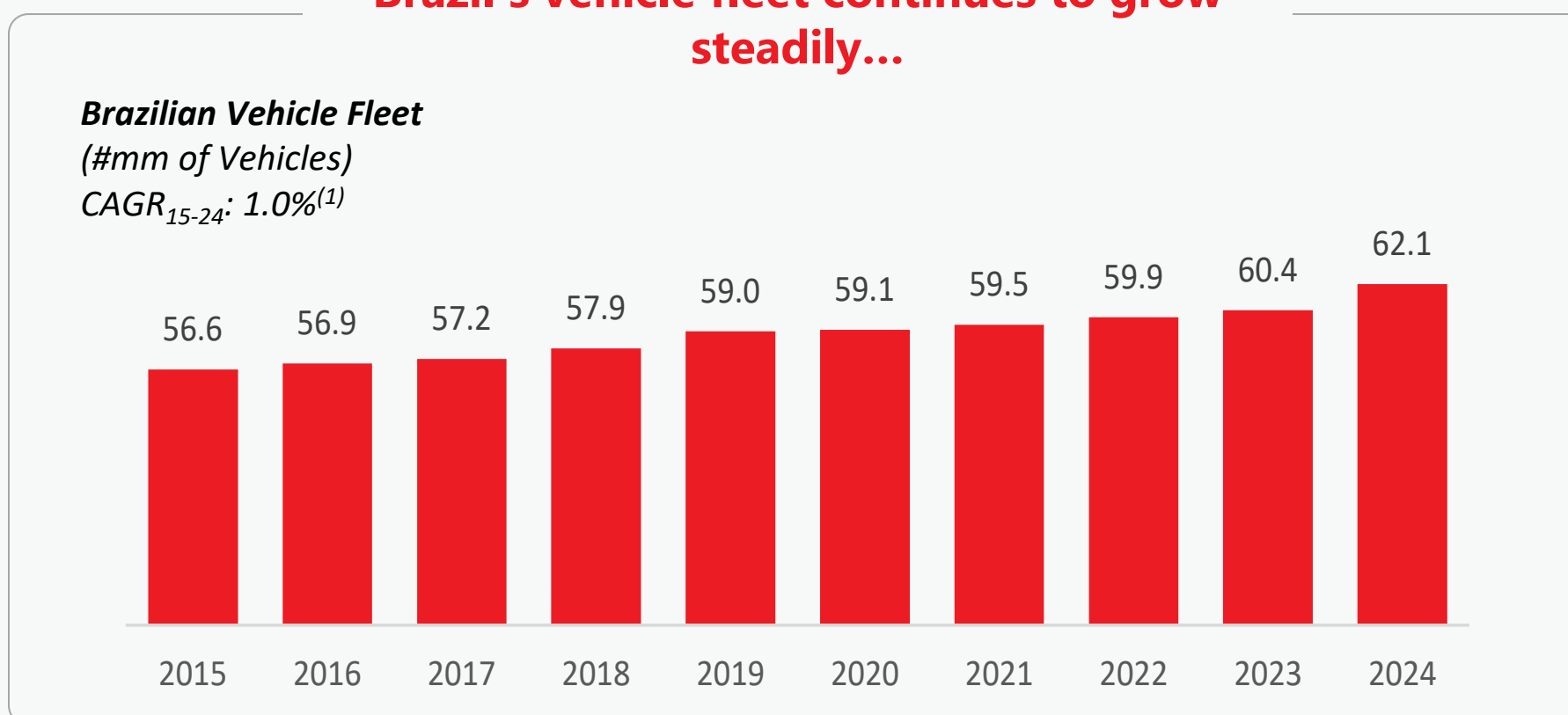


Sources: Sindipeças, ACEA, Autocosts. Note: (1) Considers most recent data available for each country and a total fleet size considering passenger cars and commercial vehicles (excluding motorcycles); (2) Figures converted at an EUR/BRL exchange rate of 6.2957

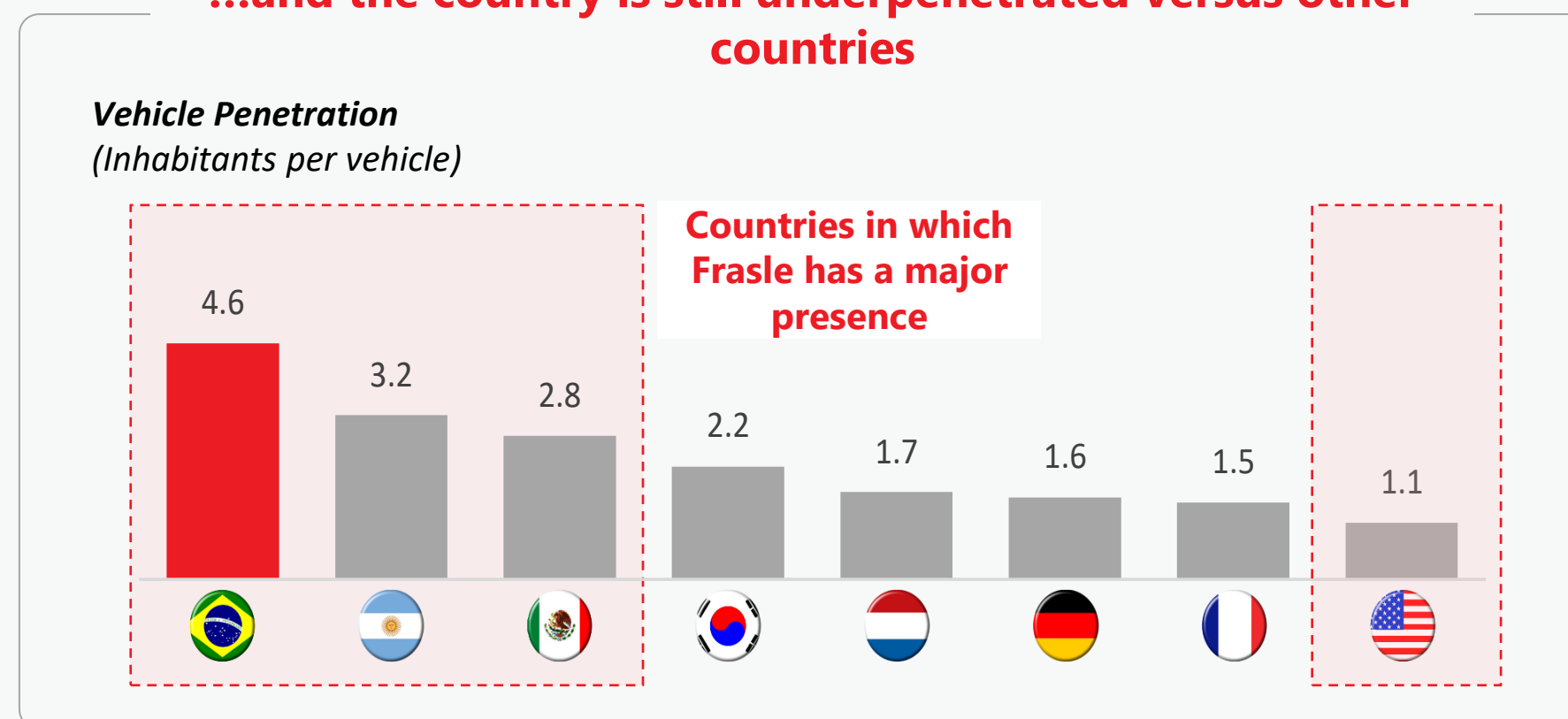
# BUSINESS MODEL

## AFTERMARKET: RESILIENT AND GROWING SEGMENT

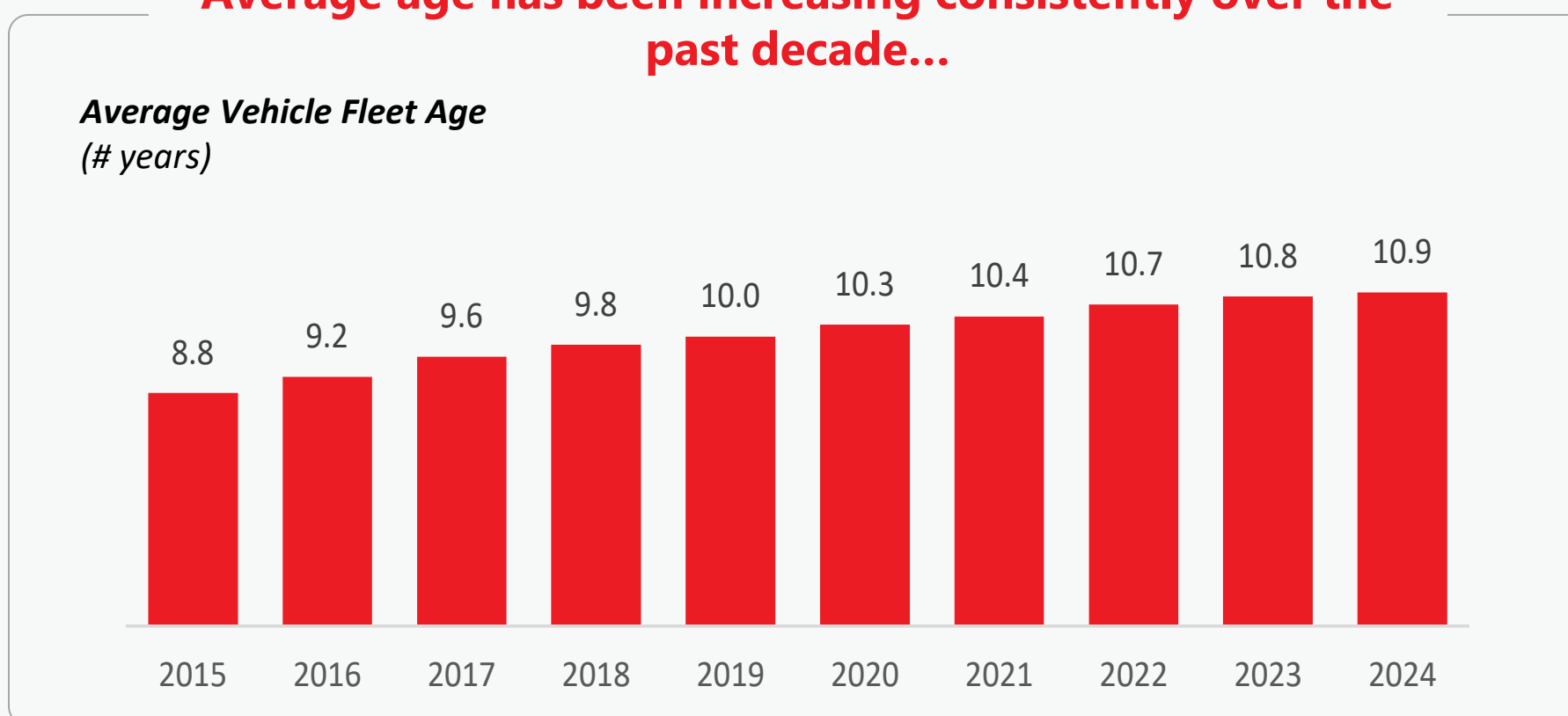
**Brazil's vehicle fleet continues to grow steadily...**



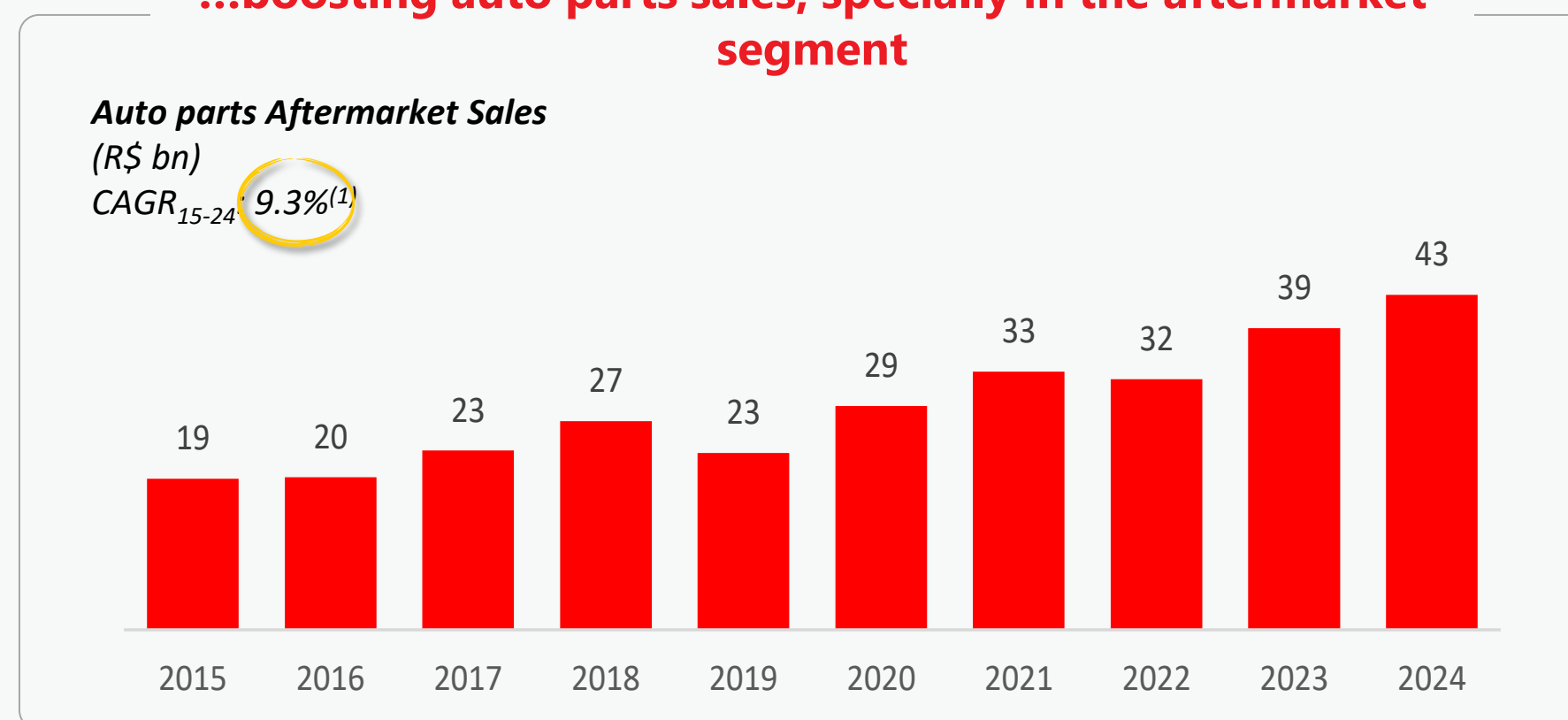
**...and the country is still underpenetrated versus other countries**



**Average age has been increasing consistently over the past decade...**



**...boosting auto parts sales, specially in the aftermarket segment**



Sources: Sindipeças, OICA. Note: (1) Compound Annual Growth Rate

# BUSINESS MODEL

# SUPPLY CHAIN: FRASLE MOBILITY IS WELL POSITIONED IN THE BRAZILIAN AFTERMARKET

The Company serves both large wholesale distributors and regional retailers in its main markets.

SEGMENT FOCUS

## 1 AUTO PARTS MANUFACTURERS

## 2 AUTOMAKERS AND AUTO PARTS DISTRIBUTORS

## 3 END CUSTOMERS

ORIGINAL EQUIPMENT (OEMs)

**Original Equipment Manufacturers**

**OEM Sales Unit and Affiliated Distributors**

INDEPENDENT AFTERMARKET (IAM)

**Automotive Suppliers**

**Generic Manufacturing**

**Independent Distributors (Brick & Mortar and Online)**

*Global Distributors*

*Brazilian Distributors*

Frasle Mobility also sells direct to large retailers

- Auto Shops
- Insurance Companies
- Fleet Operators
- Car Rental Companies
- Retail



Allow end users to **search for auto parts** by vehicle type, product, or manufacturer and view **all available options across Frasle brands**

**Simplifies and speeds up** the decision-making process

Helps **drive demand** by indicating which **distributors** offer the desired part

Ensures Frasle is **well-positioned** to support all stakeholders across the auto parts value chain



**FRASLE**  
MOBILITY

# A JOURNEY OF VALUE CREATION

**FRASLE**

**NAKATA**

**FREMAX**

**CONTROIL**

**FRITEC**

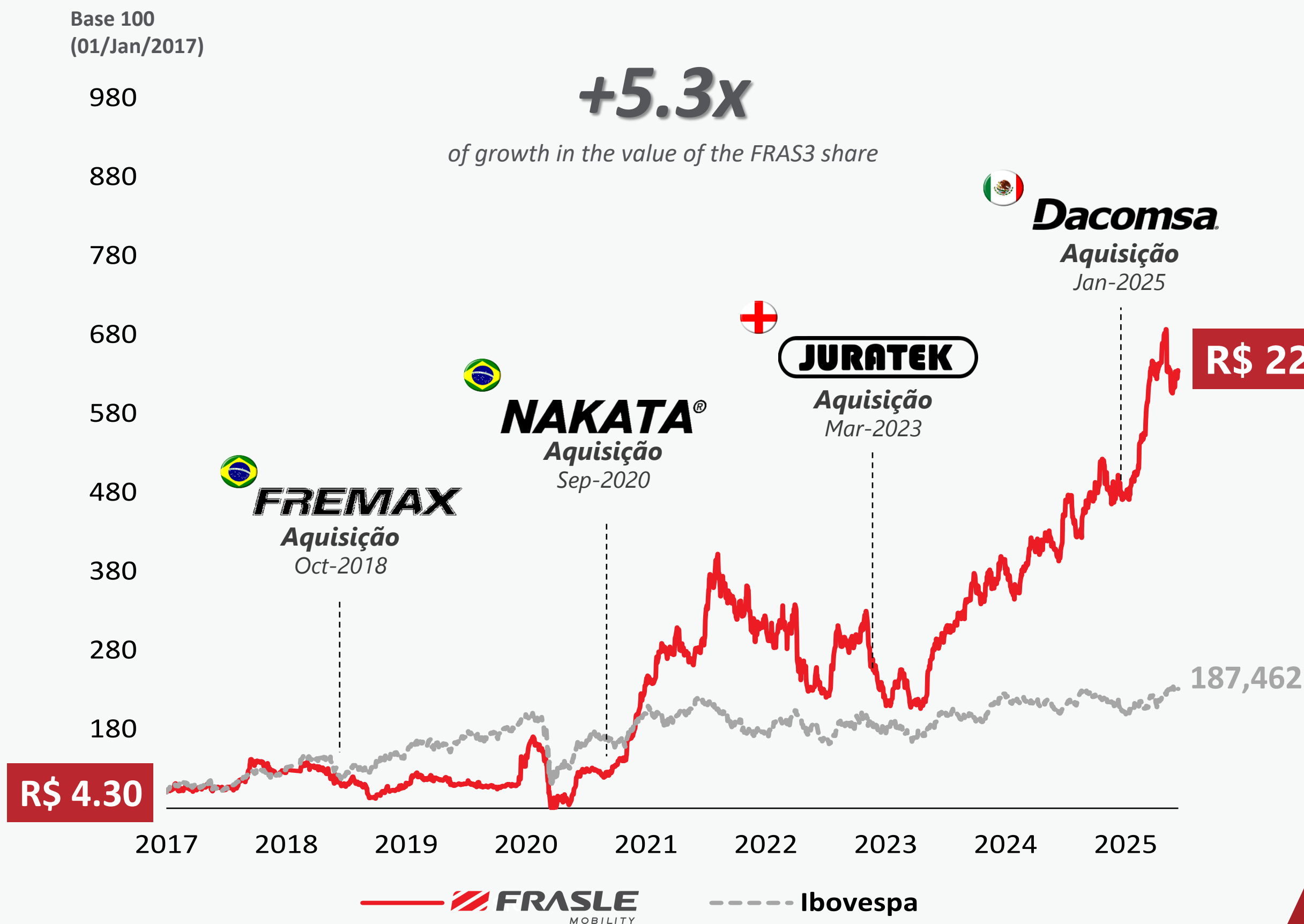
**MORESA+**

**TF VICTOR**


**AUTO  
EXPERTS**

# VALUE CREATION

## GROWTH AND STOCK APPRECIATION TRAJECTORY



<sup>1</sup>Closing price on 03/31/2026



# **INORGANIC EXPANSION**

## **UNDER A WELL-DEFINED STRATEGY**

**CREATE VALUE / POTENTIAL OF DOING MORE WITH LESS**

### **ACCESS**

- CUSTOMERS
- BRANDS
- PORTFOLIO
- SOURCING
- PEOPLE

### **KNOW-HOW**

- HOW IT'S DONE
- MANUFACTURING BASE
- MAKE OR BUY
- SKILLS
- TECHNOLOGIES
- INTELLECTUAL PROPERTY

**SYNERGIES**



**FRASLE**  
MOBILITY

**SOLID**  
**EXECUTION**

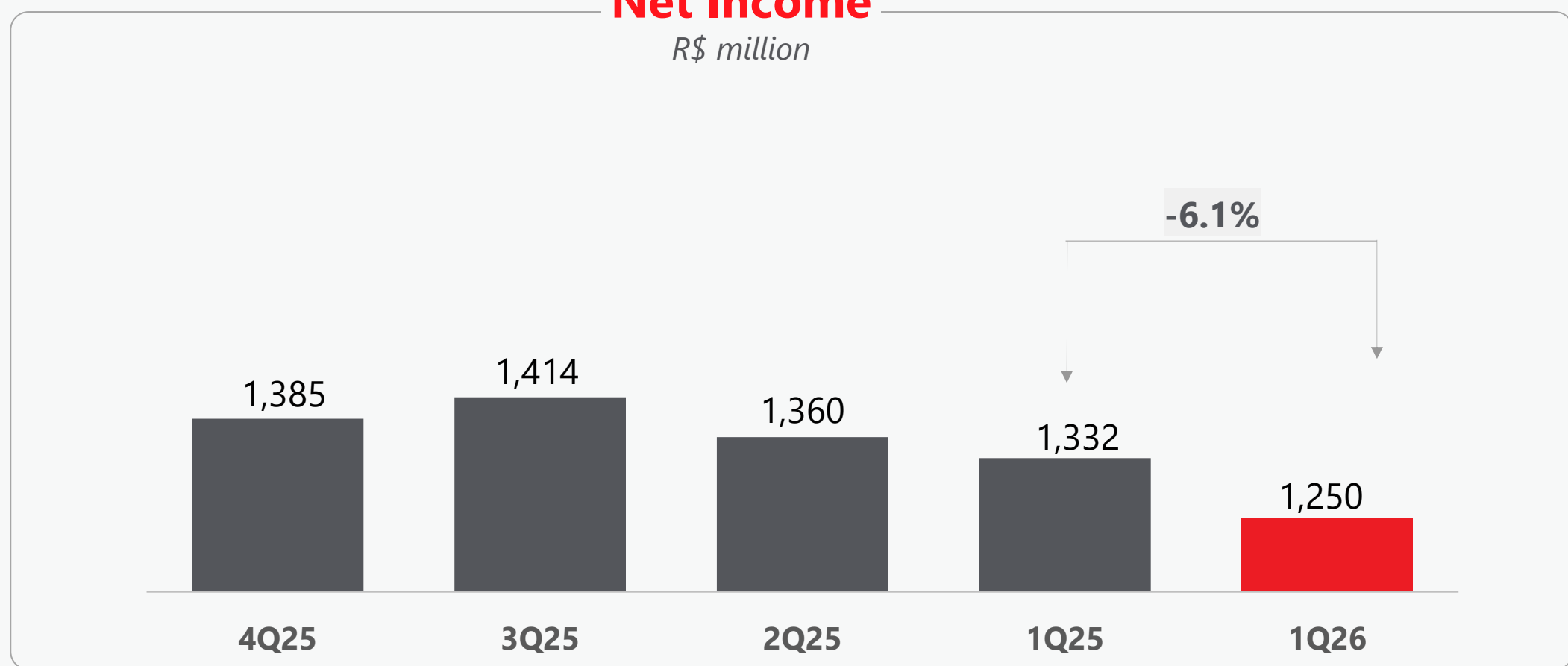
**FRASLE** **NAKATA** **FREMAX** **CONTROIL** **FRITEC** **MORESA+** **TF VICTOR** **AUTO EXPERTS**

# FRASLE MOBILITY RESULTS

## A SOLID TRACK RECORD THAT PROVES OUR EXECUTION DISCIPLINE

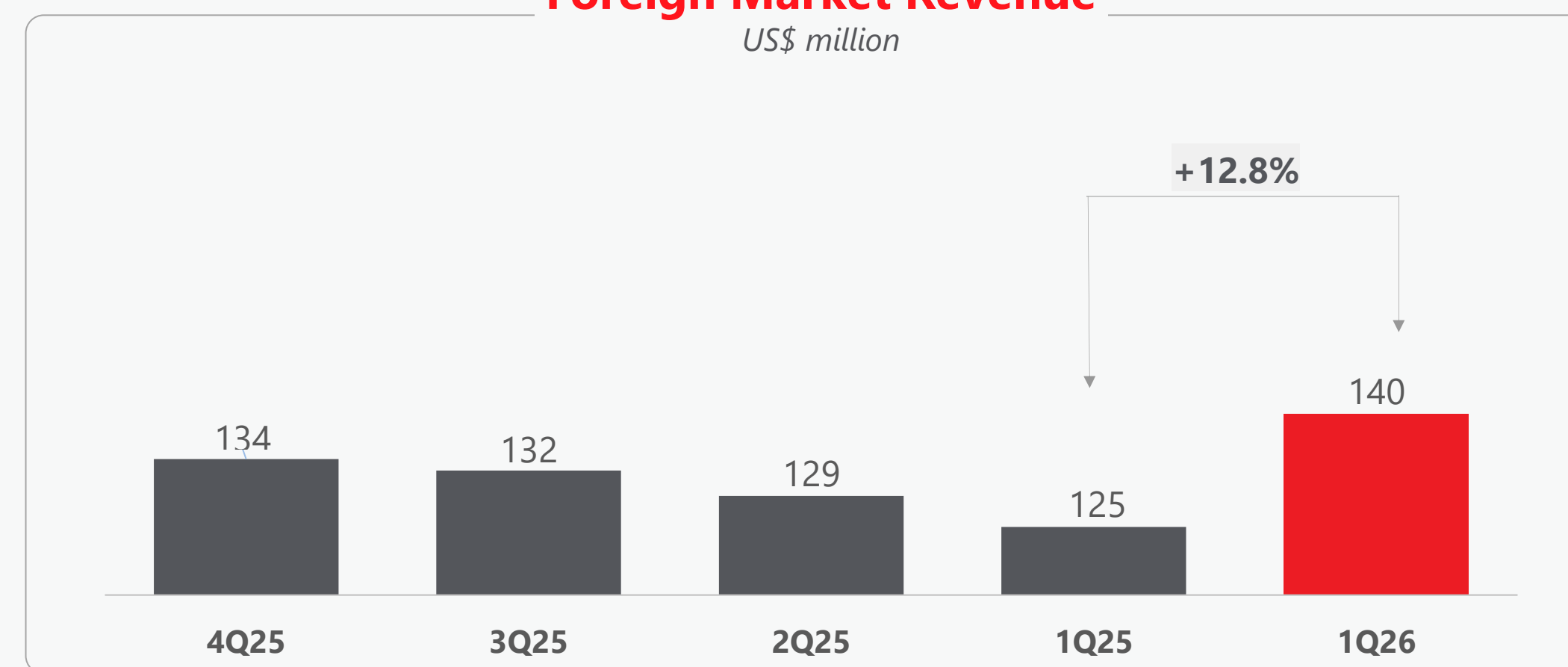
**Net Income**

R\$ million



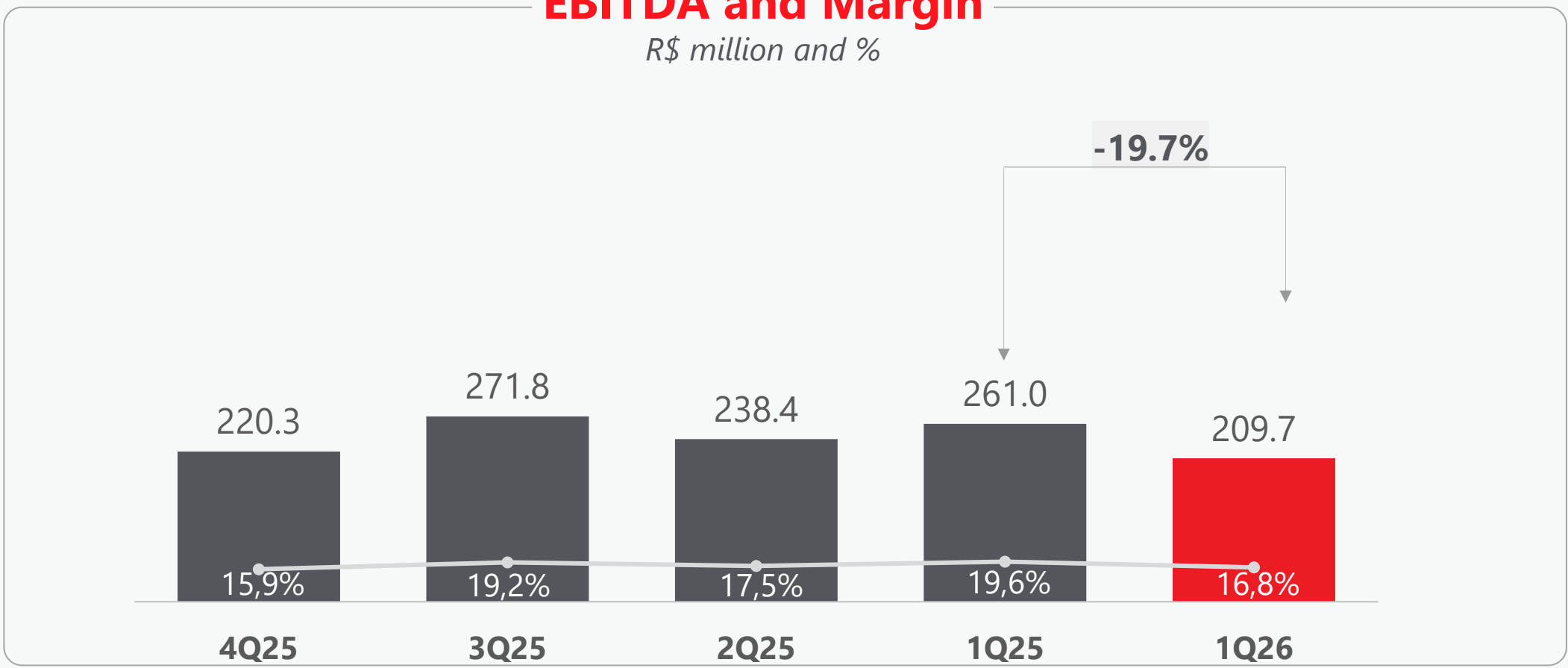
**Foreign Market Revenue**

US\$ million



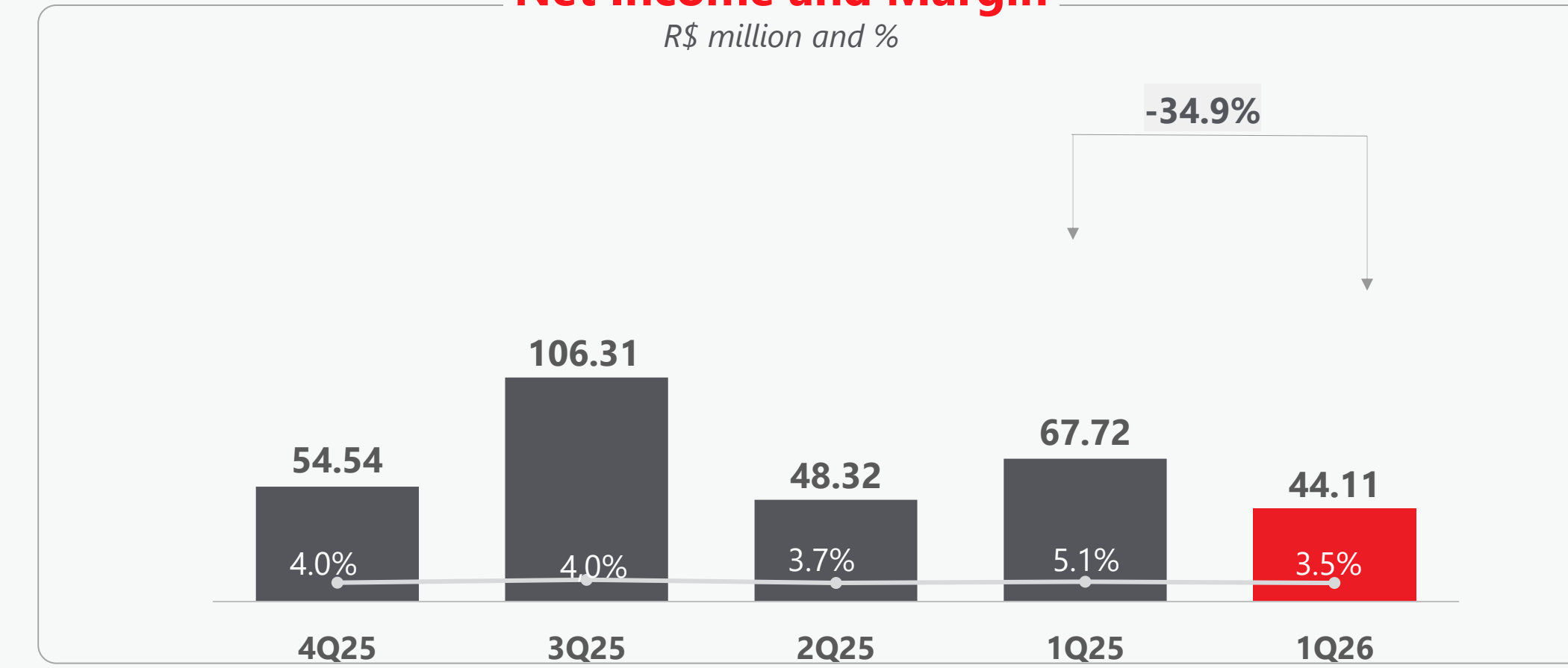
**EBITDA and Margin**

R\$ million and %



**Net Income and Margin**

R\$ million and %

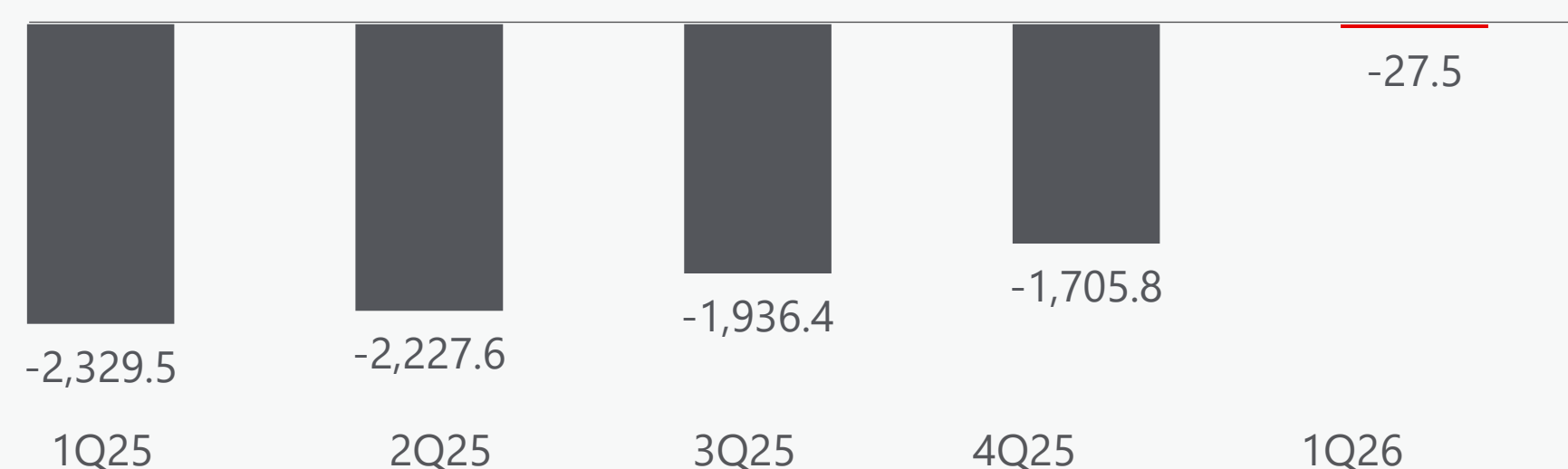


# FRASLE MOBILITY RESULTS

## A SOLID TRACK RECORD THAT PROVES OUR EXECUTION DISCIPLINE

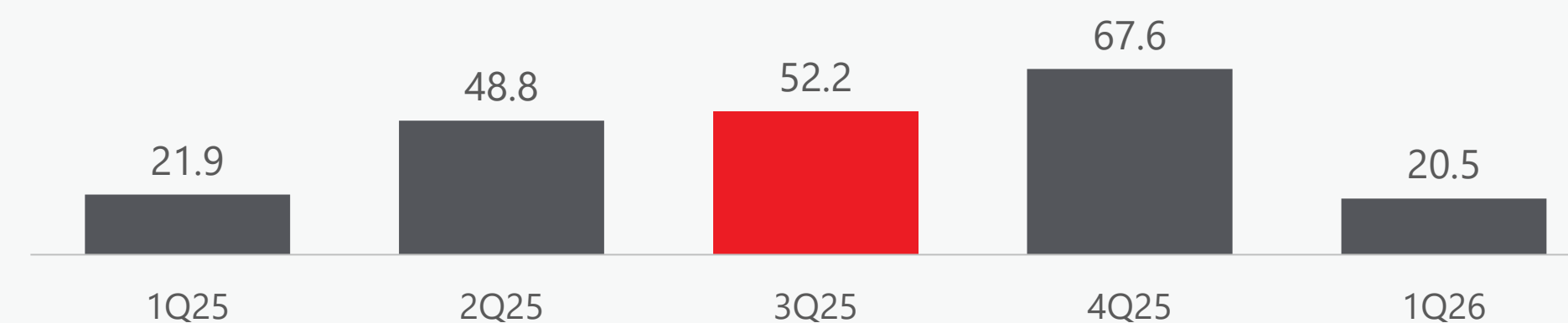
### Free Cash Flow

R\$ million



### Investments

R\$ million

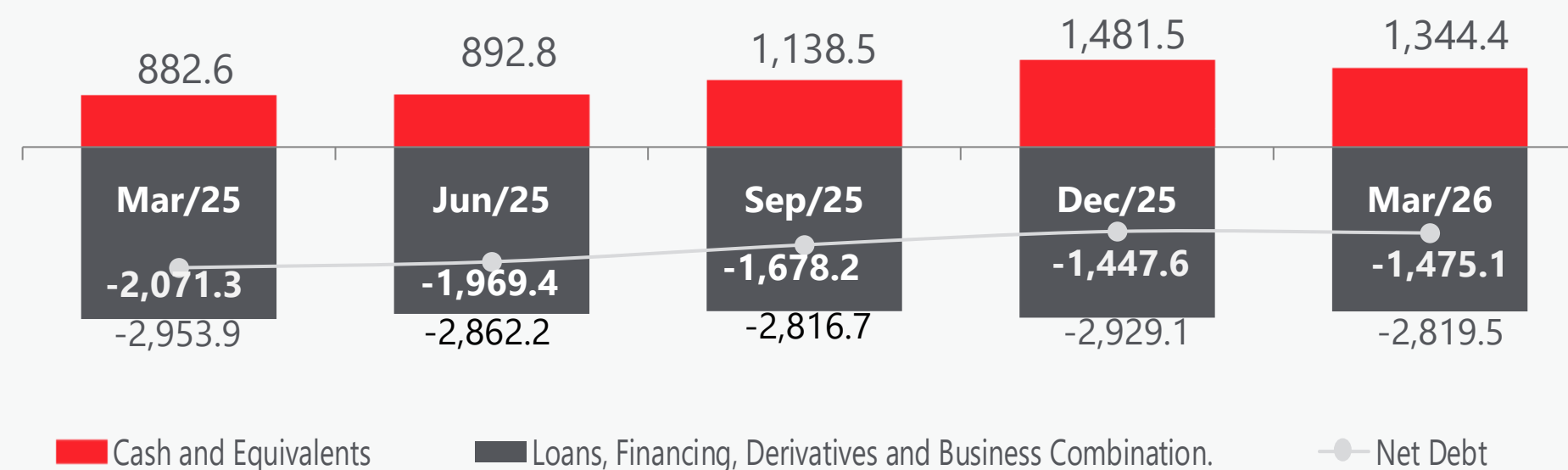


### Leverage

R\$ million

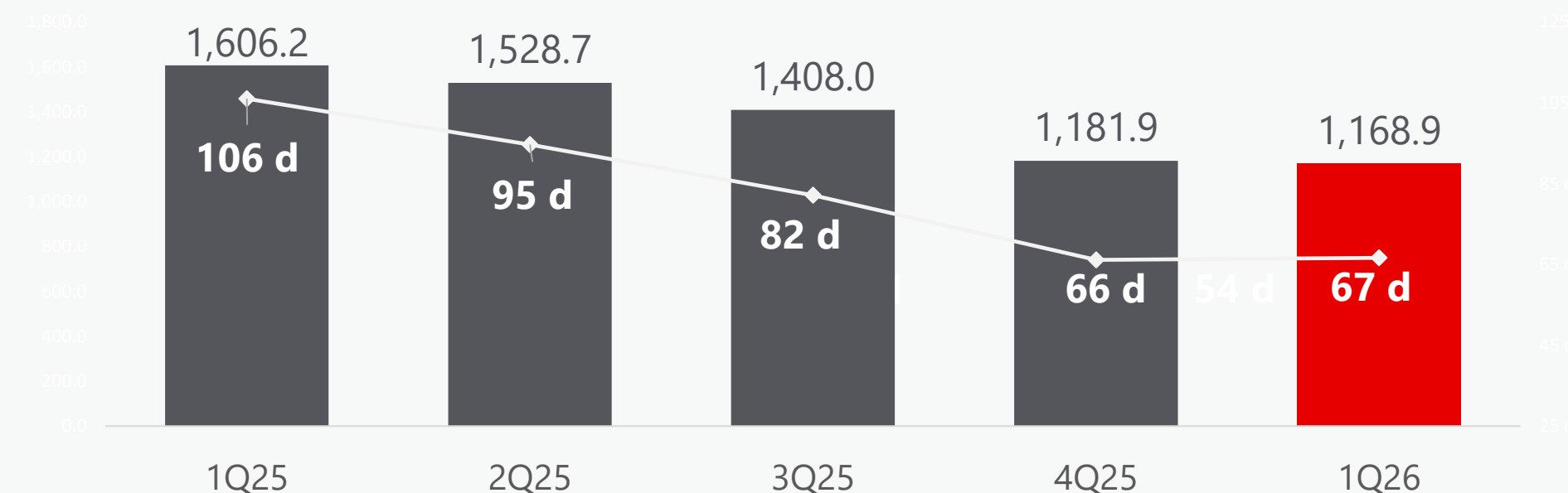
NET DEBT / EBITDA

2.6 x	2.2 x	1.7 x	1.5 x	1.6 x
-------	-------	-------	-------	-------



### Working Capital Requirement

R\$ million



# RESULTS

## GUIDANCE 1Q26



NET REVENUE

**R\$ 1.2 B**

R\$ 5.6 ≤ X ≤ R\$ 6.2 B



FOREIGN MARKET<sup>1</sup>

**US\$ 140.5**

US\$ 540 ≤ X ≤ US\$ 570 M



EBITDA MARGIN<sup>2</sup>

**16.8%**

17.5% ≤ X ≤ 20.0%



INVESTMENTS<sup>3</sup>

**R\$ 20.5 M**

R\$ 170 ≤ X ≤ R\$ 210 M

<sup>1</sup> Refers to the sum of exports from Brazil and revenue generated by operations abroad, net of intercompany transactions;

<sup>2</sup> Percentage considers margin adjusted for non-recurring events;

<sup>3</sup> Refers to organic investments.



**FRASLE**  
MOBILITY

*OUTLOOK*

**FRASLE** NAKATA FREMAX CONTROIL FRITEC MORESAT TF VICTOR AUTO EXPERTS

# STRATEGY EXECUTION

## MAIN CYCLES

2017

2018

2019

2020

2021

2022

2023

... 2029

### **AFTERMARKET POWERHOUSE**

Revenue resilience – automotive consumer goods  
Robust cash generation, resulting from a premium positioning (full service supplier)  
Synergies and combined opportunities (M&A unlocks organic growth)  
Low investments, fast growth, high ROIC.

### **INTERNATIONALIZATION**

Global footprint  
Geographic protection  
New product lines and geographies as optionalities

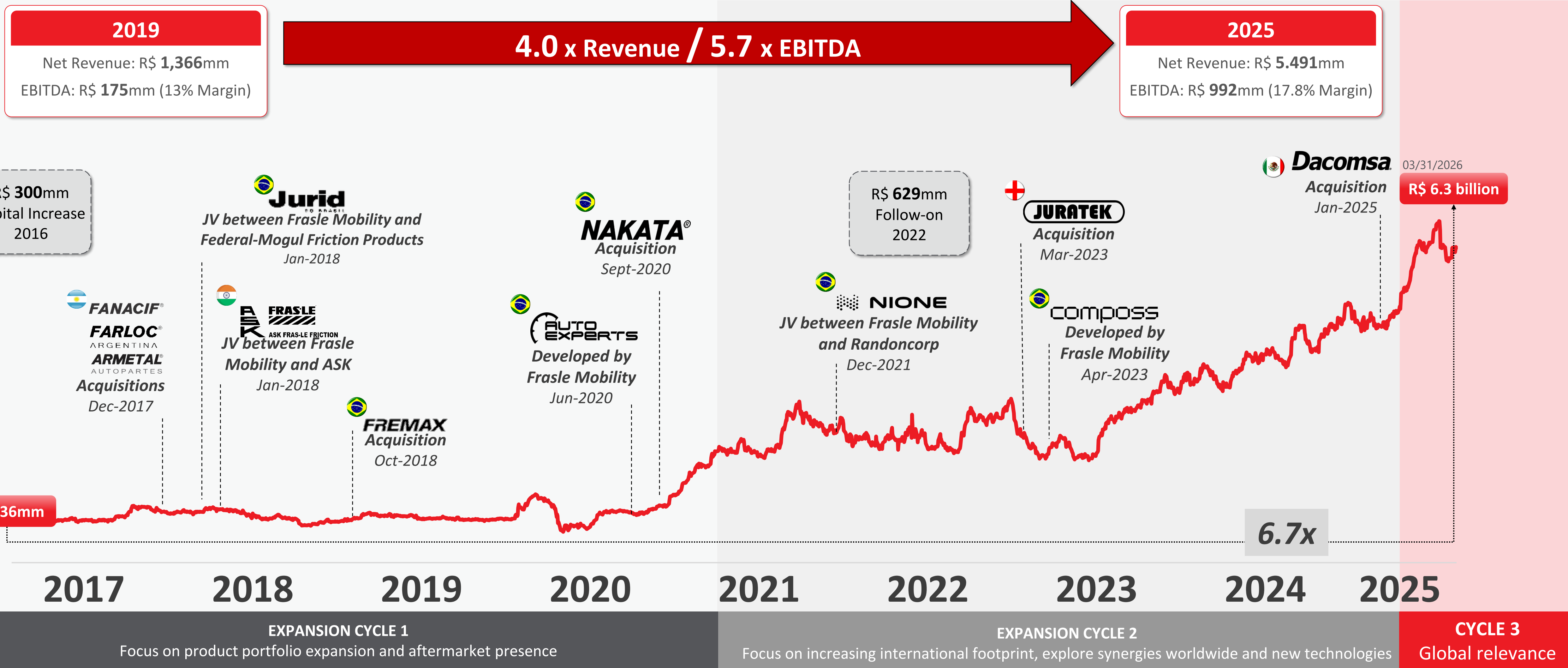
### **INNOVATION AND TECHNOLOGY**

Electrification – Autonomous Vehicles – Digitalization – Mobility  
Modernization, automation, and “smart factory” projects  
Smart materials



# THE JOURNEY CONTINUES

## CONSISTENT TRAJECTORY OF REVENUE AND MARGIN EXPANSION, COMBINING INORGANIC GROWTH AND HOMEGROWN PLATFORMS





**FRASLE**  
MOBILITY

# TECHNOLOGY

**FRASLE** NAKATA FREMAX CONTROL FRITEC MORESAT TF VICTOR AUTO EXPERTS

# INNOVATION AND TECHNOLOGY

## INVESTMENTS IN TECHNOLOGY TO KEEP UP WITH GLOBAL TRENDS AND DIVERSIFY REVENUES

> The largest Advanced Friction **Engineering Center** in Latin America with **complete solutions** for the mobility market.

> Laboratories: Physicist, Chemist and Pilot.

> Analysis: Dimensional, Chemical Composition of Materials, Methodographic of the Metal Structure and Roughness of the Material

**movetech**  
centro de engenharia avançada

### MOVETECH HIGHLIGHTS IN 2024

**2,786** PROTOTYPES PRODUCED

**32,721** TESTS IN CHEMICAL LABORATORY

**2,244** TESTS OF DYNAMOMETER

**33,000** LABORATORY TESTS PHYSICAL FOR CHARACTERIZATION

**composs**

Pioneer in COMPOSITE materials in Latin America.

- > Lighter
- > No painting required
- > Does not rust
- > Easy installation
- > More resistant
- > Innovative design

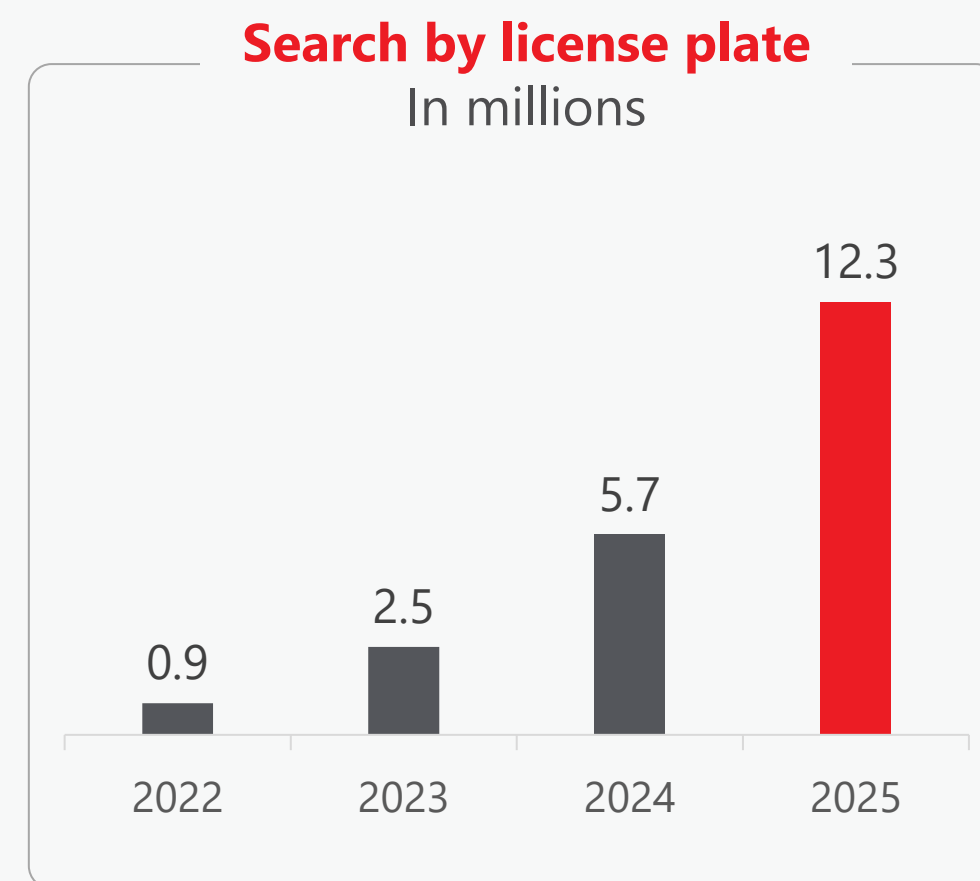
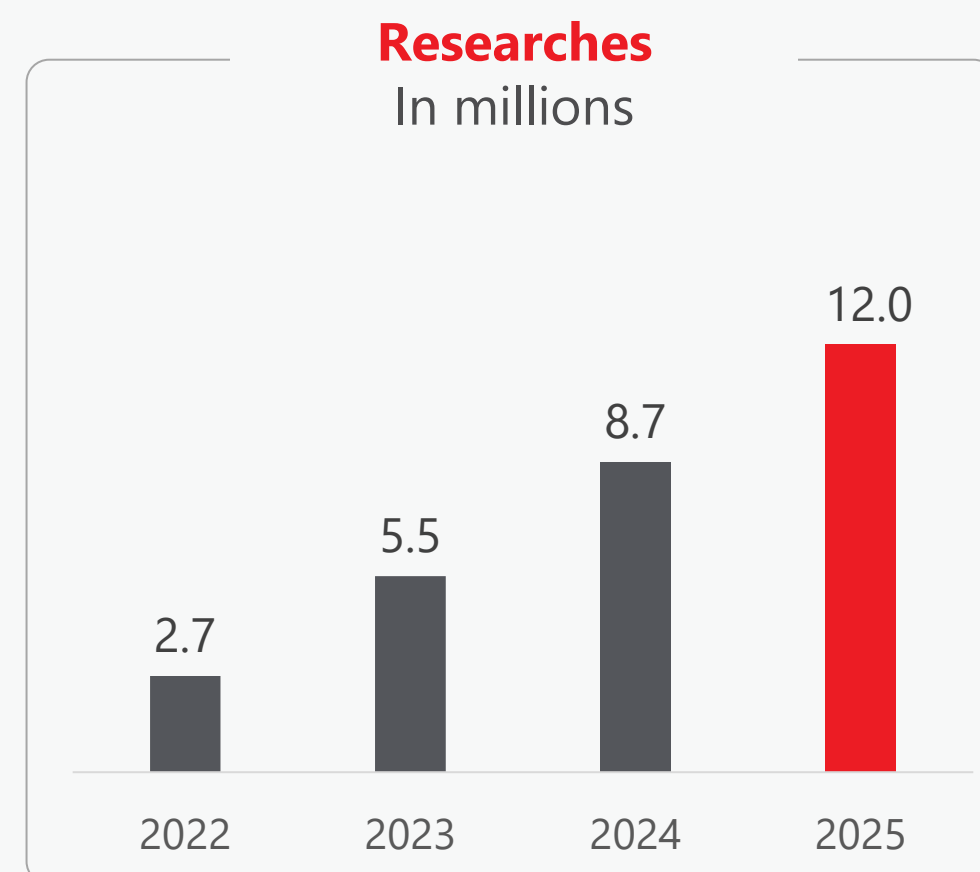
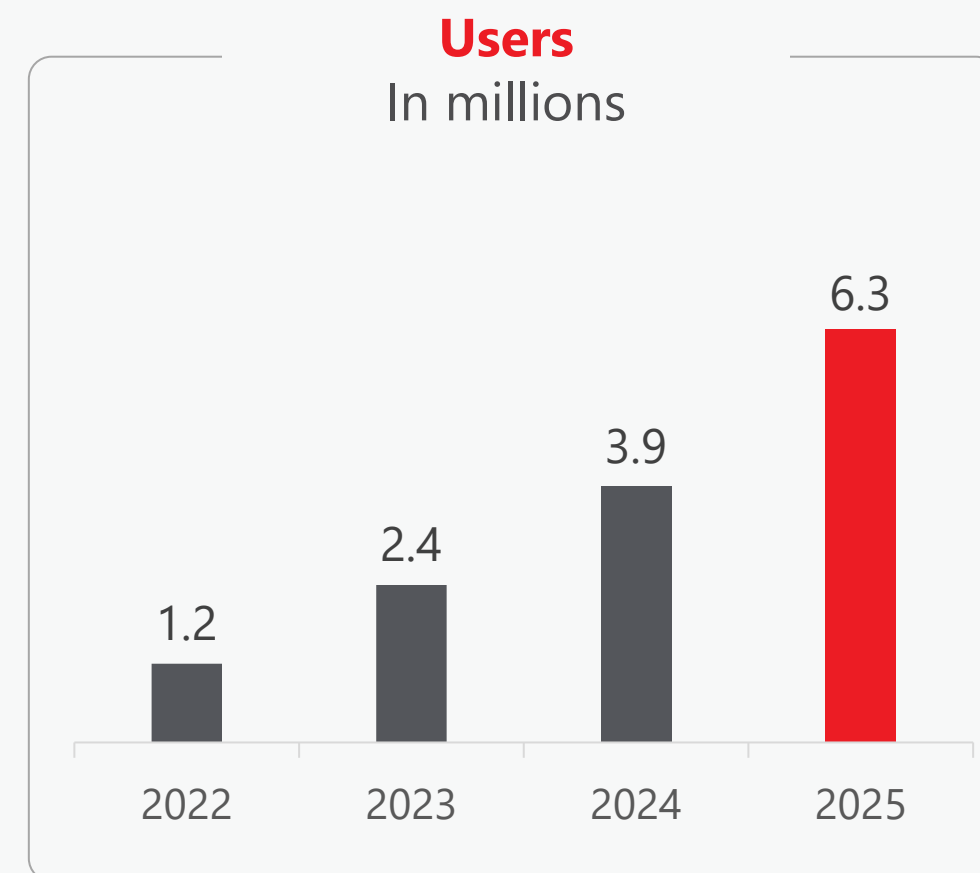
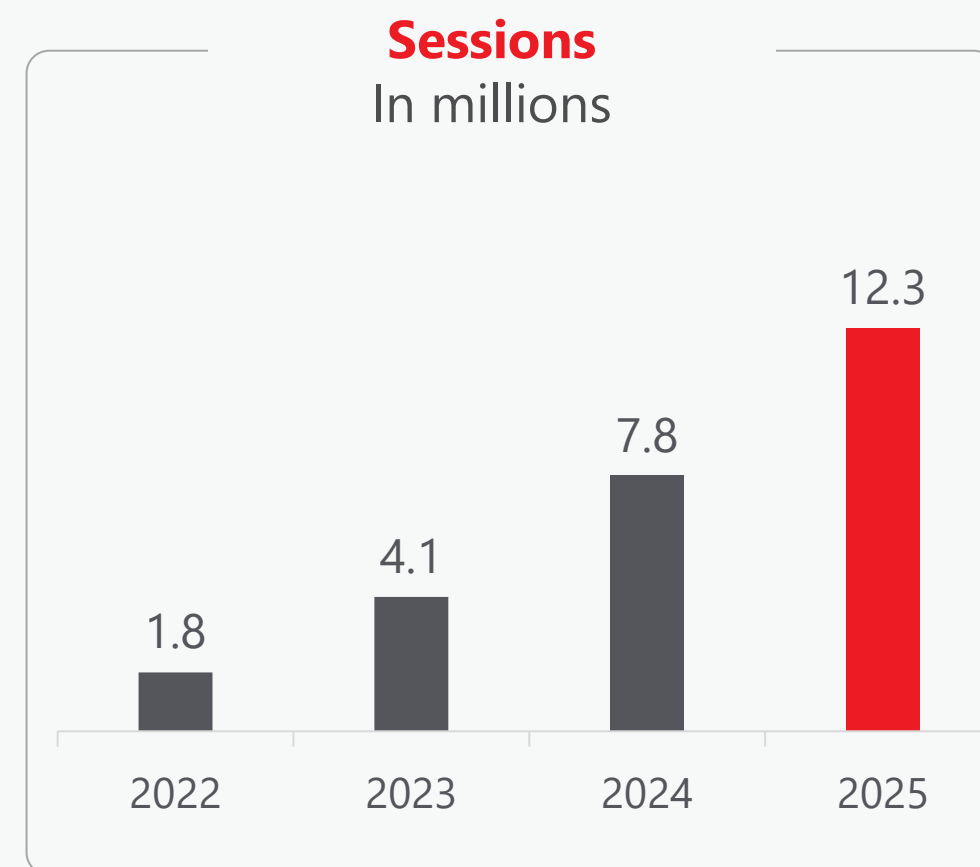
 **NIONE**

Pioneer in the manufacture of NIOBIUM NANOPARTICLES on a large scale.

- > Resistance
- > Durability
- > Lightness

## OUR BRANDS AND SOLUTIONS JUST A FEW CLICKS AWAY

2025



AVERAGE  
SITE SEARCH  
TIME

82.7 MIN

SKUs IN  
CATALOG

25.600

Digital platform that  
transforms the customer  
experience with Frasle  
Mobility brands





**FRASLE**  
MOBILITY

SUSTAINABILITY  
**SUSTAINABILITY**

**FRASLE** NAKATA FREMAX CONTROIL **FRITEC** MORESA+ **TF VICTOR** **AUTO EXPERTS**

# OUR PUBLIC COMMITMENTS



## ESG: 3 STRATEGIC PILLARS



### Planet

1. Reduce greenhouse gas emissions by 40% by 2030.

**Progress from 3.99 to 2.53 KgCO2/hours worked.**

2. Eliminate industrial landfill waste disposal and reuse 100% of treated effluent by 2025.

**Progress from 25% to 4% in waste disposal.**

**Progress from 41.4% to 52% in water reuse.**



### People

3. Double the number of women in leadership positions by 2025.  
**Progress from 11% to 15%.**

4. Eliminate serious work accidents.



### Business

5. Increase annual net revenue generated by new products.  
**Progress from 49% in 2020 to 55%.**

# THE GREEN BOILER FROM FOSSIL FUEL TO CLEAN ENERGY



## CAXIAS DO SUL/RS INDUSTRIAL PARK INAUGURATED IN DECEMBER 2024

- Replaces the use of **natural gas for biomass**
- Reduction of about **10,000 tons of CO<sub>2</sub>** per year.  
Equivalent to **260,000 household gas** cylinders

**COST OF  
STEAM  
GENERATION**

Savings of  
~50% per year

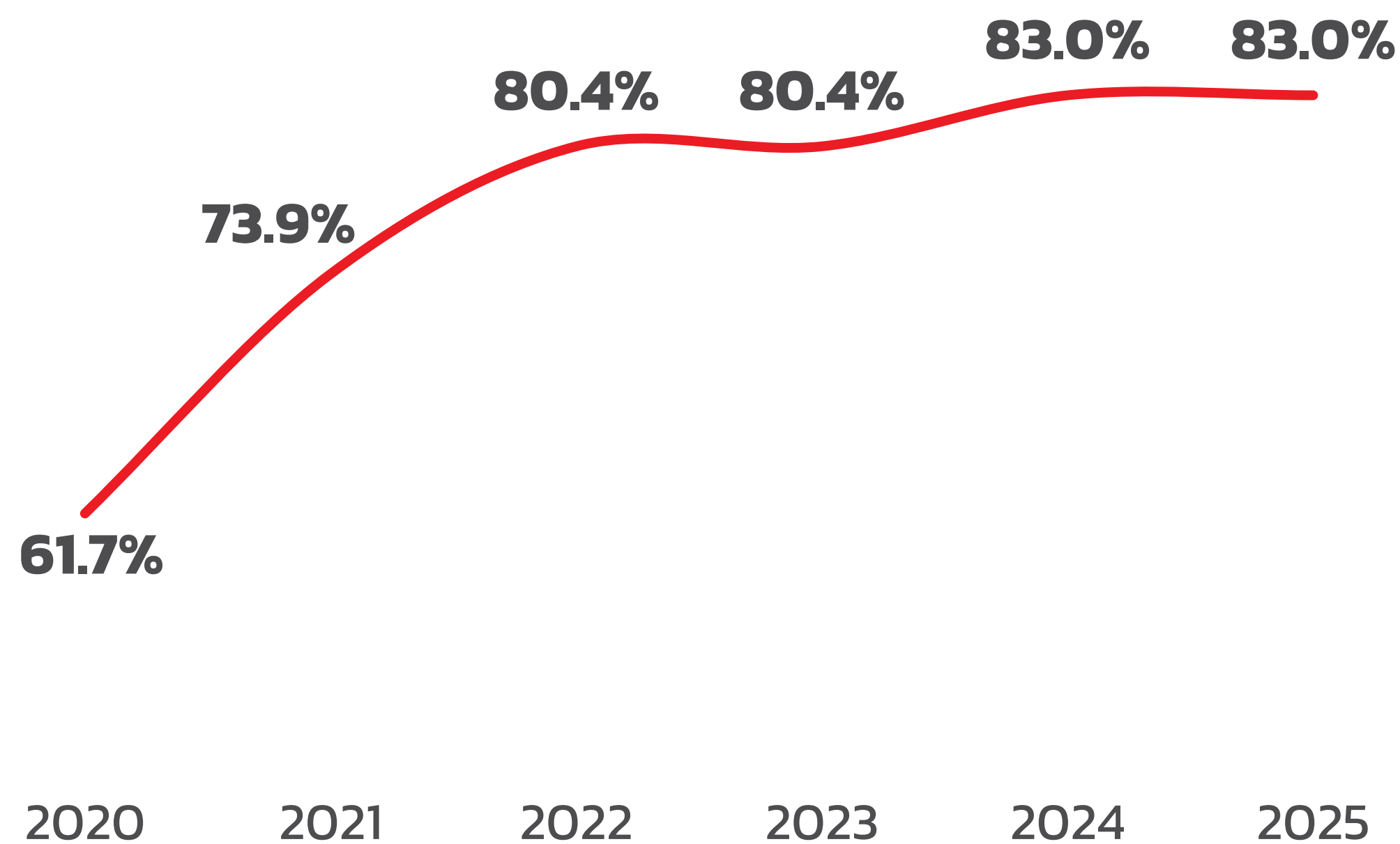
**GREENHOUSE  
GASES**

93% lower  
issuance than the  
current process

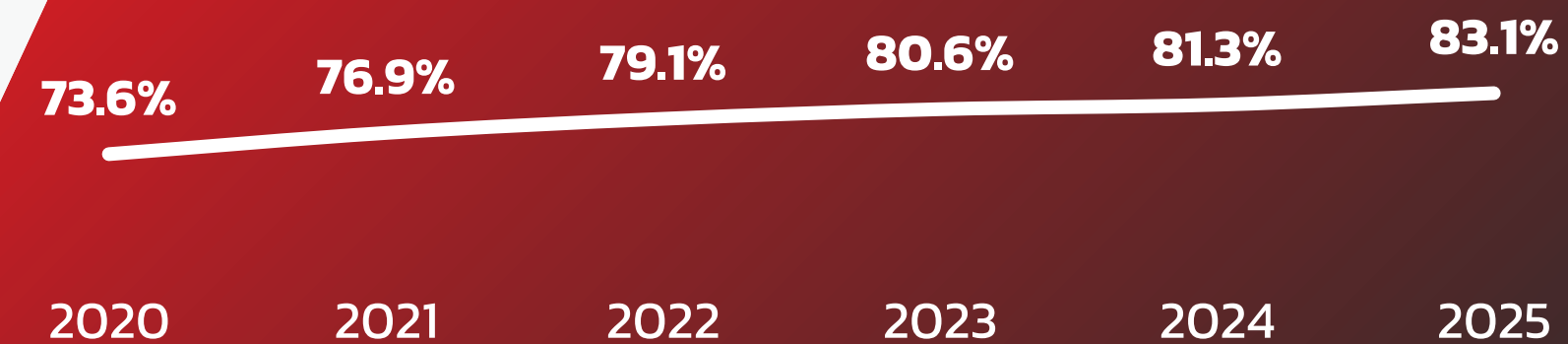


Foto: Alex Batistel

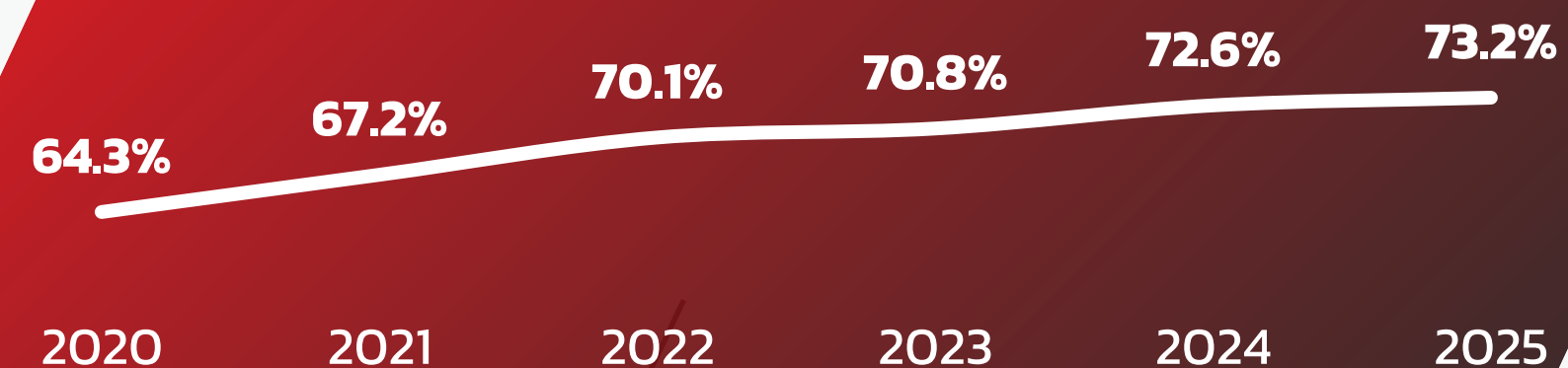
# PROGRESS IN GOVERNANCE ADHERENCE TO RECOMMENDED PRACTICES 'COMPLY OR EXPLAIN'



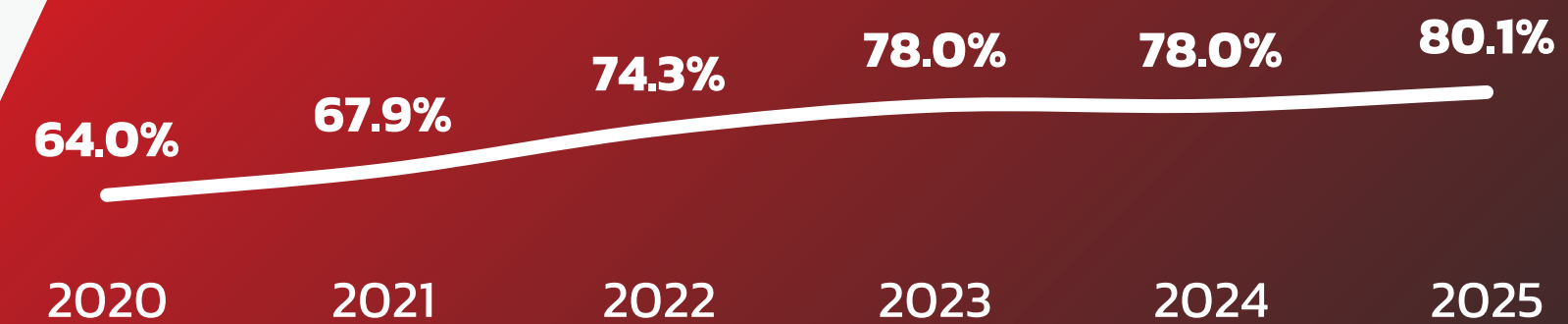
## IBOVESPA



## LEVEL 1

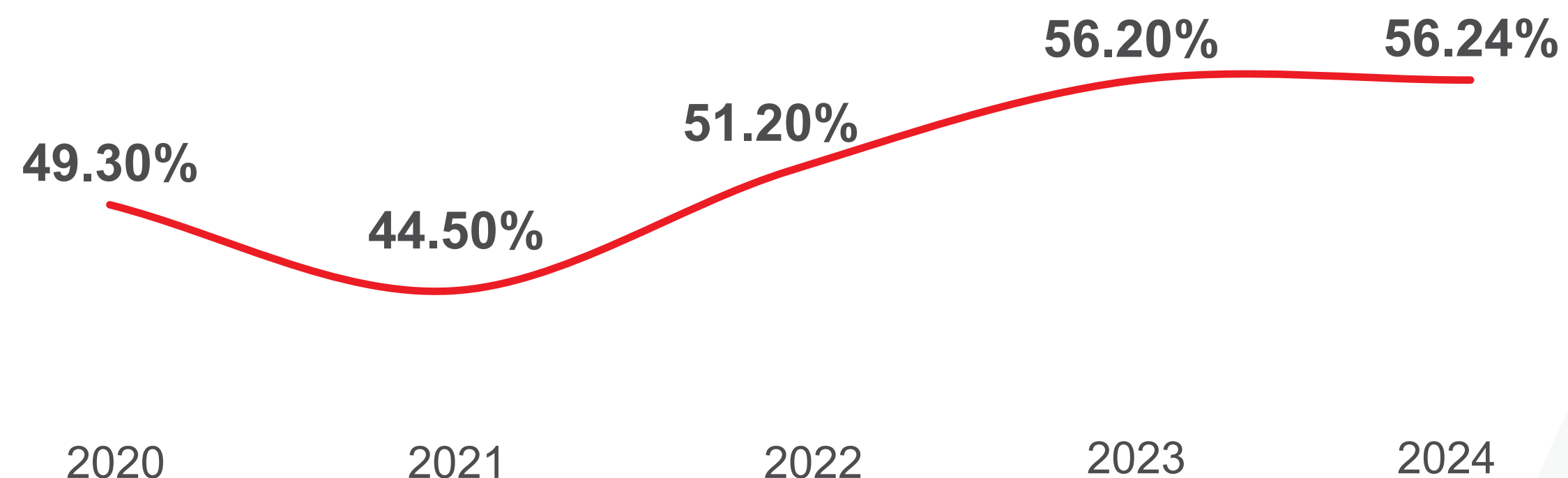


## NOVO MERCADO



# SUSTAINABLE INOVATION CONSTANT SEEKING FOR PRODUCT DEVELOPMENT TO COMPOUND THE RENEWABLE CHAIN

% OF NET REVENUE FROM  
PRODUCTS LAUNCHED\*



\*At site Caxias do Sul - RS

RELEVANT PRODUCT LAUNCHES IN 2024:



*EHnergy HD, brake pads for heavy-duty electric and hybrid vehicles.*



*Parceria Fremax+Nione  
application of paints developed by Nione -  
corrosion protection*



*Composs:  
Molas de suspensão livres de corrosão  
Trucks: 33% lighter; Road implements: 42% lighter; Recreational  
vehicles: 25% lighter and noise-free*



**FRASLE**  
MOBILITY

# APPENDIX

**FRASLE** NAKATA FREMAX CONTROIL *FRITEC* MORESA+ TF VICTOR AUTO EXPERTS

# STRONG BRANDS

## PORTFOLIO OF ROBUST BRANDS WITH HIGH RECALL IN THE MARKETS OF EXPOSURE

**08** **ICONIC**  
**BRANDS**

**FRASLE**  


**NAKATA**<sup>®</sup>

**FREMAX**

**CONTROL**

**FRITEC**<sup>®</sup>  
FRICTION TECHNOLOGY

**MORESA**<sup>+</sup>

**TF VICTOR**<sup>®</sup>

**JURATEK**

**ABTEX**

**ARMETAL**<sup>®</sup>

**AUTO EXPERTS**

**Autopar**<sup>®</sup>

**BestBrake**

**BIOCERAMIC**<sup>®</sup>  
SUPER STOP TECNOLOGÍA EN FRENADO

**composs**

**dur'bloc**

**iea**<sup>®</sup>  
Electric & Electronic Components

**LonaFlex**

**plabesto**<sup>®</sup>  
FRENOS

**POWER ENGINE**<sup>®</sup>  
PARTES DE MOTOR

**RACE**<sup>®</sup>

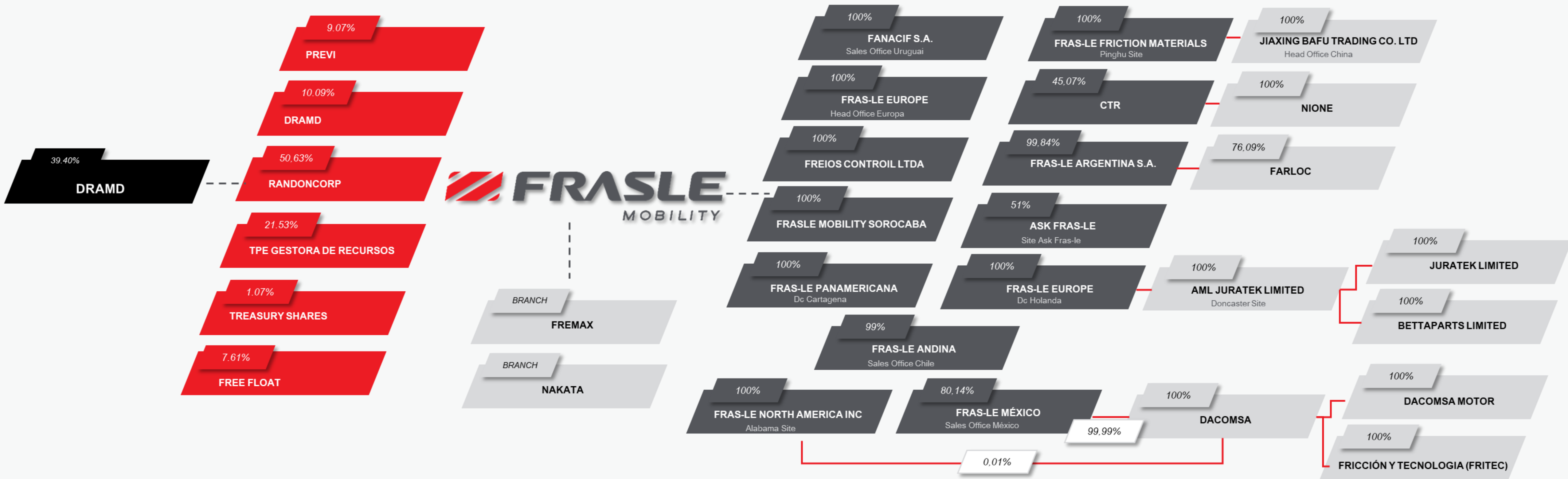
**sello**<sup>®</sup>

**TENSA**

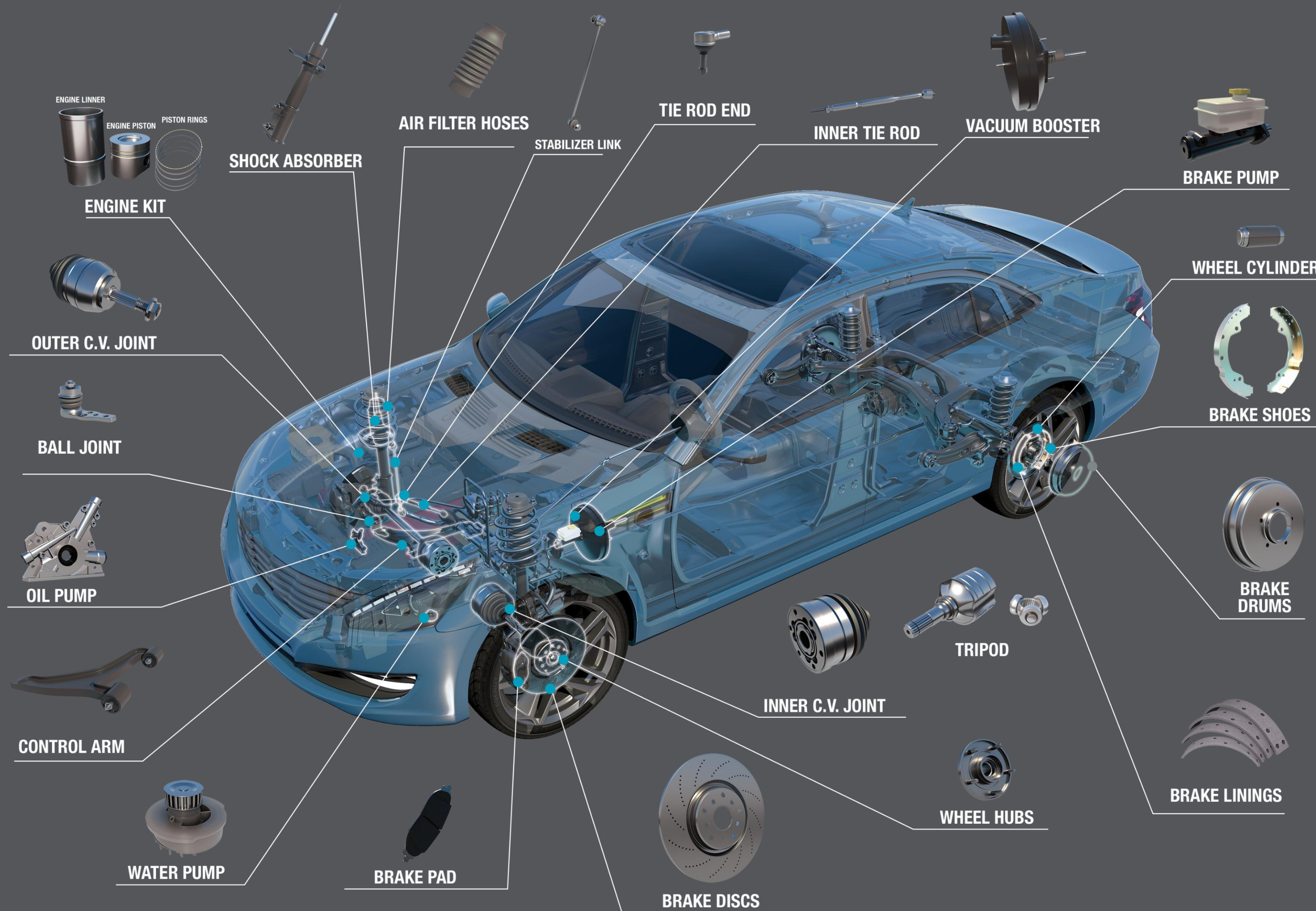
**TSP**<sup>®</sup>  
The Specialist in Powertrain

**Vehyco**<sup>®</sup>

# CORPORATE STRUCTURE



# BROAD PORTFOLIO



# DACOMSA MAIN PRODUCTS AND BRANDS

**Dacomsa**

**MORESA**

**TF VICTOR**

**FRITEC**  
FRICTION TECHNOLOGY



**sello**

**Vehyco**

**BIOCERAMIC**  
SUPER STOP TECNOLOGÍA EN FRENADO

**TSP**  
The Specialist in Powertrain

**oiea**  
Electric & Electronic Components

**Autopar**  
Drive Train

**RACE**



**RANDONCORP**

 **FRASLE**  
MOBILITY



[ri.fraslemobility.com](https://ri.fraslemobility.com)



[ri@fraslemobility.com](mailto:ri@fraslemobility.com)

**FRAS**  
B3 LISTED N1

**IBRA B3**

**IGC B3**

**IGCT B3**

**SMLL B3**