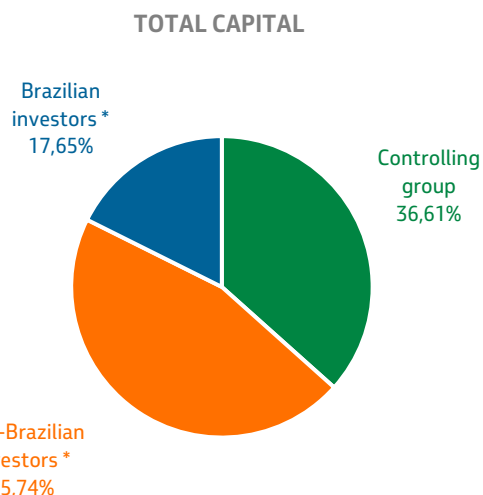


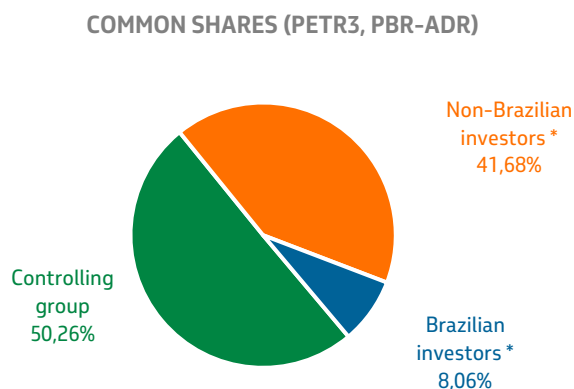
Shareholding Structure - October 2022



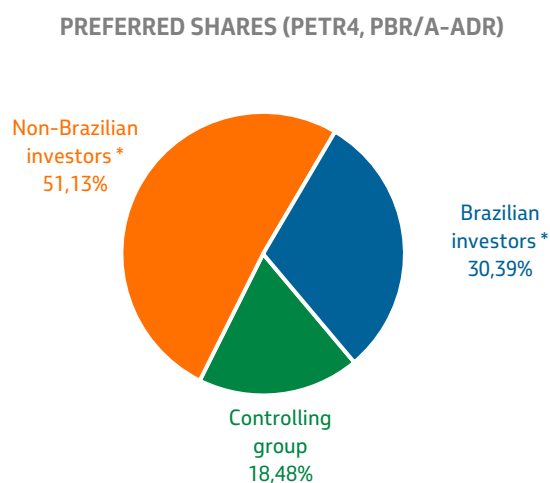
TOTAL CAPITAL	# Shares	%
Controlling group	4.775.929.565	36,61%
Federal Government	3.740.470.811	28,67%
BNDESPar	900.210.496	6,90%
BNDES	135.248.258	1,04%
Non-Brazilian investors *	5.966.275.644	45,74%
NYSE - ADRs	2.656.882.654	20,37%
B3	3.309.392.990	25,37%
Brazilian investors *	2.301.996.052	17,65%
Institutional investors	1.047.403.151	8,03%
Retail	1.254.592.901	9,62%
FMP-FGTS/FIA funds	170.024.494	1,31%
General retail	1.084.568.407	8,31%
Total outstanding **	13.044.201.261	100,00%
Shares in treasury	295.669	0,00%
Total	13.044.496.930	100,00%
* Free float	8.268.271.696	63,39%



COMMON SHARES (PETR3, PBR-ADR)	# Shares	%
Controlling group	3.740.470.811	50,26%
Federal Government	3.740.470.811	50,26%
Non-Brazilian investors *	3.101.916.850	41,68%
NYSE - ADRs	2.110.269.362	28,36%
B3	991.647.488	13,32%
Brazilian investors *	599.843.721	8,06%
Institutional investors	272.449.410	3,66%
Retail	327.394.311	4,40%
FMP-FGTS/FIA funds	152.245.963	2,05%
General retail	175.148.348	2,35%
Total outstanding **	7.442.231.382	100,00%
Shares in treasury	222.760	0,003%
Total	7.442.454.142	100,00%
* Free float	3.701.760.571	49,74%



PREFERRED SHARES (PETR4, PBR/A-ADR)	# Shares	%
Controlling group	1.035.458.754	18,48%
BNDESPar	900.210.496	16,07%
BNDES	135.248.258	2,41%
Non-Brazilian investors *	2.864.358.794	51,13%
NYSE - ADRs	546.613.292	9,76%
B3	2.317.745.502	41,37%
Brazilian investors *	1.702.152.331	30,39%
Institutional investors	774.953.741	13,83%
Retail	927.198.590	16,56%
FMP-FGTS/FIA funds	17.778.531	0,32%
General retail	909.420.059	16,24%
Total outstanding **	5.601.969.879	100,00%
Shares in treasury	72.909	0,00%
Total	5.602.042.788	100,00%
* Free float	4.566.511.125	81,52%



** without shares in treasury