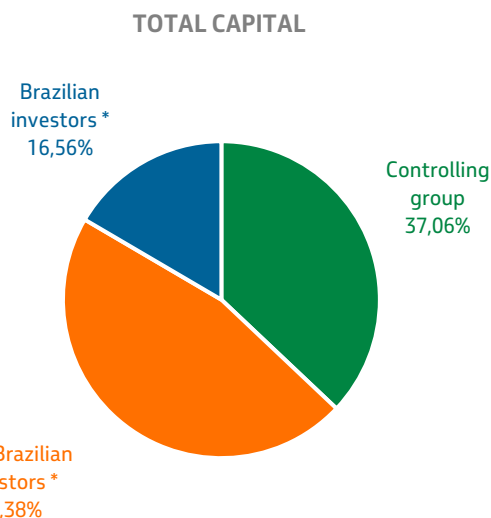


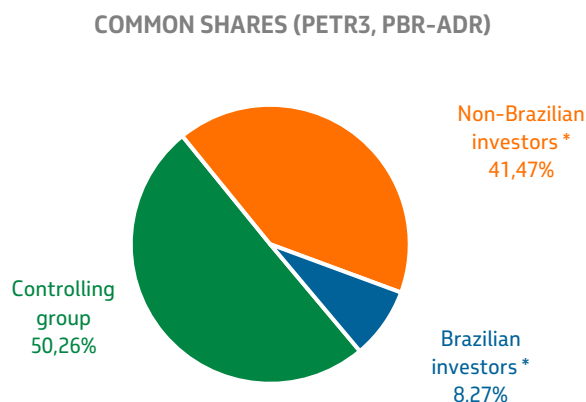
Shareholding Structure - January 2025



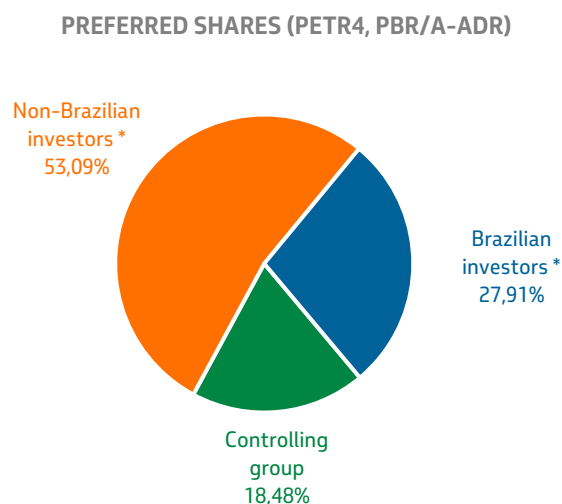
TOTAL CAPITAL	# Shares	%
Controlling group	4.775.929.565	37,06%
Federal Government	3.740.470.811	29,02%
BNDESPar	900.210.496	6,98%
BNDES	135.248.258	1,05%
Non-Brazilian investors *	5.978.124.565	46,38%
NYSE - ADRs	2.722.918.736	21,14%
B3	3.255.205.829	25,26%
Brazilian investors *	2.134.678.631	16,56%
Institutional investors	874.181.348	6,78%
Retail	1.260.497.283	9,78%
FMP-FGTS/FIA funds	173.996.704	1,35%
General retail	1.086.500.579	8,43%
Total outstanding **	12.888.732.761	100,00%
Shares in treasury	0	0,00%
Total	12.888.732.761	100,00%
* Free float	8.112.803.196	62,94%



COMMON SHARES (PETR3, PBR-ADR)	# Shares	%
Controlling group	3.740.470.811	50,26%
Federal Government	3.740.470.811	50,26%
Non-Brazilian investors *	3.086.648.590	41,47%
NYSE - ADRs	2.073.549.618	27,86%
B3	1.013.098.972	13,61%
Brazilian investors *	615.111.981	8,27%
Institutional investors	297.046.349	3,99%
Retail	318.065.632	4,27%
FMP-FGTS/FIA funds	154.778.552	2,08%
General retail	163.287.080	2,19%
Total outstanding **	7.442.231.382	100,00%
Shares in treasury	0	0,000%
Total	7.442.231.382	100,00%
* Free float	3.701.760.571	49,74%



PREFERRED SHARES (PETR4, PBR/A-ADR)	# Shares	%
Controlling group	1.035.458.754	19,01%
BNDESPar	900.210.496	16,53%
BNDES	135.248.258	2,48%
Non-Brazilian investors *	2.891.475.975	53,09%
NYSE - ADRs	649.369.118	11,92%
B3	2.242.106.857	41,17%
Brazilian investors *	1.519.566.650	27,91%
Institutional investors	577.134.999	10,61%
Retail	942.431.651	17,30%
FMP-FGTS/FIA funds	19.218.152	0,35%
General retail	923.213.499	16,95%
Total outstanding **	5.446.501.379	100,00%
Shares in treasury	0	0,00%
Total	5.446.501.379	100,00%
* Free float	4.411.042.625	80,99%



** without shares in treasury