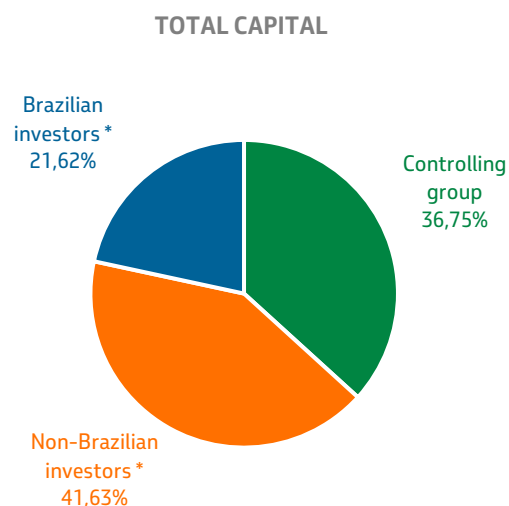


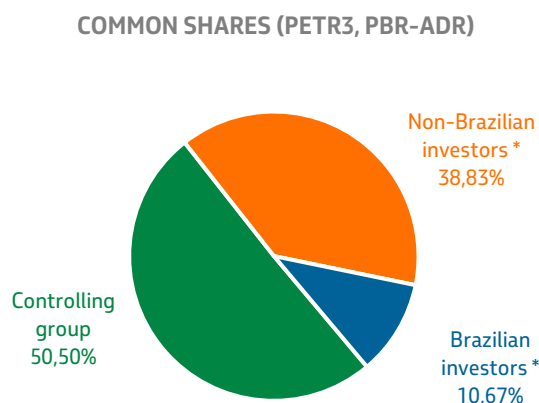
Shareholding Structure - September 2020



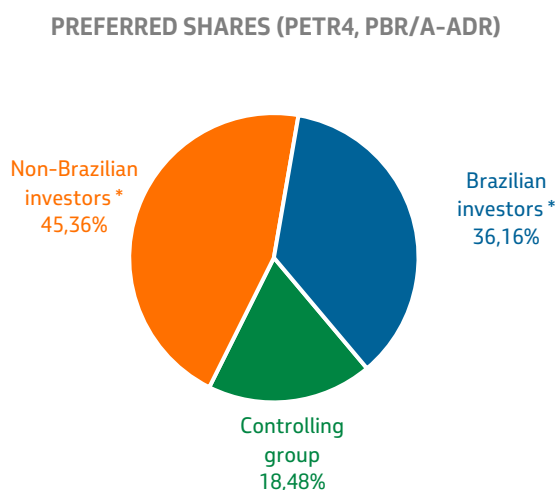
TOTAL CAPITAL	# Shares	%
Controlling group	4,793,629,957	36.75%
Federal Government	3,740,470,811	28.67%
BNDESPar	917,910,888	7.04%
BNDES	135,248,258	1.04%
Non-Brazilian investors *	5,430,758,411	41.63%
NYSE - ADRs	2,457,536,572	18.84%
B3	2,973,221,839	22.79%
Brazilian investors *	2,819,812,893	21.62%
Institutional investors	1,192,510,343	9.14%
Retail	1,627,302,550	12.48%
FMP-FGTS/FIA funds	182,350,841	1.40%
General retail	1,444,951,709	11.08%
Total outstanding **	13,044,201,261	100.00%
Shares in treasury	295,669	0.00%
Total	13,044,496,930	100.00%
* Free float	8,250,571,304	63.25%



COMMON SHARES (PETR3, PBR-ADR)	# Shares	%
Controlling group	3,758,171,203	50.50%
Federal Government	3,740,470,811	50.26%
BNDESPar	17,700,392	0.24%
Non-Brazilian investors *	2,889,698,279	38.83%
NYSE - ADRs	1,815,559,442	24.40%
B3	1,074,138,837	14.43%
Brazilian investors *	794,361,900	10.67%
Institutional investors	341,050,834	4.58%
Retail	453,311,066	6.09%
FMP-FGTS/FIA funds	164,352,401	2.21%
General retail	288,958,665	3.88%
Total outstanding **	7,442,231,382	100.00%
Shares in treasury	222,760	0.00%
Total	7,442,454,142	100.00%
* Free float	3,684,060,179	49.50%



PREFERRED SHARES (PETR4, PBR/A-ADR)	# Shares	%
Controlling group	1,035,458,754	18.48%
BNDESPar	900,210,496	16.07%
BNDES	135,248,258	2.41%
Non-Brazilian investors *	2,541,060,132	45.36%
NYSE - ADRs	641,977,130	11.46%
B3	1,899,083,002	33.90%
Brazilian investors *	2,025,450,993	36.16%
Institutional investors	851,459,509	15.20%
Retail	1,173,991,484	20.96%
FMP-FGTS/FIA funds	17,998,440	0.32%
General retail	1,155,993,044	20.64%
Total outstanding **	5,601,969,879	100.00%
Shares in treasury	72,909	0.00%
Total	5,602,042,788	100.00%
* Free float	4,566,511,125	81.52%



** without shares in treasury