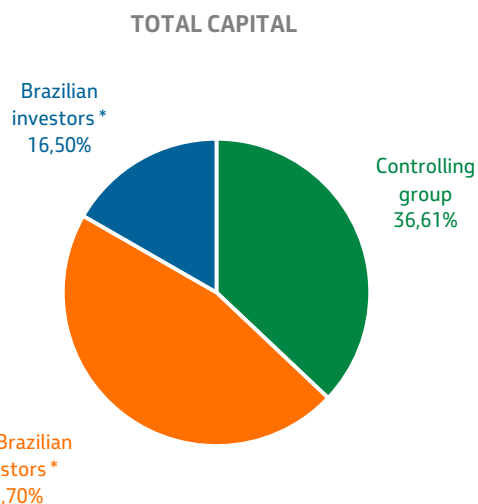


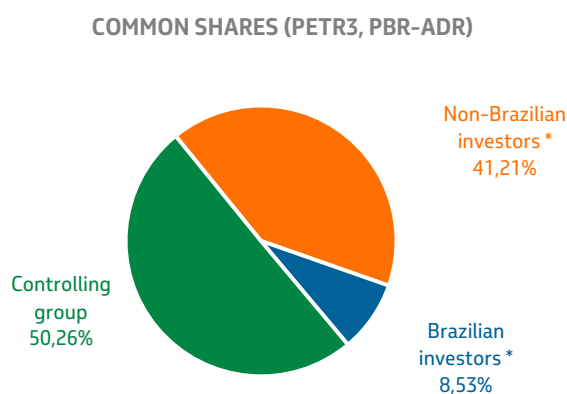
# Shareholding Structure - September 2024



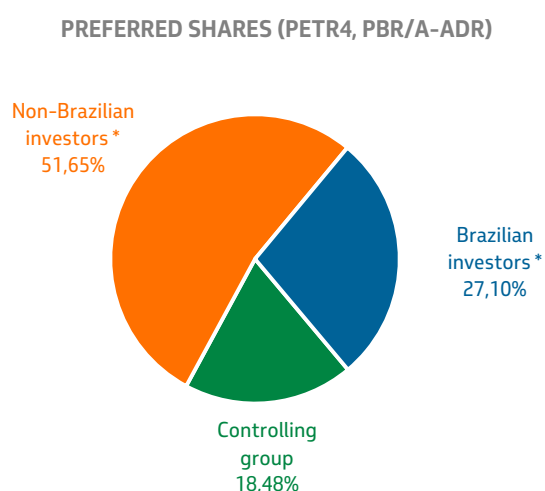
TOTAL CAPITAL	# Shares	%
<b>Controlling group</b>	<b>4.775.929.565</b>	<b>36,61%</b>
Federal Government	3.740.470.811	28,67%
BNDESPar	900.210.496	6,90%
BNDES	135.248.258	1,04%
<b>Non-Brazilian investors *</b>	<b>5.960.786.941</b>	<b>45,70%</b>
NYSE - ADRs	2.667.824.234	20,46%
=Titulos!A13	3.292.962.707	25,24%
<b>Brazilian investors *</b>	<b>2.152.016.255</b>	<b>16,50%</b>
Institutional investors	931.432.658	7,14%
<b>Retail</b>	<b>1.220.583.597</b>	<b>9,36%</b>
FMP-FGTS/FIA funds	192.677.139	1,48%
General retail	1.027.906.458	7,88%
<b>Total outstanding **</b>	<b>12.888.732.761</b>	<b>98,81%</b>
Shares in treasury	155.764.169	1,19%
<b>Total</b>	<b>13.044.496.930</b>	<b>100,00%</b>
* Free float	8.112.803.196	62,19%



COMMON SHARES (PETR3, PBR-ADR)	# Shares	%
<b>Controlling group</b>	<b>3.740.470.811</b>	<b>50,26%</b>
Federal Government	3.740.470.811	50,26%
<b>Non-Brazilian investors *</b>	<b>3.067.160.647</b>	<b>41,21%</b>
NYSE - ADRs	2.020.363.262	27,15%
B3	1.046.797.385	14,07%
<b>Brazilian investors *</b>	<b>634.599.924</b>	<b>8,53%</b>
Institutional investors	306.786.440	4,12%
<b>Retail</b>	<b>327.813.484</b>	<b>4,40%</b>
FMP-FGTS/FIA funds	170.206.214	2,29%
General retail	157.607.270	2,12%
<b>Total outstanding **</b>	<b>7.442.231.382</b>	<b>100,00%</b>
Shares in treasury	222.760	0,003%
<b>Total</b>	<b>7.442.454.142</b>	<b>100,00%</b>
* Free float	3.701.760.571	49,74%



PREFERRED SHARES (PETR4, PBR/A-ADR)	# Shares	%
<b>Controlling group</b>	<b>1.035.458.754</b>	<b>18,48%</b>
BNDESPar	900.210.496	16,07%
BNDES	135.248.258	2,41%
<b>Non-Brazilian investors *</b>	<b>2.893.626.294</b>	<b>51,65%</b>
NYSE - ADRs	647.460.972	11,56%
B3	2.246.165.322	40,10%
<b>Brazilian investors *</b>	<b>1.517.416.331</b>	<b>27,10%</b>
Institutional investors	624.646.218	11,16%
<b>Retail</b>	<b>892.770.113</b>	<b>15,94%</b>
FMP-FGTS/FIA funds	22.470.925	0,40%
General retail	870.299.188	15,54%
<b>Total outstanding **</b>	<b>5.446.501.379</b>	<b>97,22%</b>
Shares in treasury	155.541.409	2,78%
<b>Total</b>	<b>5.602.042.788</b>	<b>100,00%</b>
* Free float	4.411.042.625	78,74%



\*\* without shares in treasury