

FACT SHEET

www.petrobras.com.br/ir

Updated December, 2025



WHO WE ARE

We are a Brazilian company and one of the largest producers of oil and gas in the world, primarily engaged in exploration and production, refining, energy generation and trading. Petrobras has expertise in deep water and ultra-deep water exploration and production as a result of nearly 50 years of development of the Brazilian offshore basins, making it the world leader in this segment. It is our priority to operate at low cost and with a low carbon footprint, reinforcing our commitment to sustainable development for a just energy transition that we want to lead.

STOCK EXCHANGES

We are among the largest publicly traded companies in Latin America, with a market value of US\$ 79.0 billion as of November 30, 2025.

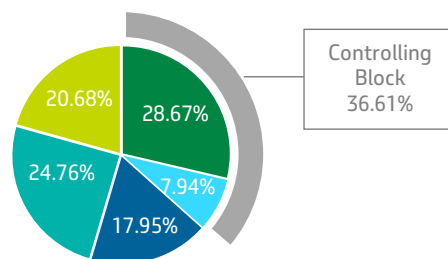
Our common and preferred shares are listed on the São Paulo Stock Exchange (Level 2 of B3) and the New York Stock Exchange (NYSE), through American Depositary Receipts (ADRs). In 2024, we reached the unprecedented milestone of 1 million individual shareholders on the Brazilian stock exchange, a level that has been maintained throughout 2025.

Petrobras' global rating outlook by the three main rating agencies is stable. Moody's credit rating is "Ba1," which, according to the agency, reflects Petrobras' solid credit metrics and the company's positive track record of operational and financial improvement. S&P and Fitch have given Petrobras a global rating of "BB," with S&P assigning a stand-alone credit rating (intrinsic risk) of "BB+," just one notch below investment grade. Fitch has assigned a stand-alone credit rating of BBB, two notches above investment grade.

We remain steadfast in our aim to regain the investment grade corporate rating.

SHAREHOLDERS

The controlling block, comprised of the Federal Government, BNDES and BNDESPar holds 36.61% of our total shares and 50.26% of our voting shares.



■ Federal Government	■ BNDES/BNDESPar
■ Brazilians in B3	■ Foreigners in B3
■ New York Stock Exchange	

STRATEGIC PLAN 2050 AND BUSINESS PLAN 2025-2029

Our main choices for the Petrobras of the future are:

- Focus on oil and gas, with economic and environmental resilience
- Replenishing oil and gas reserves, generating value for society and shareholders
- Expansion of the industrial park, with monetization of national oil and also a greater supply of low-carbon products
- Ambition for operational emissions neutrality
- Leadership in the just energy transition

Our Purpose

"To provide energy that ensures prosperity in an ethical, fair, safe and competitive way."

Our Vision

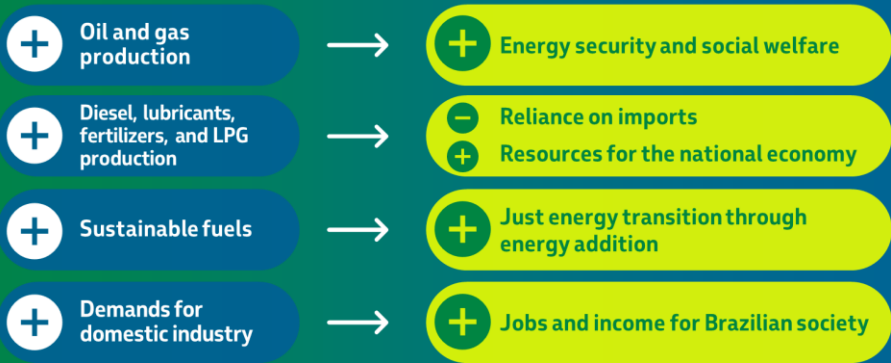
"To be the best diversified and integrated energy company in value generation, building a more sustainable world, reconciling the focus on oil and gas with diversification into low carbon businesses (including petrochemicals and fertilizers), sustainability, safety, respect for the environment and total attention to people."

Our Values

- Caring for people;
- Integrity;
- Sustainability;
- Innovation
- Commitment to Petrobras and the country.

Our choices lead to growth

Value for all stakeholders



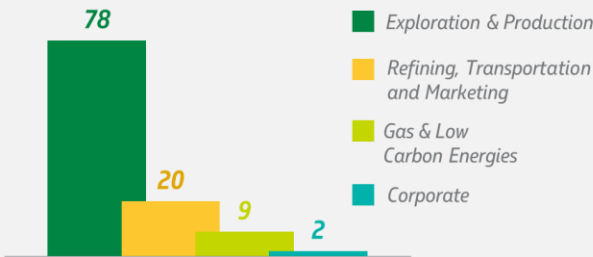
CAPEX

Over the horizon of BP 2026-30, Petrobras forecasts total investments (Capex) of US\$ 109 billion, of which US\$ 91 billion will be in projects in the Implementation Portfolio and US\$ 18 billion in the Under Evaluation Portfolio, composed of opportunities with a lower degree of maturity.

Breakdown of investment portfolios

US\$ billion

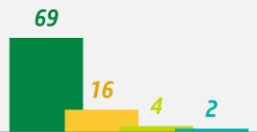
Total Portfolio US\$ 109 billion



Note: Projections subject to variation of +/- 5%.

Under Implementation

US\$ 91 billion

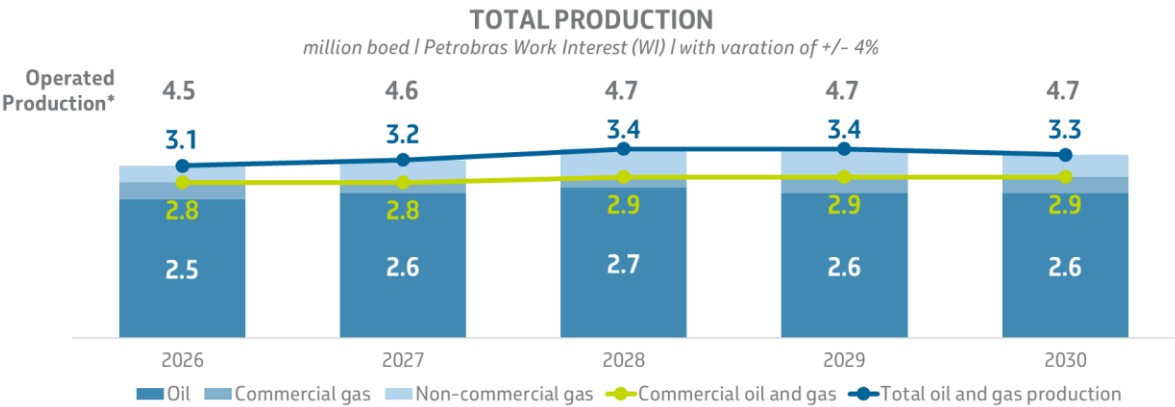


Under Evaluation

US\$ 18 billion



Growing production trajectory

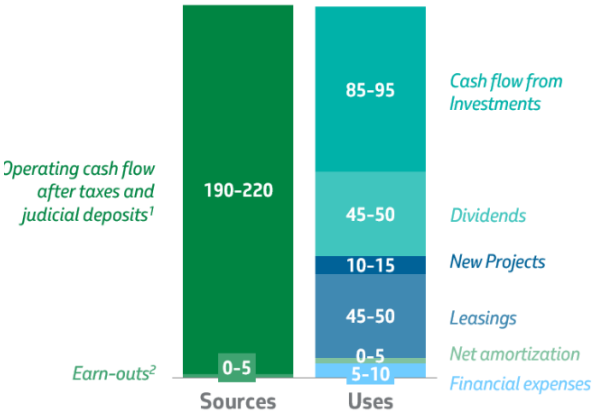


* Besides the govt's profit oil relative to PSA contracts, partners shares are also included.

Financeability

- The PN 2026-30 feasibility study resulted in the consolidation of capital discipline measures focused on cost optimization, increased productivity, and operational efficiency, benefiting the company's long-term sustainability.
- The Plan forecasts resilient cash flow, with a break-even Brent price for net debt neutrality of US\$ 59 per barrel in 2026 and US\$48 per barrel in 2030.

Sources and Uses (2026-2030)
(Total Portfolio view ranges)
US\$ billion



Assumptions	2026	2027	2028	2029	2030
Brent (US\$/bbl)	63	70	70	70	70
FX nominal (R\$/US\$)	5.8	5.8	5.8	5.8	5.8
Diesel Crack (US\$/bbl)	20	19	19	19	19
Gasoline Crack (US\$/bbl)	14	13	12	12	12

¹ Includes cash surplus at the beginning of the period.
² Includes contingent and deferred payments and divestments.
Notes: Operating cash flow (OCF) and leases for the Implementation Target and Implementation Base portfolios are fully contained within the ranges presented.
Decommissioning expenses: US\$ 10 billion

Commitment to a Just Energy Transition

Investments of US\$ 13 billion in energy transition

DECARBONIZATION

Operational Emissions

US\$ 4.3 billion

PROFITABLE DIVERSIFICATION

Providing sustainable products

US\$ 3.1 billion
LOW CARBON ENERGIES

US\$ 4.8 billion
BIOPRODUCTS

DP&I

low carbon

US\$ 1.2 billion
20% of the total R&D budget in 2026, reaching 40% at the end of the period