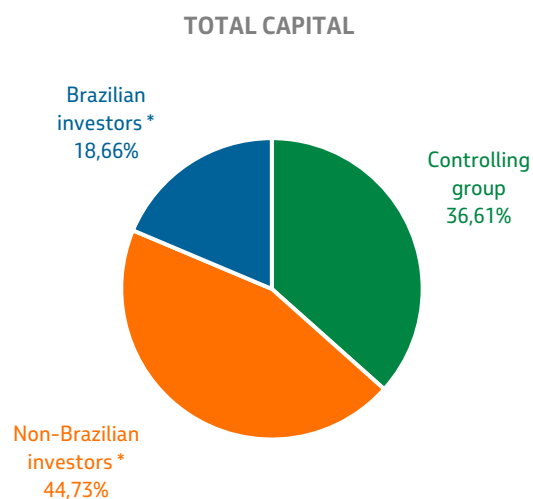


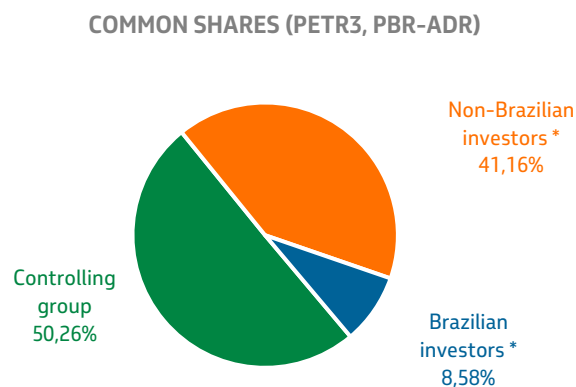
Shareholding Structure - June 2022



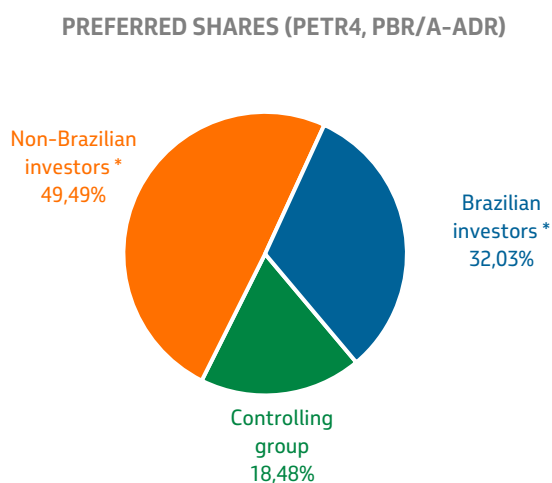
TOTAL CAPITAL	# Shares	%
Controlling group	4.775.929.565	36,61%
Federal Government	3.740.470.811	28,67%
BNDESPar	900.210.496	6,90%
BNDES	135.248.258	1,04%
Non-Brazilian investors *	5.835.329.924	44,73%
NYSE - ADRs	2.603.013.706	19,95%
B3	3.232.316.218	24,78%
Brazilian investors *	2.432.941.772	18,66%
Institutional investors	1.090.749.413	8,36%
Retail	1.342.192.359	10,30%
FMP-FGTS/FIA funds	164.120.212	1,26%
General retail	1.178.072.147	9,04%
Total outstanding **	13.044.201.261	100,00%
Shares in treasury	295.669	0,00%
Total	13.044.496.930	100,00%
* Free float	8.268.271.696	63,39%



COMMON SHARES (PETR3, PBR-ADR)	# Shares	%
Controlling group	3.740.470.811	50,26%
Federal Government	3.740.470.811	50,26%
Non-Brazilian investors *	3.062.885.462	41,16%
NYSE - ADRs	2.067.724.200	27,79%
B3	995.161.262	13,37%
Brazilian investors *	638.875.109	8,58%
Institutional investors	304.313.073	4,09%
Retail	334.562.036	4,49%
FMP-FGTS/FIA funds	147.140.526	1,98%
General retail	187.421.510	2,51%
Total outstanding **	7.442.231.382	100,00%
Shares in treasury	222.760	0,00%
Total	7.442.454.142	100,00%
* Free float	3.701.760.571	49,74%



PREFERRED SHARES (PETR4, PBR/A-ADR)	# Shares	%
Controlling group	1.035.458.754	18,48%
BNDESPar	900.210.496	16,07%
BNDES	135.248.258	2,41%
Non-Brazilian investors *	2.772.444.462	49,49%
NYSE - ADRs	535.289.506	9,56%
B3	2.237.154.956	39,93%
Brazilian investors *	1.794.066.663	32,03%
Institutional investors	786.436.340	14,04%
Retail	1.007.630.323	17,99%
FMP-FGTS/FIA funds	16.979.686	0,31%
General retail	990.650.637	17,68%
Total outstanding **	5.601.969.879	100,00%
Shares in treasury	72.909	0,00%
Total	5.602.042.788	100,00%
* Free float	4.566.511.125	81,52%



** without shares in treasury