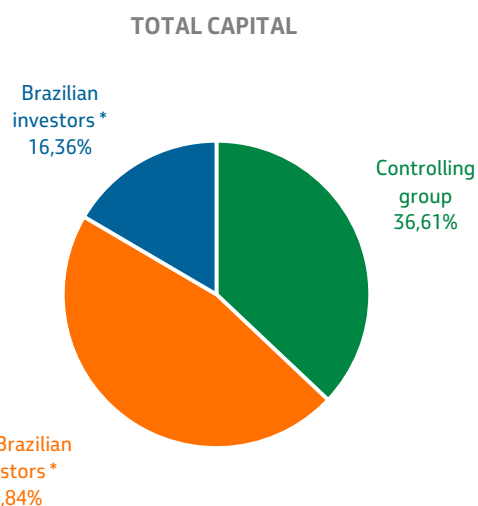


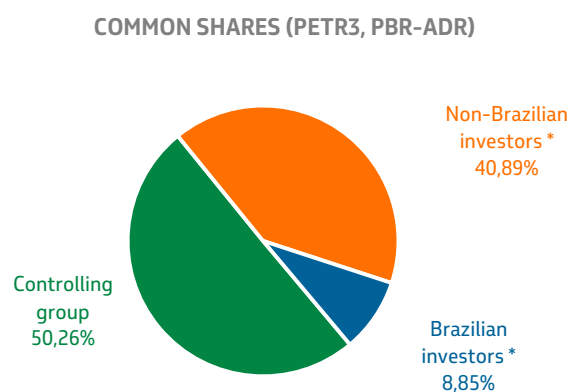
# Shareholding Structure - August 2024



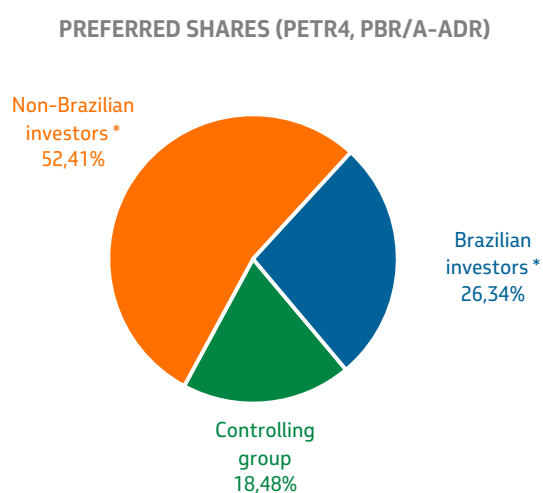
TOTAL CAPITAL	# Shares	%
<b>Controlling group</b>	<b>4.775.929.565</b>	<b>36,61%</b>
Federal Government	3.740.470.811	28,67%
BNDESPar	900.210.496	6,90%
BNDES	135.248.258	1,04%
<b>Non-Brazilian investors *</b>	<b>5.979.138.723</b>	<b>45,84%</b>
NYSE - ADRs	2.635.259.700	20,21%
=Titulos!A13	3.343.879.023	25,63%
<b>Brazilian investors *</b>	<b>2.133.664.473</b>	<b>16,36%</b>
Institutional investors	945.918.696	7,25%
<b>Retail</b>	<b>1.187.745.777</b>	<b>9,11%</b>
FMP-FGTS/FIA funds	196.284.706	1,50%
General retail	991.461.071	7,60%
<b>Total outstanding **</b>	<b>12.888.732.761</b>	<b>98,81%</b>
Shares in treasury	155.764.169	1,19%
<b>Total</b>	<b>13.044.496.930</b>	<b>100,00%</b>
* Free float	8.112.803.196	62,19%



COMMON SHARES (PETR3, PBR-ADR)	# Shares	%
<b>Controlling group</b>	<b>3.740.470.811</b>	<b>50,26%</b>
Federal Government	3.740.470.811	50,26%
<b>Non-Brazilian investors *</b>	<b>3.042.925.294</b>	<b>40,89%</b>
NYSE - ADRs	1.987.310.362	26,70%
B3	1.055.614.932	14,18%
<b>Brazilian investors *</b>	<b>658.835.277</b>	<b>8,85%</b>
Institutional investors	313.331.159	4,21%
<b>Retail</b>	<b>345.504.118</b>	<b>4,64%</b>
FMP-FGTS/FIA funds	173.949.748	2,34%
General retail	171.554.370	2,31%
<b>Total outstanding **</b>	<b>7.442.231.382</b>	<b>100,00%</b>
Shares in treasury	222.760	0,003%
<b>Total</b>	<b>7.442.454.142</b>	<b>100,00%</b>
* Free float	3.701.760.571	49,74%



PREFERRED SHARES (PETR4, PBR/A-ADR)	# Shares	%
<b>Controlling group</b>	<b>1.035.458.754</b>	<b>18,48%</b>
BNDESPar	900.210.496	16,07%
BNDES	135.248.258	2,41%
<b>Non-Brazilian investors *</b>	<b>2.936.213.429</b>	<b>52,41%</b>
NYSE - ADRs	647.949.338	11,57%
B3	2.288.264.091	40,85%
<b>Brazilian investors *</b>	<b>1.474.829.196</b>	<b>26,34%</b>
Institutional investors	632.587.537	11,30%
<b>Retail</b>	<b>842.241.659</b>	<b>15,03%</b>
FMP-FGTS/FIA funds	22.334.958	0,40%
General retail	819.906.701	14,64%
<b>Total outstanding **</b>	<b>5.446.501.379</b>	<b>97,22%</b>
Shares in treasury	155.541.409	2,78%
<b>Total</b>	<b>5.602.042.788</b>	<b>100,00%</b>
* Free float	4.411.042.625	78,74%



\*\* without shares in treasury