



# **The Winston Group of Properties**

## **Rio Grande Resources**

**CSE: RGR**  
**OTC: RGRLF**

# FORWARD LOOKING STATEMENT

The information contained in this presentation and other information furnished by or on behalf of Rio Grande Resources Ltd. (“Rio Grande or Rio” or the “Company”) has been prepared to assist the reader in understanding the business and financial results of the Company for the periods indicated and does not purport to be complete or to contain all of the information a reader may require about Foremost. The information contained in this presentation is not investment or financial product advice and is not intended to be used as the basis for making an investment decision. This presentation shall not, and is not intended to, constitute or contain an offer or invitation to sell, or the solicitation of an offer to buy, and may not be used as, or in connection with, an offer or invitation to sell or a solicitation to buy, any securities of Foremost or any financial instruments related thereto in any jurisdiction. A reader is directed to all of the Company’s publicly filed documentation and information which can be found on SEDAR+ ([www.sedarplus.com](http://www.sedarplus.com)) under the company’s profile.

Certain statements in this presentation constitute “forward-looking statements” or “forward-looking information” within the meaning of applicable securities laws. Such statements and information involve known and unknown risks, uncertainties and other factors that may cause the actual results, performance or achievements of the company, its projects, or industry results, to be materially different from any future results, performance or achievements expressed or implied by such forward-looking statements or information. Such statements can be identified using words such as “may”, “would”, “could”, “will”, “intend”, “expect”, “believe”, “plan”, “anticipate”, “estimate”, “scheduled”, “forecast”, “predict” and other similar terminology, or state that certain actions, events, or results “may”, “could”, “would”, “might” or “will” be taken, occur or be achieved. Statements relate to analyses and other information that are based on forecasts of future results, estimates of amounts not yet determinable and assumptions of management and include statements with respect to the Meeting, including the timing thereof, the Meeting Materials and the delivery thereof, the Arrangement and the completion and timing thereof, the receipt of Shareholder, Court and other approvals, the conduct, timing and pricing of the Private Placement, the benefits of the Arrangement and the listing of the new Foremost common shares and Rio Grande Resources shares. Statements in this presentation reflect the company’s current expectations regarding future events, performance and results and speak only as of the date of a press release.

Such forward-looking statements and information include, without limitation “plans for the evaluation of exploration properties including the Ivanhoe, Ivanhoe and Little Granite; the success of evaluation plans; the success of exploration activities; mine development prospects; potential for future metals production; changes in economic parameters and assumptions; all aspects related to the timing and extent of exploration activities ; timing of receipt of exploration results; the interpretation and actual results of current exploration activities and mineralization; changes in project parameters as plans continue to be refined; the results of regulatory and permitting processes; future metals price; possible variations in grade or recovery rates; failure of equipment or processes to operate as anticipated; labour disputes and other risks of the mining industry; the results of economic and technical studies; delays in obtaining governmental and local approvals or financing or in the completion of exploration; and timing of assay results.

The technical content of this power point has been reviewed and approved by Michael Feinstein, PhD, CPG, who is a Qualified Person as identified by Canadian National Instrument 43-101-Standards of Disclosure for Mineral Projects



# WINSTON PROPERTY LOCATION MAP

**The Winston Property is a gold silver project is a ~3,000-acre drill ready property in the Black Range Mountains in the Chloride Mining District of Sierra County, New Mexico, USA**

**It's home to three historic mines; Ivanhoe, Emporia, and Little Granite consisting of 147 unpatented BLM (Bureau of Land Management) mining claims and 2 patented Ivanhoe and Emporia lode mining claims. Each mine produced high-grade gold and silver during full-time operations over a century ago**



# RIO GRANDE HIGHLIGHTS




## New Opportunity

Rio began trading on CSE under RGR on February 7 2025, with a new dedicated, experienced management and technical team



## Location

The projects is in an area of New Mexico that is not only geologically promising but also has a significant past with gold and silver production



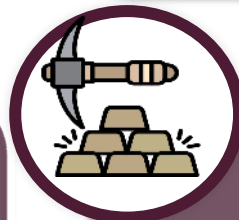
## Pre-Discovery Phase

Optimal entry point as Rio has a revitalized exploration and drill programs on prospective and promising gold and silver projects



## Underexplored

Holds an exciting potential for future discoveries as it was a former producing gold and silver mine and was only abandoned due to the crash of gold and silver



## Modern Techniques

The project was last drilled in the 1980's with outdated methods; exploration will now be conducting using modern geophysical techniques to enhance potential for discovery



## Market Conditions

Rio Grande is set to capitalize on favorable market conditions as gold and silver hits historic highs with precious metals increasingly regarded as a secure



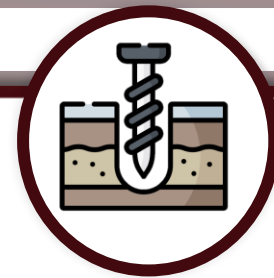
## Mining History

High grade deposits of silver and gold were discovered in 1880 and the area was a major producer until the 1893 crash in the silver prices



## Property

Drill-ready targets on patented claims with the potential for district-scale discovery in a precious metal endowed low-sulphidation epithermal vein systems



## Drill Program

The last drill program was over 45 years ago that required follow up as results were very encouraging, but simply became uneconomical due to the declining price of precious metals



## Potential


Promising samples have returned 66.5g/t gold and 4,610 g/t silver in more recent programs with ground geological LiDAR and high-resolution satellite imagery completed to construct detailed mapping and modelling of the area





## Favourable Geology

- The mineralization is of the well-documented epithermal type (close to surface)
- The main structure is the 25km long Paymaster Fault which is readily traced both on the ground using satellite and LiDAR imagery
- Additional potential for bulk tonnage Carbonate Replacement Deposits- "CRD" at fault intersections



## Mineralization

- The Winston Gold and Silver Project exhibits a style of mineralization known world-wide to host some of the highest-grade gold and silver mines, such as Hishikari in Japan and the Midas in Nevada
- The overall controlling geological feature is known as the Rio Grande Rift and extends into northern Mexico where it hosts several past and present silver mines



## Positive Associations

- Minerals associated at Winston coincides with a major volcanic event in the region and broadly correlates with the age of mineralization at the historic Creede Mining District in Southwestern Colorado, which has recorded production of over 84 million ounces of silver, worth in excess of \$2 billion dollars US at current prices by the Hecla Mining Corp

# GOLD INDUSTRY OVERVIEW

*Strong Macro-Economic Trends Drove Gold to an All-Time-High in October 2024*

Gold has a variety of uses, including jewelry, electronics and as a store of value. Central banks have been active buyers of gold, providing consistent buying pressure purchasing a record 992 tonnes in 2024

✓ **Year-to-Date Performance:** Gold increased 41% during the last 12 months, reaching an all-time high of \$2,938 on Feb 7, 2025

✓ Demand for gold in technology grew 7% year-over-year in 2024, and investment demand grew by 25% compared to outflows the three previous years

✓ **Demand is expected to continue to grow** as central banks are consistently increasing their gold reserves, purchasing 333T of gold in Q4 2024 alone. This structural demand provides continued buying pressure into the precious metal



**Global demand for gold reached record levels YoY in Q4 2024 driven by its use in technology, electronics and central bank and ETF purchases**

Data Source: FactSet & World Gold Council

**Five Year Gold Price (US\$ per Ounce) as of Feb. 7, 2025**

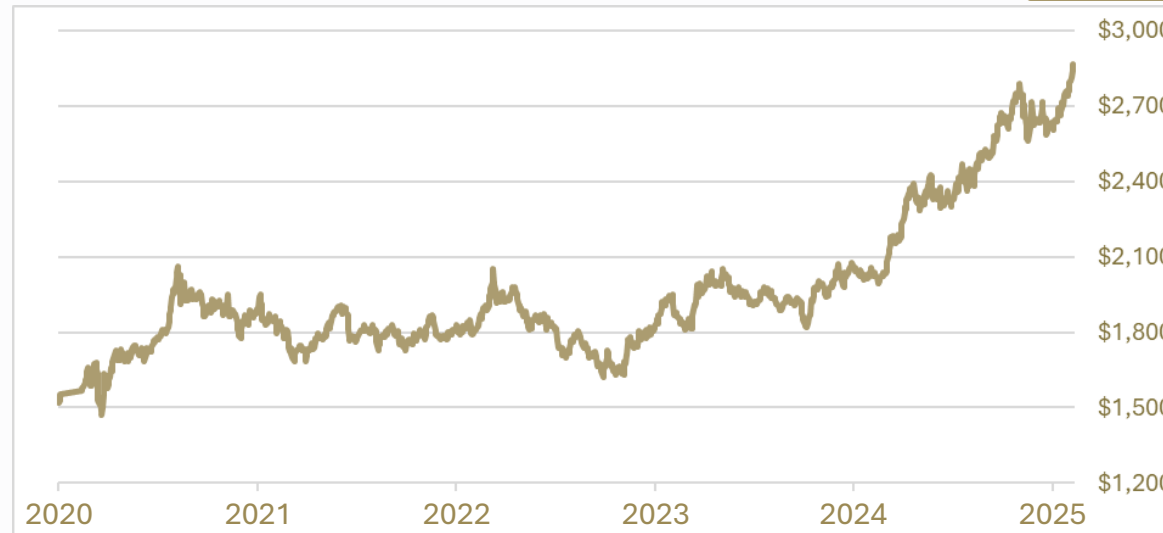


Table Displays Historical Gold Price Data

# SILVER INDUSTRY OVERVIEW

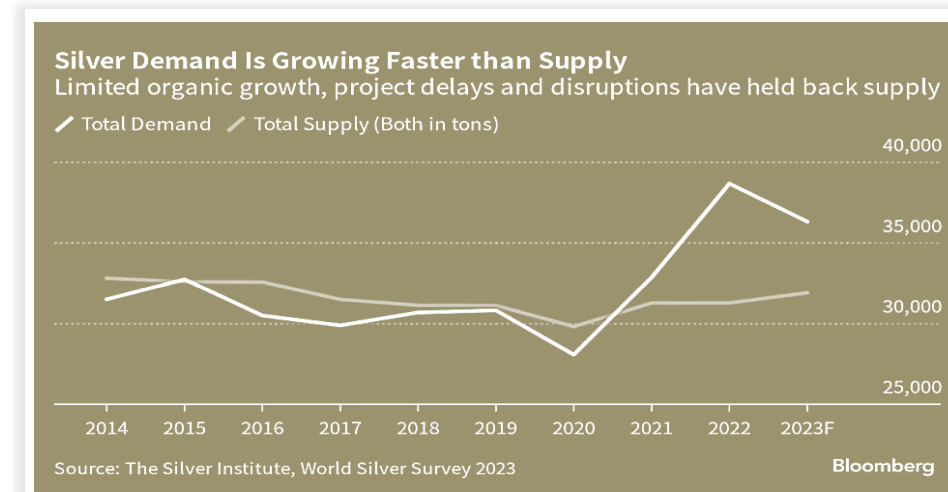
*Silver Trading at Five Year Highs, Driven by Robust Demand from Industrial & Consumer Applications*

**Silver demand could structurally outstrip supply, as demand for the industrial metal continues to grow**

- ✓ **Year-to-Date Performance:** Silver increased 45% during the last 12 months, reflecting strong demand for industrial and consumer use, as well as industry-wide delays in bringing additional production online

- ✓ **Silver pricing is being driven by strong industrial demand**, with the global silver market expected to experience a record supply deficit for the fourth consecutive year in 2024, with consumer and industrial applications serving as the key demand drivers going forward

**Silver is a critical industrial metal and a cornerstone of the global energy transition given its use in solar panels, which is expected to make up 19% of global silver demand in 2024, a 20% increase from 2023**



Data Source: The Silver Institute



# THE WINSTON PROPERTY HISTORY

*Ivanhoe & Emporia and Little Granite*

Each mine produced high-grade gold and silver during full-time operations over a century ago, underscored by Little Granite producing high value ore in some of its underground shoots.

- ✓ **The Ivanhoe and Emporia patented mining claims** each contain a past producing gold-silver mine, under the same names. High grade deposits of silver and gold were discovered in 1880 when the Chloride District was a major producer until the 1893 crash in silver price
- ✓ The property last was drilled in the 1980s, at multiple targets within the Winston Property
- ✓ **The Little Granite Mine** completed a 1984 diamond drilling program for seven (7) boreholes and based on historical records, every borehole hit meaningful gold and silver values.



**The Winston Property has had little to no modern exploration since the early 1980's**



# THE LITTLE GRANITE MINING CLAIMS HISTORY

Four claims Comprised of Past-Producing High-Grade Silver-Gold Mine hosted in Tertiary volcanics

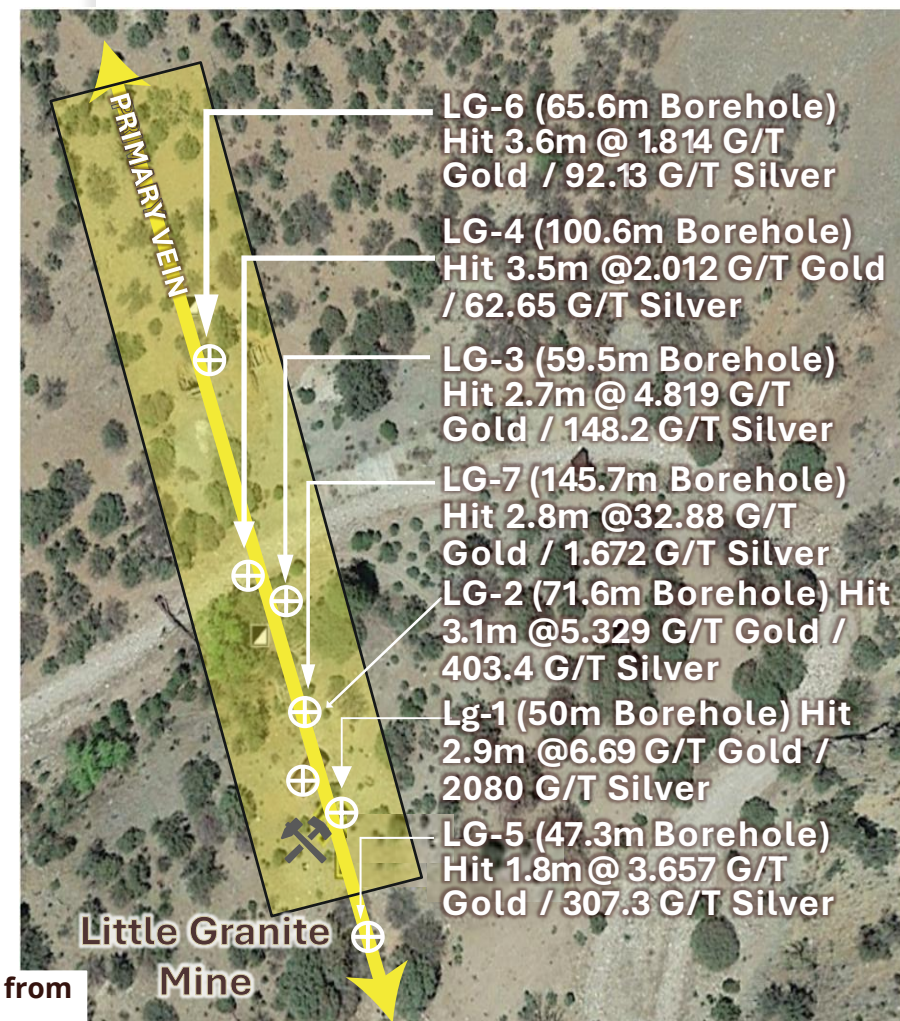
## Each mine produced high-grade gold and silver during full-time operations over a century ago

The main vein has been traced over 200 metres by past drilling and underground workings and remains open along strike to both the north and south, and at depth

Historical reporting suggests the vein widens to approx 3m (10ft) at depth, with high-grade values, confirmed by Foremost in 2020, during a sampling program

Results of the 1984 seven (7) borehole diamond drilling program are in table below. Gold values increased with depth and were highest in the deepest (LG-7) borehole 1.16 ounces per ton of Gold (32.88 g/t)

Hole	Bearing	Dip	Vein From	Vein To	AU G/T	AG/GT	Apparent Thickness	True Thickness	Total Depth
LG-2	S 72° W	-78°	157.0 FT	172.0 FT	16.69	2080	15.00 FT (4.6 M)	9.64 FT (2.9 M)	164.0 FT (50.0 M)
LG-2	0	-90°	216.0 FT	232.0 FT	5.329	403.4	16.00 FT (4.9 M)	10.28 FT (3.1 M)	235.0 FT (71.6 M)
LG-3	N 86° W	-80°	193.5 FT	207.5 FT	4.819	148.2	14.00 FT (4.3 M)	9.00 FT (2.7 M)	195.0 FT (59.5 M)
LG-4	0	-90°	221.0 FT	239.0 FT	2.012	62.65	18.00 FT (5.5 M)	11.57 FT (3.5 M)	330.0 FT (100.6 M)
LG-5	0	-90°	139.0 FT	148.0 FT	3.657	307.3	9.00 FT (2.7 M)	5.78 FT (1.8 M)	155.0 FT (47.3 M)
LG-6	N 77° W	-81°	190.0 FT	207.0 FT	1.814	92.13	17.50 FT (5.3 M)	11.82 FT (3.6 M)	215.0 FT (65.6 M)
LG-7	N 90° W	-79°	441.5 FT	456.0 FT	32.88	1.672	14.50 FT (4.4 M)	9.32 FT (2.8 M)	478.0 FT (145.7 M)



\*Historical results from 1984 drill program

\*The estimated potential of the quantity and grade of the mineralization listed above is conceptual in nature and there has been insufficient exploration to define a mineral resource using NI 43-101 guidelines. Additionally, it is uncertain if further exploration will result in the targets being delineated as a mineral resource. The expressed potential of the targets is based on the results of extensive historical underground channel sampling and bulk sampling of surface dumps.

# THE IVANHOE EMPORIA CLAIMS HISTORY

*A Past Producing Gold-Silver Mine Comprised of 2 Patented Lode Claims*

## The main shaft has a depth of 384 feet with a 370ft decline

✓ Three (3) samples were collected from piles of quartz dump material near the mouth of the mine excavated in the early 1980s

✓ Two (2) of these composite samples, representative of the main style of quartz present, returned values of 179 g/t Ag and 2.9 g/t Au and 170 g/t Ag and 6.7 g/t

✓ A third composite sample of fine-grained grey "cherty" quartz material found on one of the dumps returning values of 1,439 g/t Ag and 25.2 g/t Au

MINE	EXPL TGT SIZE (tons)	AU (opt)	AG (opt)	AU + AG	BASIS OF ESTIMATE	REFERENCE *
Emporia & Ivanhoe	8,704 to 350,000	0.146 to 0.248	4.46 to 15.75	NR	7 composite bulk dump samples from 64 pits	Daffron (1978)
Emporia & Ivanhoe	191,000 to 350,000	0.005 to 2.470	1.93 to 39.00	NR	18 channel samples + 22 channel samples	Lemback (1978) Ristorcelli (1980)
Emporia & Ivanhoe	16,566 to 121,066	0.055 to 0.056	6.23 to 7.77	NR	94 channel samples + 55 channel samples	Freeman (1986) Freeman (1989)

Table Displays Historical Data based on Exploration Target for Combined Emporia and Ivanhoe Mines, Sierra County, New Mexico (Based on Entwistle, 1944; Entwistle, 1948; Ristorcelli, 1980; Freeman, 1986; and Freeman, 1989)

 Mining in this area ceased due to the decline in the price of silver and gold; not for a lack of significant mineralization suggesting that significant potential of this region remains exciting



# 2021 SAMPLE PROGRAM

*Little Granite, Ivanhoe & Emporia Mines*

**Many high-grade samples were collected under** Michael Feinstein, CPG, QP, who visited the Winston Project area on ten separate occasions since October 2020 where he conducted confirmatory sampling of the known historic mines, as well as prospecting away from the known occurrences

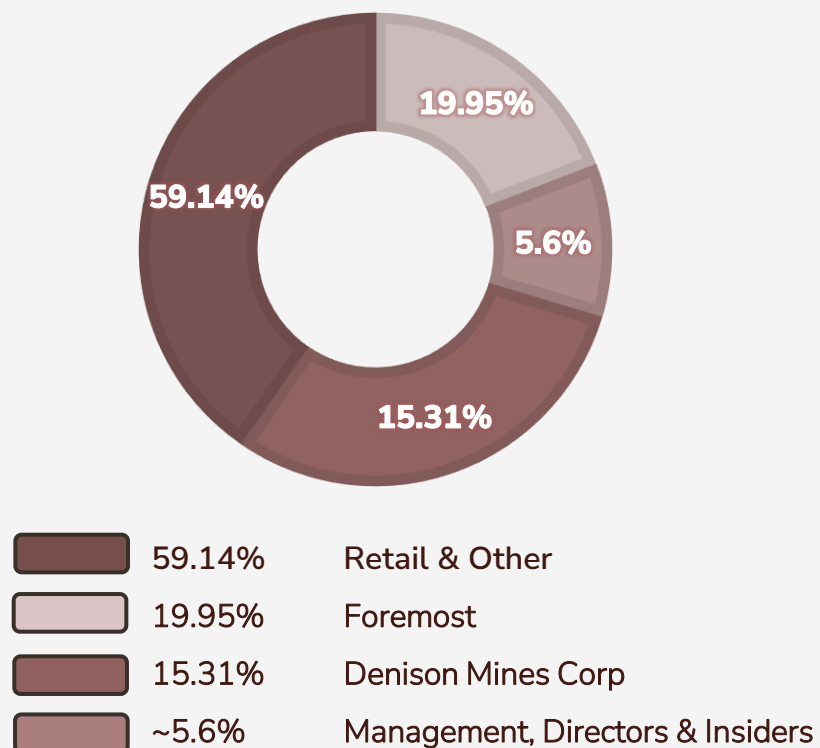
Peak Values Sampled	
Gold	66.5 g/t
Silver	4,610 g/t

Mine	Grams per Ton Gold	Grams per Ton Silver
Little Granite	66.5	2,940
Ivanhoe	26.8	940
Emporia	44.9	517
Prospecting Best	41.5	4,610



**Little to no modern exploration since the early 1980's** with a potential for district-scale discovery in a precious metal endowed low-sulphidation epithermal vein system.

## Share Structure



TICKER:	CSE:RGR OTC: RGRFL
Listing Date	February 07, 2025
Share Price Range <sup>(1)</sup>	C\$.09 – C\$.30
Basic Shares Outstanding <sup>(2)</sup>	26,020,923
Options <sup>(2)</sup>	2,124,293
RSUs <sup>(2)</sup>	1,063,033
Warrants <sup>(2)</sup>	9,281,236
FD Shares Outstanding <sup>(2)</sup>	38,489,485
Market Capitalization (Basic)	C\$2.3M

Prices are in **CND DOLLARS**

1. Range from February 07 to April 08, 2025

2. As of April 08, 2025

# MANAGEMENT AND BOARD



**Jason Barnard**  
President, CEO and  
Director

*Mr. Barnard is also the President and CEO of Foremost Clean Energy since 2022. He has 28+ years experience in global capital markets and been involved in raising over \$500 million dollars for mining and exploration companies*



**Ray Strafehl**  
VP of Corporate  
Development and  
Director

*Mr. Strafehl has over two decades of experience in the finance and resource sectors, serving as a director and officer including Tearlach, Goldex and NickleOne. He was an adviser to the \$300 million merger of Valley High Ventures Ltd. and Levon Resources Ltd. in 2011*



**Curtis Bouwman**  
Chief Financial Officer

*Mr. Bouwman has been working with public markets on the NASDAQ and the CSE Exchange since 2022. He obtained his Bachelor of Commerce with a major in Management, Economics, and Finance from the University of Guelph*



**Richard Silas**  
Independent Director

*Mr. Silas has extensive experience in public companies having served as CFO, officer, corporate secretary, or director for several organizations. He currently is a director, and the Vice President of Corporate Development and the Corporate Secretary of Guanajuato Silver Company Ltd.*



# WHY INVEST?

## De-Risked

Historic **Gold/Silver Mining** has previously occurred only abandoned due to economics of the project

## Great Jurisdiction

**New Mexico** offers an established **qualified** workforce, and also offers a transparent, relatively **easy permitting processes**



# Investment Highlights

## Geologically Rich

**Mineralization** hosted within structural trends known for historic gold and silver deposits, with potential for CRD style deposits

## Alignment

**Foremost Clean Energy** and **Rio's Management** and **Insiders** own **~41%** equity stake for an aligned interest to **Rio's shareholders**



[riogranderesources.ca](http://riogranderesources.ca)



**1 604 767-6598**



**[Jason.barnard@riograndresources.ca](mailto:Jason.barnard@riograndresources.ca)**

**CSE: RGR**  
**OTC: RGRLF**