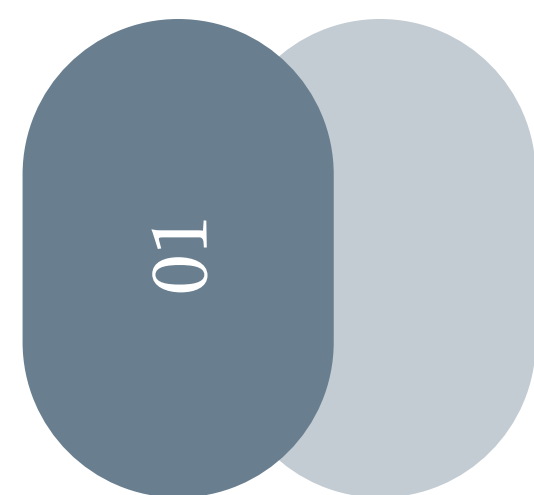





Annual Report 2021

# Index




## CORPORATE INFORMATION

04	Chairman's Statement	30	Senior Management
10	Empresas Copec at a glance	31	Administrative Structure
13	History	32	Sustainable Management
15	2021 Milestones	44	Senior Management of Main Subsidiaries and Associates
24	Corporate Governance	45	Consolidated Financial Results
29	Board of Directors		




## BUSINESS AREAS

60	Forestry Sector
64	Energy Sector
80	Fisheries Sector
87	Other Investments



## GENERAL INFORMATION

91	Empresas Copec and its Shareholders
110	Ownership Structure
111	Corporate Purpose and Articles of Incorporation



## FINANCIAL INFORMATION

114	Summary of Financial Statements Main Subsidiaries
124	Consolidated Financial Statements
297	ESG Materiality
299	Company Identification





01

CORPORATE  
INFORMATION

02

BUSINESS  
AREAS

03

GENERAL  
INFORMATION

04

FINANCIAL  
INFORMATION

# Corporate *Information*

04

Chairman's Statement

24

Corporate Governance

32

Sustainable Management

10

Empresas Copec at a glance

29

Board of Directors

44

Senior Management of Main Subsidiaries and Associates

13

History

30

Senior Management

45

Consolidated Financial Results

15

2021 Highlights

31

Administrative Structure



# Chairman's Statement



“Last year, the organizational structures we have been designing to face these ups and downs were put to the test. And we were able to move forward, with everyone's effort, developing our purpose, in this complex and highly uncertain context”.

## Dear Shareholders:

In this Annual Report of Empresas Copec we record what the past year was like. 2021 was a challenging year, an example of how dizzying times are in today's world, which is not governed by predictable trajectories, but by highly disruptive changes, in this case associated with the pandemic, climate emergency, technological evolution, and social and geopolitical instability. It is also an opportunity to share with you some thoughts on the national situation and to tell you about our major initiatives in all business areas.

Last year, the organizational structures we have been designing to face these ups and downs were put to the test. And we were able to move forward, with everyone's effort, developing our purpose, in this complex and highly uncertain context.

Before addressing our activities, I would like to make a heartfelt remembrance to those who are no longer with us, extending my condolences to those who have been affected by the pandemic. We have experienced firsthand the pain caused by Covid-19, with human losses,

both directly in our subsidiaries and in the families of our employees. Their safety has always been a priority for us, so we have promoted huge prevention efforts in each of our companies to avoid putting people's health at risk, while at the same time seeking to continue playing, day by day, the important role of our companies in society, and doing so in an uninterrupted manner. Therefore, I must point out that the pandemic highlighted the virtues of an organization such as ours, which was able to adapt very quickly, profoundly change its way of doing things, and contribute to preventing contagions and deploying the vaccines that today have us hopeful that we will soon be able to overcome the health emergency.

The pandemic gives me the opportunity to share with you a reflection that seems relevant to me in the context of the deep institutional review that Chile is currently facing, and in which some of the certainties that we thought we had, and even the forms of institutional organization that have contributed to the prestige of our country, are being challenged.

Far from placing ourselves in the threatening position in which large companies are often pigeonholed, we

have remained faithful to our vocation for change, to the will to do things well, thinking of others, and how to satisfy the needs of everyone -clients, employees, suppliers, shareholders and the community as a whole- in the best possible way, harmoniously reconciling the different interests. We are convinced that private companies, which at the end of the day are nothing more than a group of individuals organized around shared values and a common purpose, play a key role in society, articulating the available resources, which are always scarce, to best meet the real needs of people, while creating great social, environmental and economic value in the communities in which we operate.

We are part of an ecosystem that includes also thousands of smaller suppliers, tens of thousands of employees and their families. We therefore find it paradoxical that large companies are sometimes criticized simply for being large. Private companies that become large, in most cases, do so because they have done well. Or do we not want these small entrepreneurs to succeed and grow into large companies?



“I call on you to channel all this transformative energy in a constructive, hopeful, conciliatory way, and to put aside ideological passions. We offer once again our collaboration in this process”.

As such, we are inspired to provide the best consumer experiences; to provide formal jobs with opportunities for individual improvement; to lead best practices in all areas; to develop healthy, long-term relationships with our partners; to push the boundaries of what is possible through innovation; and to address major societal challenges, such as climate change, through partnerships that are as broad and diverse as possible.

It is also paradoxical that those of us who are locally labeled as large are viewed so differently in the international context, as we are compared, positively, to the giants against whom we compete, beyond our borders. Becoming a multinational company based in Chile, with productive operations in 16 countries and competing successfully in more than 80, has taken us decades of effort and sacrifice. We are therefore concerned about the direction that the political debate has been taking in our country, in which the fragile institutional balances of checks and counterweights, which are undoubtedly perfectible but indispensable for success, and which have been achieved through an equally long and meticulous process of incremental adjustment, are threatened in their deepest bases.

As always, we feel called to build a better country, and to be part of the solution to the legitimate social demands that have driven this process. But unfortunately, today we are seeing how the discussion seems to have gone astray, expert voices have ceased to be heard, and the debate

has been captured by a zero-sum logic, which has an inherent risk of dividing us even more and, incidentally, scaring away the necessary resources to implement the longed-for reforms. We firmly believe that an institutional framework that encourages responsible agreements, based on evidence and rational discussion, with technical excellence and inspired by the common good, is the best way to continue building a country in which public policies endure and in which we all feel called to continue developing our life projects in harmony, placing all our capabilities at the disposal of a better shared future.

I call on you to channel all this transformative energy in a constructive, hopeful, conciliatory way, and to put aside ideological passions. We offer once again our collaboration in this process. Because we want to be part of the solutions. I am confident that there is still time to change course.

At the international level, we have also been confronted with a more uncertain scenario, in which both the ravages of Covid-19 and geopolitical tensions have disrupted logistics chains and have introduced new sources of volatility to commodity prices. On top of this, there is also an inflationary phenomenon unprecedented in recent times, as a result of the numerous stimuli and the post-pandemic recovery.

In the midst of this challenging scenario, Empresas Copec posted record results

in 2021 in all its business lines, the best reflection of our companies' resilience and capacity to adapt. We achieved earnings of US\$ 1,781 million, almost 10 times more than in 2020, a particularly difficult year. EBITDA, which is more closely related to the cash generation capacity of our activities, was US\$ 3,453 million, up 92% from the previous year. These figures are a result of increased mobility and activity associated with easing of lockdown measures, higher prices for all cellulose fibers and timber, the improved performance of fishing, and the start of operations of Mina Justa, together with the non-recurring effects of asset sales during the year. These results enabled us to increase dividends paid by the company, which reached US\$ 797 million in the last 12 months.

In addition, these results allowed us to reduce our debt, in line with our policy of maintaining a robust financial position, in order to better face these times and, at the same time, to be able to take advantage of potential opportunities that may arise. Indeed, the strengthening of the balance sheet has been such that the level of net financial debt has decreased from a peak of 4.6 times EBITDA, reached in mid-2020, to 2.1 times at the end of 2021. This has been recognized by financial markets, allowing us to raise funds and commit new lines of financing during this fiscal year, under very favorable conditions, thus supporting our management.

Beyond the positive performance of all business lines, there were two specific

factors that were crucial to achieve this improvement: the asset sales completed in 2021 and the gradual completion of the large investment projects we have been engaged in over the last few years.

Indeed, we have been pursuing divestment processes of some large-scale logistics infrastructure assets that our fuel operations have been developing for decades to ensure optimal operation of their supply chains. This is a type of asset that is more attractive today for a different investor profile than ours, less prone to reinvestment, and with lower profitability requirements, which opens space for value creation, allowing our companies to focus on those activities where we have more competitive advantages.

Specifically, during 2021 Abastible completed the sale of its 36.25% stake in Gasmar, a key company in the liquefied gas logistics, as it represents the main gateway for this fuel to Chile. This deal, for an approximate amount of US\$ 118 million and which recorded a pre-tax profit of more than US\$ 100 million, closes the cycle started in 2004 with the entry into this joint venture, which provided a safe and efficient supply, which will now be possible to continue accessing as a customer in an even more economical way.

In the same vein, Empresas Copec is still considering the potential sale of its holdings in Sonacol, Metrogas and Agesa, sales which, if completed, will make visible the value of important assets in our portfolio and free up resources for new investments.

“Let us take care of, protect and promote this enormous source of human, environmental and economic value that allows nations to permanently improve the quality of life of all”.

Meanwhile, ARAUCO agreed during the past year to sell forestry properties for a total value of approximately US\$ 385 million, with a profit of approximately US\$ 193 million. The agreement also involved the subscription of contracts for the supply and preferential purchase option of timber, firefighting services and transitory services for the administration of forestry properties and management of operational tasks, in order to continue guaranteeing our subsidiary's access to forest resources in a more efficient manner. In addition, ARAUCO sold Forestal Los Lagos SpA for US\$ 48 million.

In terms of investments, I would like to highlight the main initiative we are carrying out, ARAUCO's MAPA project, which includes the closure of line 1 of the mill's production line, the modernization of line 2 and the construction of line 3, with a production capacity of 1.5 million tonnes of pulp per year, and which closed the year with 91.6% progress. This is a major engineering project, with cutting-edge technology and state-of-the-art environmental equipment, of enormous importance for our country and the Biobío Region, involving resources of the order of US\$ 2,850 million and whose construction has been carried out under strict sanitary conditions as a result of the pandemic.

MAPA will renew and increase efficiency and productivity of ARAUCO's oldest facilities, boosting total pulp production capacity by more than 30%. The investment also includes a cogeneration

plant that, in addition to supplying renewable energy to the new operations, will provide a surplus of up to 166 MW of electric power for Chile. In addition, another 180 MW of environmentally friendly capacity will be provided by the Viento Sur Wind Park, in the same area.

MAPA is the largest investment in the Company's history and the largest project currently underway in Chile, injecting dynamism and resources into the local community, in the heart of our forestry activities. It has been more than ten years since it began to take shape. Its development has required the harmonious contribution of men and women from the most diverse fields of knowledge: engineers, scientists, technicians and specialists, as well as health professionals who, in the adverse scenario of the pandemic, made it possible to take forward the enormous challenge of building with an unequivocal focus on the health and safety dimensions. MAPA project has been an important source of employment, and will continue to be so in its operational phase. It will require inputs from hundreds of small and medium-sized suppliers, also prioritizing local hiring, and will make it possible to continue creating new forest mass, with the consequent contribution to carbon absorption.

This is what business activity is like: a complex set of very different activities, developed in harmony, that faces risks, but that comes out ahead, that allows the development and contribution of

thousands of talents, and that advances spontaneously, with a sum of synergic wills that are coordinated behind the purpose of generating wellbeing for all. Let us take care of, protect and promote this enormous source of human, environmental and economic value that allows nations to permanently improve the quality of life of all. May we witness the beginning of many projects like the one we are concluding today. Constructions that are unmistakable signs of trust and commitment to the future of the country.

Another significant investment, which was completed during 2021, is the Mina Justa metallic mining project, driven by our affiliate Alxar Internacional together with the Breca Group, a prestigious Peruvian conglomerate. This is a world-class development, in a privileged location on the southern coast of Peru, with 432 million tonnes of mining resources and an attractive exploration potential for future growth, for which the capabilities of these two business groups have been harmoniously complemented under a common vision.

Although construction suffered some delays due to the pandemic, and the start-up has had some setbacks typical of this type of initiative, shipments have been rising and Mina Justa is expected to reach its maximum production capacity during the first half of 2023, achieving a rate of 150,000 tonnes of fine copper per year.

In addition to these two major investment projects, there are numerous other

initiatives, details of which can be found in the different sections of this Annual Report, and which are part of the same long-term vision that has been the focus of our way of doing business, laying the foundations for our future growth. Thus, total investment in 2021 reached US\$ 2,068 million, of which 95% was concentrated in the main businesses, the forestry and fuels sectors, an emphasis that confirms our permanent focus on natural resources and energy.

The start-up of Mina Justa and MAPA are the closing of a cycle of major investments, which will give way to the new phase of development that we have been outlining for the future. Because these are times of change not only for Chile and the world, but also for Empresas Copec.

Today's society demands that private companies go far beyond the responsibility of creating immediate economic value. We have always understood that our actions cannot be independent of the environment, and today we know that, more than ever, we must make our own the challenges of the countries where we operate, where we can contribute to their solution. To this end, we have been making progress in expanding the channels of interaction with society to incorporate the knowledge spread outside our companies. We have made an effort to open our doors wider and wider and to be progressively more permeable to the demands of the different stakeholders, who are the ones



“We have always understood that nature is an indispensable ally for human development, and we must not only take care of it, but also enhance it”.

that, being inserted in the different social strata, allow us to understand, more and more deeply, what society expects from us. In this sense, our investor base, which is increasingly heterogeneous, sophisticated and interconnected, provides us with a critical and constructive view of what we do, through multiple communication channels, and helps and encourages us to redefine our course.

Among these challenges, the climate emergency is certainly the main one. Our future as a species depends on restoring the health of natural systems, taking advantage of the solutions that nature itself offers us. Forests, the power of the wind or the sea, and sunlight, are all key elements of the biological infrastructure that must be enhanced for the energy transition. Empresas Copec is in a privileged position to lead these changes.

We know very well the natural technology of forests, which ARAUCO plants, and which in addition to generating a series of benefits for the water cycle, is one of the essential strategies highlighted at COP26 to reduce carbon in the air. The subsidiary became the first forestry company in the world to certify its carbon neutrality in 2020, with a net carbon absorption of 2.5 million tonnes per year. It also made new commitments to reduce its emissions by 2030 through increasingly environmentally friendly production processes.

The subsidiary Copec, for its part, presented a Climate Change Declaration this year, setting out a path to achieve

carbon neutrality by 2030 and to accelerate an increase in the share of renewables in its energy offering. Convinced of our crucial role in leading electromobility, Copec Voltex is already not only the most extensive network of electro-chargers in South America, but also the largest electro-terminal operator for public transport in the world outside China. Copec is also giving a strong boost to its innovation area, participating as a strategic investor in start-ups with disruptive and diverse business models, operating in different latitudes, through its Silicon Valley-based venture capital fund Wind. At the same time, it develops experiments with new products and ways of operating, through its Innovation Garage in Santiago, with a global outlook and the express mandate to challenge the core business. Thus, today Copec is complementing its traditional activity with solar energy, batteries, energy consumption optimization systems based on artificial intelligence or electrolyzes to produce hydrogen at low cost.

Where others define themselves as suppliers of a specific product, the value offer of our subsidiaries in the world of energy is based on an excellent service, an agile understanding of changes and the generation of the best consumer experience, relying on the strength of each of the brands, and anticipating the energy needs of their customers to meet them with comprehensive solutions for the future.

And we have so many initiatives to highlight. Thus, with the same purpose

of contributing decisively to the energy transition, Abastible developed a service that allows certifying energy efficiency and emissions reduction through blockchain technology, making it easier for its customers to promote this type of projects.

These are just a few examples of what we are doing to address this challenge, which extends far beyond our corporate borders, but which we feel called to lead. Within our companies we also find similar actions in the areas of zero waste, protection of surrounding ecosystems, water management, substitution of firewood and plastics, preservation of fishery resources and traceability, among others.

And all this is because we have always understood that nature is an indispensable ally for human development, and we must not only take care of it, but also enhance it.

This more comprehensive view of our business activities, in which we see ourselves as a relevant social player, is also what encouraged us to take on the challenge of taking on the development of Inmobiliaria Las Salinas. This project is a unique example of what an integral business activity should be, which goes beyond its own responsibilities, by transforming a land affected by the oil industry of yesteryear into an environmentally and energetically sustainable avant-garde neighborhood, designed with the contribution of world-renowned architects, which seeks

to give Viña del Mar a unique space, with a strong emphasis on social and community spaces. It is therefore beyond comprehension that a decade has passed since the international competition was held to define the Master Plan, and we are still not allowed to move forward, with the consequent harm to all the neighbors and the city in general. It is hard to understand the sense of putting so many obstacles in the way of a project of this type, which has the technical support of outstanding scientists and universities, both local and international. Instead of having opted in the past to make a quick deal, selling a huge and attractive piece of land, we dreamed instead of bequeathing a neighborhood of the future to an area where our first major facilities were located.

In 2021, we also closed the chapter of what was our affiliate Mina Invierno, which had stopped operations at the end of 2019, as we transferred our 50% interest to our partner Inversiones Ultraterra, leaving it fully financed to meet all its environmental and other commitments. We look back with both pride and sadness at a company that we founded as a bridge to the energy transition, that operated with the highest standards of sustainable mining, and that played a key role in the country's energy supply while the renewable electricity generating parks were being built. In this case, it was the extreme slowness of justice that prematurely put the tombstone to this exceptional mining

“All of the aforementioned initiatives are evidence of the relevance of the ever-closer link between business and society, an indissoluble bond that is becoming more and more visible and indispensable”.

operation, which would have substituted in an efficient and less polluting way the coal that Chile must import today at a very high cost from distant origins, in times when the winds of war in Europe have reminded us of the importance of energy security and independence. We have been waiting for more than two years for a ruling that has not yet arrived, when all the jobs and this important source of supply have already been lost.

Meanwhile, our fishing companies have continued to project themselves as participants in the world of nutrition, either through the development of sophisticated food supplements with attractive nutritional properties, production of protein concentrates from alternative sources to those of the sea, or through forays into the world of food service and e-commerce. All this, under a long-term view, focused on sustainability and technological innovation.

A key factor in our success in addressing all these transformations, in such a changing environment, has been strengthening our corporate governance structure. Its objective is to ensure efficient and timely, yet transparent and sustainable, management in each of our areas of activity, consistent with our values and principles, and spanning all latitudes. Each company's strategic definition has been in the hands of the board of directors, and it is through them, as well as our executives and employees, that guidelines and decision-making and monitoring systems are being provided to our increasingly global companies. By way of example,

this year we published our corporate diversity and inclusion policy, which adds to the catalog of policies, manuals and procedures that regulate very relevant matters for a modern corporation that must face new challenges.

In this sense, we have continued to make progress in incorporating independent board member with diverse profiles, promoting the operation of more specific committees, relying on training and external evaluations, adding new and more effective instances of control and risk management, implementing corporate policies of transversal application, systematizing the access and timely delivery of information and its transparency, among many other initiatives. All these governance efforts have been recognized on multiple occasions, including the "La Voz del Mercado 2021" award, granted by the Santiago Stock Exchange, in conjunction with EY, for the third consecutive year, and the first place among the holding companies in the MERCO ranking.

In this regard, I invite you to read the new chapter on sustainable management that we have included in this Report, as well as our Annual Sustainability Report. It details the commitment of Empresas Copec and its affiliates to excellence in environmental, social and corporate governance management. This, through concrete contributions, financial resources, human capital, technology, innovative capacity and management, as well as continuous contributions focused on education, innovation, culture,

sports and social housing, among others. Efforts materialized for decades through pioneering institutions in their respective fields, including Copec-UC Foundation, the UC Anacleto Angelini Innovation Center, the Arauco Foundation, Belén Educa, Enseña Chile and Elemental. These principles also extend throughout our value chains, supporting suppliers and counterparts, mostly SMEs.

The most selective and prestigious international indexes that highlight companies for their performance in environmental, social and governance matters, such as DJSI, both in Chile and in MILA, FTSE4Good Emerging Index and MSCI Sustainability Index, have endorsed this long-term approach and close relationship with the environment, ratifying Empresas Copec's inclusion. We were also selected for the first time to be included in the S&P Global Sustainability Yearbook, where we were also distinguished as an "Industry Mover" for our significant progress compared to the previous year.

All of the aforementioned initiatives are evidence of the relevance of the ever-closer link between business and society, an indissoluble bond that is becoming more and more visible and indispensable. We feel called upon to deliver in the best possible way all that is expected of us, with will and energy. We believe that this has been the case in the past, but we are aware that today, more than ever, the environment challenges us and demands more from us.

And we are available to do so. We have the will, the resources and the capabilities to continue to be an extremely important player in the generation of well-being for the countries and communities in which we operate. We only ask to be welcomed sensibly and without prejudice.

Ladies and gentlemen, this is the summary of fiscal year 2021. A year out of the ordinary, with excellent results, but where we had to overcome countless challenges, both for our export businesses and for those more closely linked to local activity. A year in which we restored our financial strength, thanks in part to exogenous factors, but also to the improved performance of our operations and the permanent support of you, our shareholders, and that of all our directors, executives and employees, whom I acknowledge and deeply thank for their commitment and dedication.

A year in which we saw each other's faces again in three dimensions, and in which we hope that humanity can soon overcome the pandemic. A year in which, whether teleworking, in the case of some of us, or doing it in person with health safeguards, we kept our companies running uninterruptedly, fulfilling their work in society on time.



“Looking together towards the same horizon is what allows us to move forward. To move forward in a spirit of unity, on the fertile ground of shared values, towards a common purpose”.

We have learned once again that challenges are overcome by all of us, with everyone's collaboration. Looking together towards the same horizon is what allows us to move forward. To move forward in a spirit of unity, on the fertile ground of shared values, towards a common purpose. Moving forward with what has worked well, but at the same time questioning our paradigms, and always thinking about how we can do it better, where we can contribute more.

In our day-to-day work, companies manage to bring together very diverse talents, coming from multiple fields of expertise, putting them at the service of proposing the best solutions for the different problems we face, based on the expert knowledge and skills of each one of them. Thus, joining wills, sharing a purpose, in a constructive way, we lead the changes to advance towards a better future.

Talents, skills, solutions, values, will and purpose. This is the way of doing business that we advocate. This is the seal of Empresas Copec.

**Roberto Angelini**  
Chairman





# Empresas Copec *at a glance*



Empresas Copec's corporate strategy seeks to ensure that its business development is carried out under a sustainable management model, which ensures that business development takes into account environmental care and the creation of social and economic value for its different stakeholders.

The Company, therefore, carries out its activities with excellence and the highest ethical and transparency standards, seeking the efficient and sustainable use of natural resources, promoting major investment programs and delivering an attractive level of profitability to its investors in the long term.

Empresas Copec is engaged in two major areas of activity: natural resources, where it has clear competitive advantages; and energy, which is closely linked to the growth and productive development of countries.

In the forestry business, it is engaged in the production of market pulp, panels, sawn timber and energy through its affiliate ARAUCO, the company with the largest

forest holdings in South America, one of the largest forestry producers in the world and one of the main generators of non-conventional renewable energy in Chile.

In energy, it is engaged in the distribution of liquid fuels, lubricants, liquefied gas and natural gas, as well as in the provision of energy solutions based on renewable energies or oriented to new forms of mobility. This is carried out through its affiliates Copec, MAPCO, Terpel, Abastible, Duragas, Solgas, Norgas, Sonacol, and its associates Metrogas and Aproveionadora Global de Energía.

In the fishing business it is present through its affiliate Igemar, which participates in the ownership of Corpesca and Orizon, companies that operate in the north and center-south of the country, producing fishmeal, fish oil, canned, and frozen fish. Additionally, through its associates Inversiones Caleta Vitor and Golden Omega, it has a presence in the protein food, aquaculture, and Omega 3 concentrates business.

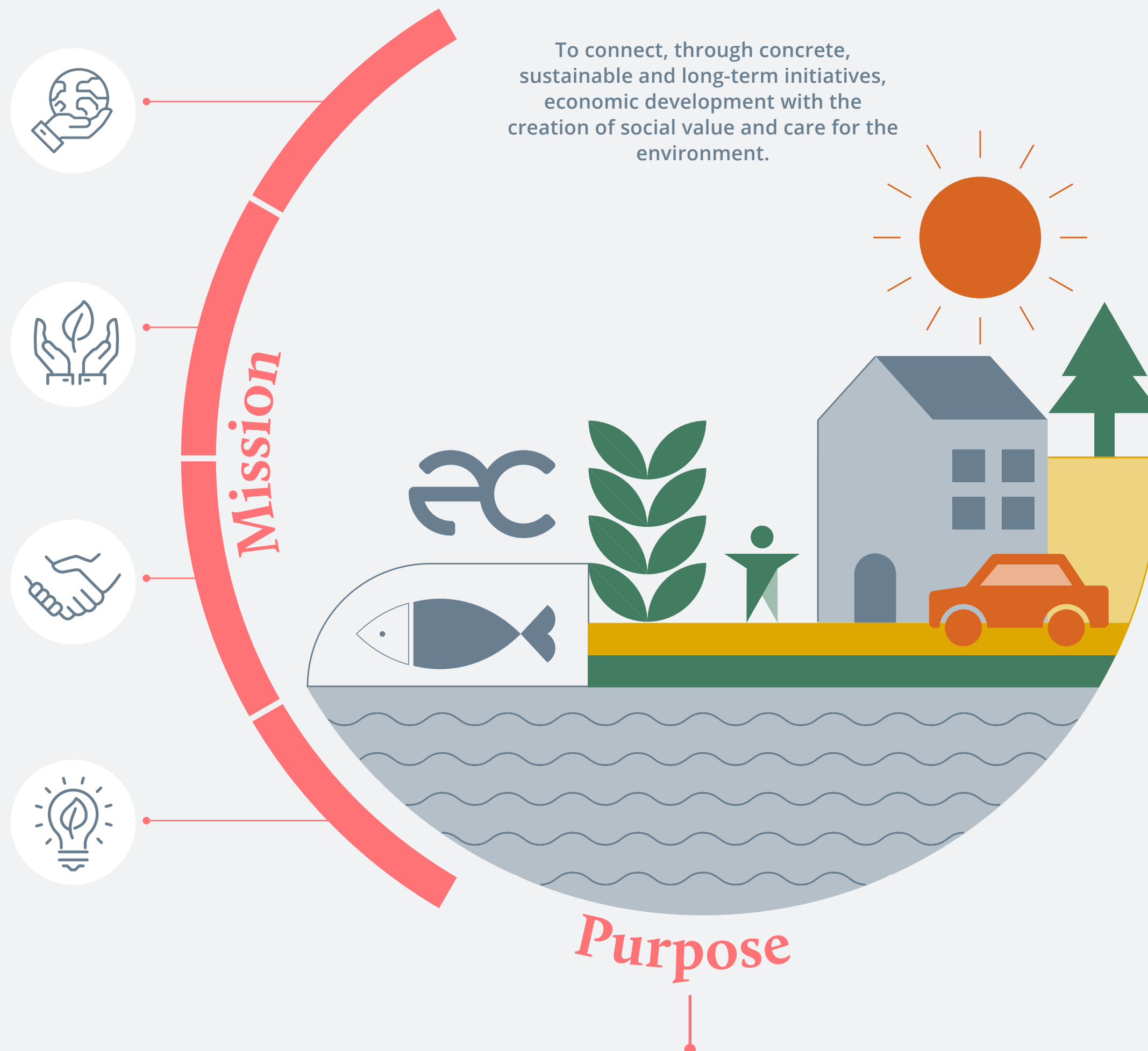
Also the Company is engaged in metallic mining through its affiliate Alxar, and in real estate through its subsidiary Inmobiliaria Las Salinas.

All of these operations consolidate important production platforms in Argentina, Brazil, Canada, Chile, Colombia, the Dominican Republic, Ecuador, Germany, Mexico, Panama, Peru, Portugal, South Africa, Spain, the United States and Uruguay, which allow the Company to market a wide range of products in more than 80 countries on five continents.



## Vision

To connect, through concrete, sustainable and long-term initiatives, economic development with the creation of social value and care for the environment.



Empresas Copec is a world-class company that seeks to deliver an attractive level of profitability in the long term to its investors and to contribute to the development of Chile and the different countries where it operates.

To this end, the Company mainly invests in energy and natural resources and, in general, in business areas in which it can create value in a sustainable manner.

In carrying out its activities, it strives to be a good citizen, and attends to and respects the interests of shareholders, employees, partners, suppliers, customers, communities and all parties with whom it is involved in one way or another.

Empresas Copec carries out its activities with excellence and acts in all its decisions in accordance with the highest ethical and transparency standards.

## Principles and Values

- 1. Contribute** to society through the creation of the greatest possible value, sustainably benefiting shareholders, employees, suppliers, customers and communities where it is inserted, through an efficient, responsible, innovative and quality management in all processes.
- 2. Promote** the sustainable use of natural and energy resources of the environment, investing in research, technological innovation and training, to prevent and reduce progressively, continuously and systematically the environmental impacts of activities, products and services.
- 3. Deliver** quality products to all customers in a timely manner in a sustained way over time, and encourage suppliers to become part of the value and quality chain.
- 4. Ensure** occupational health and safety, seeking to continuously and progressively reduce safety risks in operations and services.
- 5. Create** the conditions for the development of all members of the Company, promoting work environments based on respect, honesty, professional quality, training and teamwork.
- 6. Build** permanent and mutually collaborative relationships with the communities, supporting their development.
- 7. Maintain** transparent and honest communication with the different stakeholders relevant to the Company.
- 8. Comply** with current legislation, contractual obligations and other commitments that regulate the business and, to the extent possible, exceed the established standards.
- 9. Have and implement** systems and procedures to manage business risks, regularly evaluating performance in all processes and taking timely corrective actions as necessary.
- 10. Communicate** these commitments to employees, contractors and suppliers, ensuring that they are implemented with the collaboration and effort of all.
- 11. Work** with dedication, honesty, probity, excellence and to be consistent with Empresas Copec's values and policies.

*To build a reliable and sustainable future for all.*

# Corporate Structure

## FORESTRY

### SECTOR

99.999%

Celulosa Arauco y Constitución

99.948% Forestal Arauco

100.000% Arauco Internacional

100.000% Arauco Bioenergía

100.000% Maderas Arauco

## FISHERIES

### SECTOR

82.268%

Igemar

83.500% Orizon


39.790% Corpesca

39.790% Caleta Vitor

46.790%

46.790%

Golden Omega



## ENERGY

### SECTOR

100.000%

Copec

100.000%

MAPCO

58.510%

Terpel

40.800%

Sonacol

99.202%

Abastible

12.000%

Norgas

50.995%

Duragas

100.000%

Solgas

39.830%

Metrogas

39.830%

Aprovisionadora Global de Energía

## OTHER

### INVESTMENTS

100.000%

Inversiones Alxar

100.000%

Inmobiliaria Las Salinas

100.000%

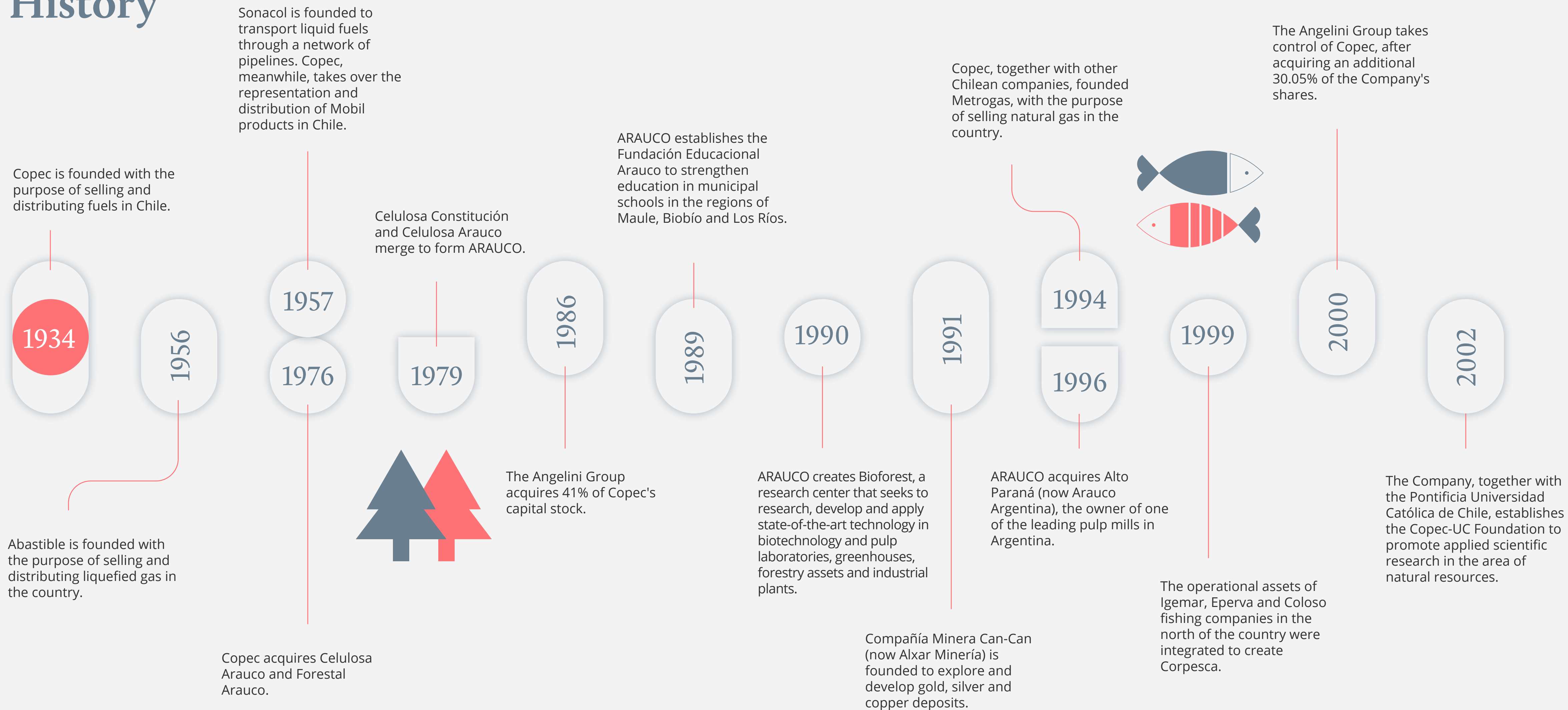
Alxar Internacional

40.000%

Mina Justa



# History



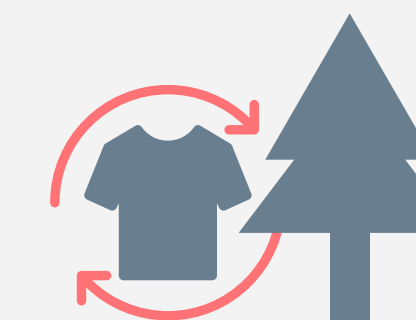
A restructuring of the Company is carried out in order to split the fuel business from investments in the other business areas. As a result, Empresas Copec was created, a parent company that concentrates the interests in subsidiaries and associates in the forestry, energy, fisheries and other sectors. Meanwhile, Copec becomes the subsidiary responsible for the distribution and marketing of liquid fuels and lubricants.



Orizon and Corpesca create Golden Omega to produce Omega 3 concentrates in the north of the country. ARAUCO and Stora Enso purchase the assets of Ence business group in Uruguay, forming Montes del Plata.



Empresas Copec, together with the Pontificia Universidad Católica de Chile, inaugurate the UC Anacleto Angelini Innovation Center.



Alxar Minería purchases 40% of the Peruvian company Cumbres Andinas, owner of 100% of the company Marcobre, to develop the Mina Justa mining project.

ARAUCO and Stora Enso buy forestry land and a sawmill in Brazil.

ARAUCO acquires Flakeboard Company Limited (now Arauco Canada Ltd.), adding seven panel mills in the United States and Canada.

2003

2006

2007

2009

2010

2011

2012

2014

2016

2018

2019

2020

Copec begins to participate in the ownership of Elemental, a do-tank aimed at developing social housing projects to reduce poverty and improve people's quality of life.



Copec acquires control of Terpel, Colombia's leading fuel distributor.

Abastible acquires 51% of the Colombian company Inversiones del Nordeste (now Norgas). ARAUCO purchases Moncure panel mill in the United States.

ARAUCO acquires 50% of Tafisa, adding panel mills in Spain, Portugal, Germany and South Africa. Copec purchases 100% of MAPCO, the owner of a service station network in the United States, and Abastible buys the Peruvian company Solgas and the Ecuadorian company Duragas, both participating in selling and distribution of liquefied gas.

Copec launches Voltex, South America's largest network of fast electric chargers. ARAUCO inaugurates the Grayling project, the largest Chilean investment in a production plant in the United States. In addition, the Company completes the sale of Puertos y Logística S.A. (Pulogsa) to DP World, a port company owned by the State of Dubai.

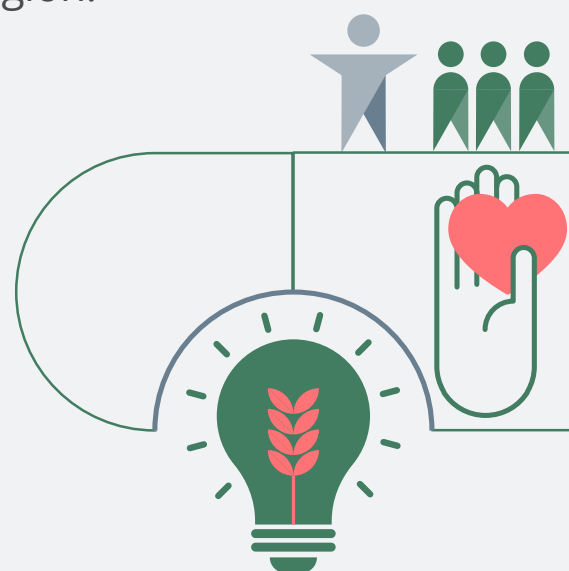
ARAUCO certifies its carbon neutrality, becoming the first forestry company in the world to achieve this goal. ARAUCO also begins operations at its Valdivia dissolving pulp mill, with a capacity of 550 tonnes per year and an investment of close to US\$ 190 million. It also completed the acquisition of Odd Industries, an ethically-driven industrial artificial pioneer. Copec inaugurated the country's largest electro-terminal in Maipú, and Terpel the first electric charging terminal in Colombia.



# Milestones 2021

## EMPRESAS COPEC

- ▶ Was selected, for the sixth consecutive year, to join the Dow Jones Sustainability Index Chile and, for the fourth time, the DJSI MILA.
- ▶ Empresas Copec obtained a committed credit line for US\$ 375 million, granted by a group of international banks headed by SMBC and of which BBVA, MUFG and Mizuho are also part.
- ▶ Joined the local S&P IPSA ESG Tilted Index, which is based on ESG principles to select and weight the performance of some of the largest and most liquid stocks listed on the Santiago Stock Exchange.
- ▶ Joined the Global Compact, an initiative created by the United Nations to encourage organizations to incorporate sustainability into their business activities through a commitment to implement concrete plans and programs based on the principles of human rights, labor relations, the environment and anti-corruption methods
- ▶ Together with Belén Educa Foundation, for the first time, a Pilot Program of English tutoring was carried out, to provide second and third grade high school students with the opportunity to practice and enhance the learning of this language.
- ▶ Anacleto Angelini Academic Excellence Scholarships were awarded to eight outstanding students from Belén Educa Foundation schools to finance their technical-professional degree. In the case of those students who benefited from free tuition, it will be destined to annual economic support and the delivery of a professional accompaniment program.
- ▶ Sold to Inversiones Ultraterra its 50% stake in Inversiones Laguna Blanca, the company through which the Mina Invierno coal mining project was developed in Isla Riesco, Magallanes Region.



## ARAUCO

- ▶ An environmental impact study was launched as part of the evaluation of a new medium-density fiberboard (MDF) production line in Mexico. The project, which is subject to approval by the competent authority, would double production capacity and require an investment of approximately US\$ 200 million.
- ▶ The MAPA project ("Modernization and Expansion of the Arauco Mill") is 91.6% complete, which includes closure of production line 1, modernization of line 2 and construction of a new line 3, with a production capacity of 1.5 million tonnes of pulp per year.
- ▶ Signed a sales agreement with Vista Hermosa Inversiones Forestales SpA for 80 thousand hectares of forestland, 62 thousand of which are productive, worth a total of US\$ 385.5 million.
- ▶ Forestal ARAUCO sold to Bosques del Sur SpA its entire interest in Forestal Los Lagos SpA for US\$ 48 million.
- ▶ ARAUCO do Brasil bought Stora Enso's 20% stake in Arauco Florestal Arapoti for approximately US\$ 52 million.
- ▶ Launched a new marketplace for customers to purchase the company's boards online.
- ▶ Certified carbon neutrality for 2019 and made new commitments to achieve an emissions reduction trajectory by 2030.





## COPEC

- ▶ Published its climate change statement and unveiled a plan that will enable it to achieve carbon neutrality by 2030, reduce emissions from fuel transportation by 2025 by incorporating renewable energies, distribute and sell a higher proportion of renewable energies than fossil fuels by 2050, and be a zero-waste company by 2029, in the operations associated with its plants, service stations and convenience stores.
- ▶ Signed a public-private agreement for electromobility, led by the Chilean Ministry of Energy, which promotes the development of electromobility in the country.
- ▶ Copec Voltex entered into an alliance with the passenger transport service company E-Viaja to install smart chargers at the homes of cab drivers and offer maintenance and charge monitoring services to optimize fleet operation and preferential rates throughout its network.
- ▶ Copec Voltex was awarded 10 of 13 electro-terminals tendered, which will power 808 new buses with an energy consumption of 70 GWh per year and install 194 electric chargers. The project includes the design and construction of the electro-terminals, supply the chargers, sale of energy, charging management software, maintenance and fuel supply, and will require a total investment of US\$ 21.1 million.
- ▶ Through its subsidiary Flux Solar, the company was awarded a tender to install 300 photovoltaic panels in the Metropolitan and Maule Regions as part of the "Casa Solar" program, promoted by the Ministry of Energy and the Energy Sustainability Agency, with the aim of promoting the use of this type of energy through a special financing system.
- ▶ Acquired 80% of Dhemax, a company specializing in IoT and software development.



## TERPEL

- ▶ Opened the first service station to supply liquefied gas in Colombia.
- ▶ Launched GT Extra 98, the first super premium gasoline in Colombia. This new product will improve engine performance in terms of power and efficiency, while reducing emissions of unburned hydrocarbons, carbon monoxide and carbon dioxide.
- ▶ Installed the first solar self-generation plant at the La Vallenata service station, enabling it to generate approximately 50% of its consumption.
- ▶ Inaugurated in Panama the first network of fast electric chargers stations.
- ▶ Carried out the first stage of its "Hospitals" initiative, which sought to thank the vocation and commitment of all healthcare workers in this pandemic. The company provided breakfast and snacks to all the personnel of the 14 medical centers with the greatest coverage in the Metropolitan Region.
- ▶ Launched its new loyalty program Full Copec.
- ▶ Started operation of two new storage tanks at the Maipú Plant, each with a capacity of 20 thousand m<sup>3</sup>. This project required an investment nearly of US\$ 13.7 million and will double the plant's total storage capacity.
- ▶ Copec and Terpel signed a distribution agreement with Wallbox, a leading Catalan company in the development of intelligent residential chargers, for the commercialization and installation of chargers in the countries where it operates.



## DURAGAS

- ▶ Duragas Pro inaugurated a new gas service station for cabs located in Primax de Pascuales, in the city of Guayaquil.
- ▶ Signed an agreement with EP Petroecuador for the reception, blending, transportation, storage and dispatch of liquefied gas.
- ▶ Approved construction of a new storage and bottling plant in the province of Guayas. This initiative will require an investment of close to US\$ 18 million and will replace the bottling process carried out at EP Petroecuador's plant in Chorrillo.
- ▶ Obtained carbon neutrality certification for all of its facilities.





## ABASTIBLE

- ▶ Sold its entire stake in Gasmar to Inversiones Arco 4 SpA, part of the Arroyo Energy Group, for approximately US\$ 117.6 million.
- ▶ Developed an innovative service using Blockchain technology to certify the energy efficiency and emissions reduction of its clients' energy efficiency and/or non-conventional renewable energy projects. Thanks to them, companies can trace their energy and environmental impact and have an unalterable and internationally valid tracking certificate.
- ▶ Measured its corporate carbon footprint and identified climate change risks for the company.
- ▶ Together with the company Crustanic, it implemented an innovative energy solution to generate low-emission industrial steam with fuel savings of between 10% and 15%. Meanwhile, with the company Tuniche, they implemented a digital monitoring and control system for the seed drying stage, in order to speed up the production process and ensure the quality of the product. In addition, with the company AquaChile, they agreed to implement a cogeneration project that will reduce the carbon footprint, particulate matter, CO<sub>2</sub> and hydrogen sulfide oxides of its operation.
- ▶ For the second consecutive year, the company took part in Techo-Chile's "Chile Comparte Calor" campaign, making an initial donation of 4,500 gas refills. This contribution directly benefited families, community kitchens and camps throughout the country.



## SOLGAS

- ▶ Launched the "Solgas Energía" and "Solgas Residencial" areas, focused on clean energy and efficiencies, and home services, respectively.



## NORGAS

- ▶ Inaugurated the first AutoLPG service station in the city of Cartagena (Bolívar), with five new stations expected to open in Bogotá, Medellín and Barranquilla during 2022.
- ▶ Increased its stake in the recently expanded Puerto Okianus terminal, enabling it to increase its storage capacity from 702 to 2,653 tonnes of liquefied gas and guarantee continuous supply.





## ORIZON

- ▶ Implemented a pilot plant in Coronel, in the Biobío Region, for the development and validation of a new technology to produce healthy snacks, developed by the UC academic and vice-rector of Research, Pedro Bouchon. This innovative method, unique in the world, allows these snacks to contain three times less fat and better preserve their original nutrients and colors.
- ▶ Completed the pilot stage of an innovative gantry in the unloading area of the Coronel plant which, thanks to technology based on artificial intelligence, classifies landed marine resources remotely and automatically.
- ▶ Together with Abastible's Energy Solutions area, Abastible implemented an efficient steam generation project at Orizon's plant in Coronel, Biobío Region, using state-of-the-art technology, which will increase efficiency by around 15% and reduce greenhouse gas emissions, particulate matter (PM10), sulfur oxide and carbon dioxide.
- ▶ Approved the construction, in María Pinto, of a plant dedicated to research and development of aquaculture technology, with a recirculation system to cultivate species with lower water consumption. The plant is expected to start operations in January 2022.



## GOLDEN OMEGA

- ▶ Together with Abastible, implemented an energy solution at its Arica plant to produce industrial steam, replacing oil with liquefied gas and incorporating technologies that will reduce CO<sub>2</sub> emissions by 31%, 51% of NO<sub>x</sub>, 99% of SO<sub>x</sub> and 93% of particulate matter.
- ▶ Completed the start-up of the project to expand the capacity of Phase II of its plant. This initiative, together with other production improvements, will increase total capacity to a maximum of 2,400 tonnes of finished product per year.



## CALETA VITOR

- ▶ Acquired for US\$ 25 million a 50% stake in the Caleta Bay group of companies, which includes Caleta Bay Agua Dulce SpA, Caleta Bay Procesos SpA, Fro Salmón SpA, Sermet SpA, Inversiones Trapen SpA and Caleta Bay Mar SpA, and subsequently agreed to a US\$ 47.9 million capital increase in the companies, with Caleta Vitor contributing 50% of the total amount.

## MINA JUSTA

- ▶ Made its first shipment with a total of 22 thousand wet metric tonnes of copper concentrate. Maximum production capacity is expected to be in the second half of 2022, reaching 150 thousand metric tonnes per year.



## INMOBILIARIA LAS SALINAS

- ▶ Held an international competition inviting different architecture and design studios to design the area of the Parque Urbano del Barrio Las Salinas. Of the 14 initiatives that were presented, the winner was the "Parque Jardín Botánico" project, developed by the architectural firm Archiplan, in conjunction with Gt2p and Planoamano.



# Awards 2021

## EMPRESAS COPEC

- ▶ Received, for the third consecutive year, the "La Voz del Mercado" award for the quality of its business strategy, control environment, transparency, fair and equal treatment, and sustainability management.
- ▶ Ranked first among holding companies in the latest MERCOS Corporate Responsibility and Governance study. In addition, Copec and Abastible were recognized with first and fourth place, respectively, in the Energy and Distribution category. ARAUCO ranked second among forestry companies.
- ▶ Was selected, for the first time, to be part of the S&P Global Sustainability Yearbook, a report that highlights those companies with the best ESG performance in their industry globally. In addition, the Company was distinguished with the status of "Industry Mover" for having made the greatest progress in its sector with respect to the previous year.
- ▶ Was distinguished in the Institutional Investor ranking: The Latin America Executive Team, in the categories of Best CFO; Investor Relations Professionals; Investor Relations Program; ESG, and health crisis management.

## ARAUCO

- ▶ Received the Covid-19 Seal, awarded by the ACHS, for measures implemented at its facilities in Chile to be a safe place to work during a pandemic.

## COPEC

- ▶ Won first place in the "Fuel Distribution" category of the Most Innovative Companies 2021 ranking, for the initiatives developed to generate an innovation ecosystem that impacts both inside and outside the company, such as its transformation to electromobility and the creation of Wind, corporate venture capital to accelerate startups and promote their growth in the United States and Latin America.
- ▶ Received the Covid-19 Seal from the Asociación Chilena de Seguridad for its liquid fuels, lubricants and Bluemax plants for its commitment to occupational health and safety in the pandemic.
- ▶ Received the "Consumer Loyalty 2021" award in the Service Stations category, for the results achieved in terms of customer proximity and good customer experience.


- ▶ Copec and Pronto were distinguished in the Citizen Brands ranking with first place in the categories of service stations and convenience stores, respectively.
- ▶ Copec and Pronto received first place in the service station and convenience store sector, respectively, in the PXI Praxis Xperience Index Award, the only ranking in Chile that measures customer experiences.
- ▶ Pronto Copec was distinguished with the National Customer Satisfaction Award in the "Minimarkets" category, for its level of overall satisfaction with the brand, price satisfaction, problem-solving experience, intention to recommend and intention to remain or repurchase.

## ABASTIBLE

- ▶ Was recognized as the most valued brand in the Gas category in the 2021 version of the Chile 3D study, which analyzes the preferences and profile of consumers in the Presence, Prestige and Affection dimensions.
- ▶ Received, for the Lenga Plant, the Energy Excellence Seal, in the Gold category. This recognition is awarded by the Chilean Energy Efficiency Agency

(AChEE) to leading companies in the development of energy efficiency to generate production processes that save energy resources and reduce greenhouse gas (GHG) emissions.

- ▶ Received the Merco Talento 2021 Award for the best company for attracting and retaining talent in the liquefied gas sector.
- ▶ For the second consecutive year, it was recognized as one of the best companies for interns 2021 in the First Job ranking.
- ▶ Received the "Consumer Loyalty 2021" award in the Liquefied Gas category, for the results achieved in terms of closeness and good customer experience.
- ▶ Distinguished with the National Customer Satisfaction Award, in the "Gas Meter" category, for its level of overall satisfaction with the brand, price satisfaction, problem-solving experience, intention to recommend and intention to remain or repurchase.





# Awards 2021

## MAPCO

- ▶ Was recognized with the Culture Badge for Managers in the Top Workplaces 2021 Survey, for the support given by the different management teams to employees to learn, grow and succeed.
- ▶ Won the "Project of the Year" award for its Emerging Leaders program, which lasts 12 months and was designed to enrich and develop the talent of the Store Manager and Store Support Center, as well as to train the next generation of leaders.

## TERPEL

- ▶ Was selected, for the fifth consecutive year, to be part of the S&P Global Sustainability Yearbook. This recognition is the result of the company's good practices in economic, environmental and social matters, which place it as one of the most sustainable companies in the world.
- ▶ Was recognized as one of the 25 most admired companies in Colombia.
- ▶ Was selected as one of the 25 companies with the best reputation in Colombia, according to MERCO 2021.

- ▶ Was recognized by the Corporate Reputation Business Monitor MERCO as one of the companies with the greatest social commitment during the pandemic in Panama.
- ▶ Was distinguished by the U.S. Chamber of Commerce and Industries in Panama - AmCham for the implementation of "Alimentando Esperanzas", one of the most relevant business resilience programs during the pandemic.
- ▶ Received the "Voluntarios del Bicentenario" award from the Panamanian Ministry of Social Development for her dedication to service before and during the pandemic.

## DURAGAS

- ▶ Received the "Environmental Merit" award for its commitment and preservation of the environment at its liquefied gas storage and bottling plant in Santo Domingo de los Tsáchilas.
- ▶ Received the "Carbon Emissions Inventory and Neutrality Declaration Certificate", after concluding the audit and validation process corresponding to the carbon footprint compensation 2019 at the Santo Domingo plant. As a result, the company became the first company in the liquefied gas sector in Ecuador to certify its carbon neutrality.

- ▶ Was recognized by the Guayaquil Chamber of Industries as the first company in the liquefied gas sector to obtain Carbon Neutrality Certification in all its facilities.

## NORGAS

- ▶ Together with Cinsa and Cotranscol, Fundación Más Familia awarded it the Family-Friendly Company certification for their commitment to the balance between personal, work and family life and the promotion of actions aimed at generating a better experience for their collaborators.

## ORIZON

- ▶ Was recognized by the ACHS with the Covid-19 Seal for its efforts at the Coronel plant in the prevention and control of coronavirus infections since the beginning of the pandemic.
- ▶ Won first place in the "Collaborating Company" category for its support of the FLIP healthy snacks project. This recognition is awarded by the Ministry of Science, Corfo and the Chilean Network of Technology Managers (RedGT), to actors that promote cooperation and generation of technology-based ventures, and the link between academia and the private world.

## CORPESCA

- ▶ Received the Covid-19 Seal, awarded by the ACHS, for having a Management Plan for the Prevention of Infections.
- ▶ Obtained the Seal and Recognition from the HuellaChile Program of the Ministry of the Environment for having achieved the level of Quantification and Reduction of its greenhouse gases.

## GOLDEN OMEGA

- ▶ Obtained for the second consecutive year the NSF (National Science Foundation) certification, which certifies compliance with important nutraceutical standards.
- ▶ Became the first company in its field, at a global level, to obtain Green-e™ Energy certification by using electricity from renewable sources and free of carbon emissions in all processes at its Arica plant.
- ▶ Received SSIindex certification in the studies conducted on employees, suppliers and customers, in which the company was positively evaluated in multiple dimensions.





# Summary Financial Statements

## Consolidated Statements of Financial Position

Thousand dollars	2021	2020
Current assets	7,163,449	6,796,306
Non current assets	18,449,399	18,378,135
<b>Total assets</b>	<b>25,612,848</b>	<b>25,174,441</b>
Current liabilities	3,368,637	2,841,525
Non current liabilities	10,782,552	11,272,446
<b>Total liabilities</b>	<b>14,151,189</b>	<b>14,113,971</b>
Issued capital	686,114	686,114
Accumulated earnings	12,201,751	11,423,726
Other reserves	(1,887,371)	(1,530,068)
<b>Equity attributable to owners of the parent company</b>	<b>11,000,494</b>	<b>10,579,772</b>
<b>Non-controlling interests</b>	<b>461,165</b>	<b>480,698</b>
<b>Net equity</b>	<b>11,461,659</b>	<b>11,060,470</b>
<b>Total liabilities and net equity</b>	<b>25,612,848</b>	<b>25,174,441</b>

### International Risk Rating

Standard & Poor's	BBB-
Fitch Ratings	BBB

## Consolidated Statements of Income

Thousand dollars	2021	2020
Revenue	24,786,614	18,059,214
Cost of sales	(20,090,908)	(15,237,934)
<b>Gross income</b>	<b>4,695,706</b>	<b>2,821,280</b>
Distribution costs	(1,288,334)	(1,229,083)
Administrative expenses	(1,117,098)	(950,946)
<b>Operating income</b>	<b>2,290,274</b>	<b>641,251</b>
Income on investments in related companies and joint ventures	219,196	(25,233)
Net financial costs	(306,527)	(364,675)
Exchange rate differences	6,130	(26,152)
Others	192,910	70,834
<b>Income before taxes</b>	<b>2,401,983</b>	<b>296,025</b>
Taxes	(553,141)	(90,039)
<b>Net Income</b>	<b>1,848,842</b>	<b>205,986</b>
Net income attributable to owners of the parent company	1,780,950	190,653
Net income attributable to non-controlling interests	67,892	15,333
<b>Net Income</b>	<b>1,848,842</b>	<b>205,986</b>

### Nacional Risk Rating

Feller-Rate	AA/1 <sup>st</sup> Class Level 1
Fitch Ratings	AA/1 <sup>st</sup> Class Level 1

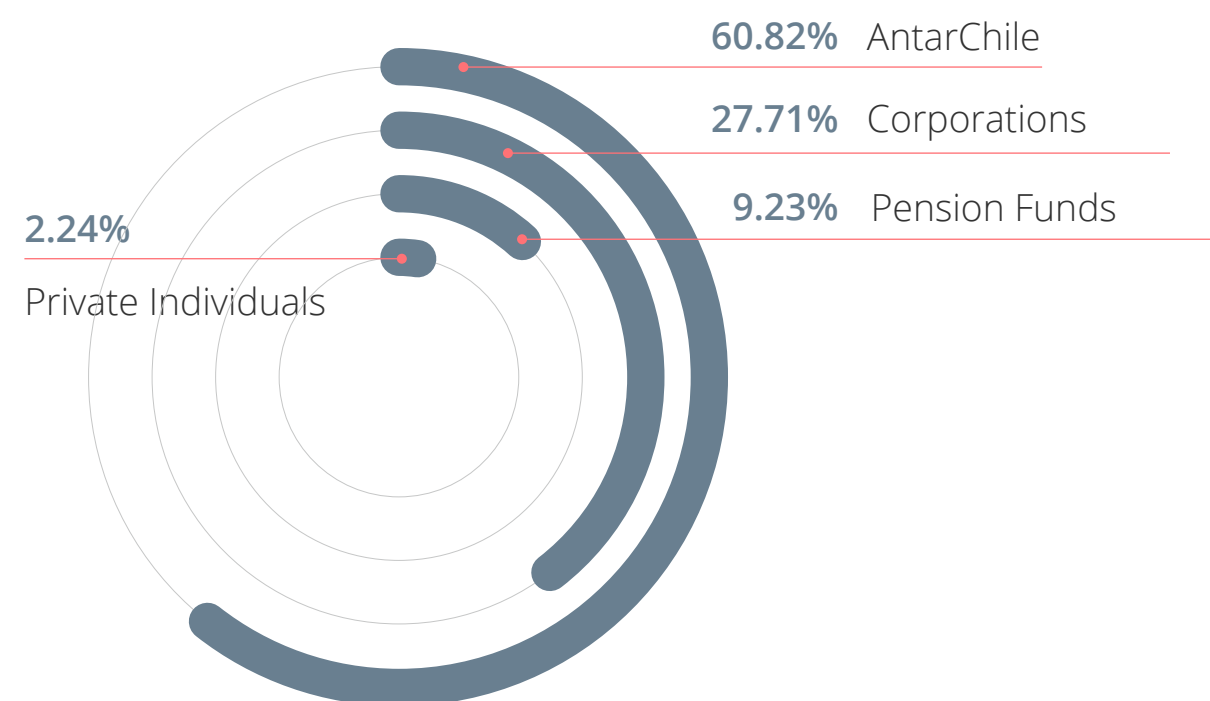
### Indebtedness (Net Financial Debt / Equity)

	2021	2020
	0.65	0.68

# Empresas Copec in figures

## OWNERSHIP STRUCTURE

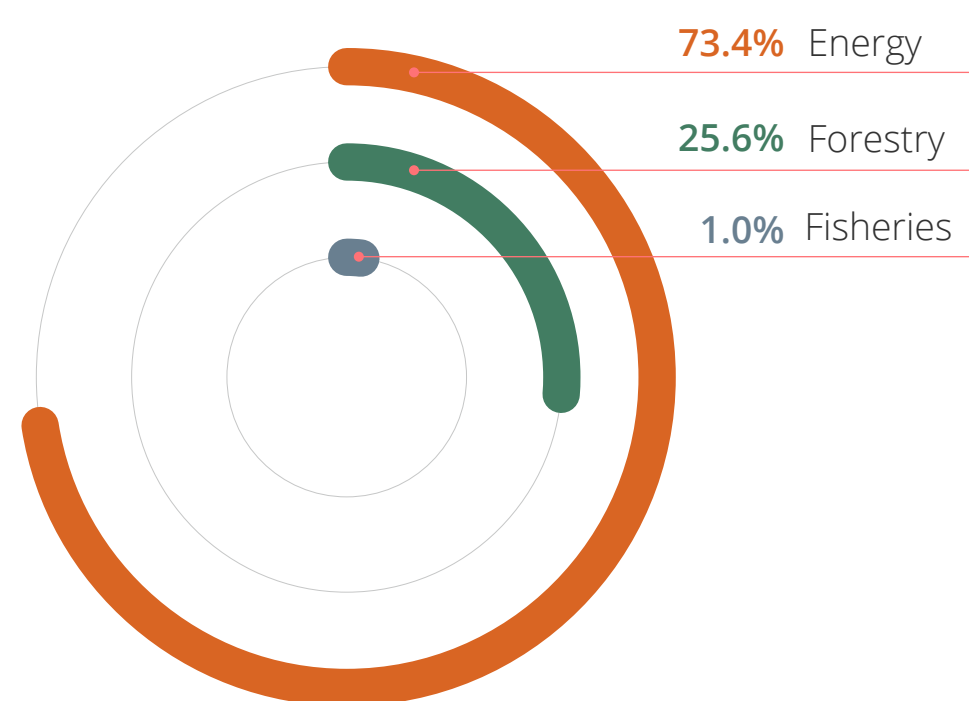
December 31, 2021



## CONSOLIDATED SALES

2021

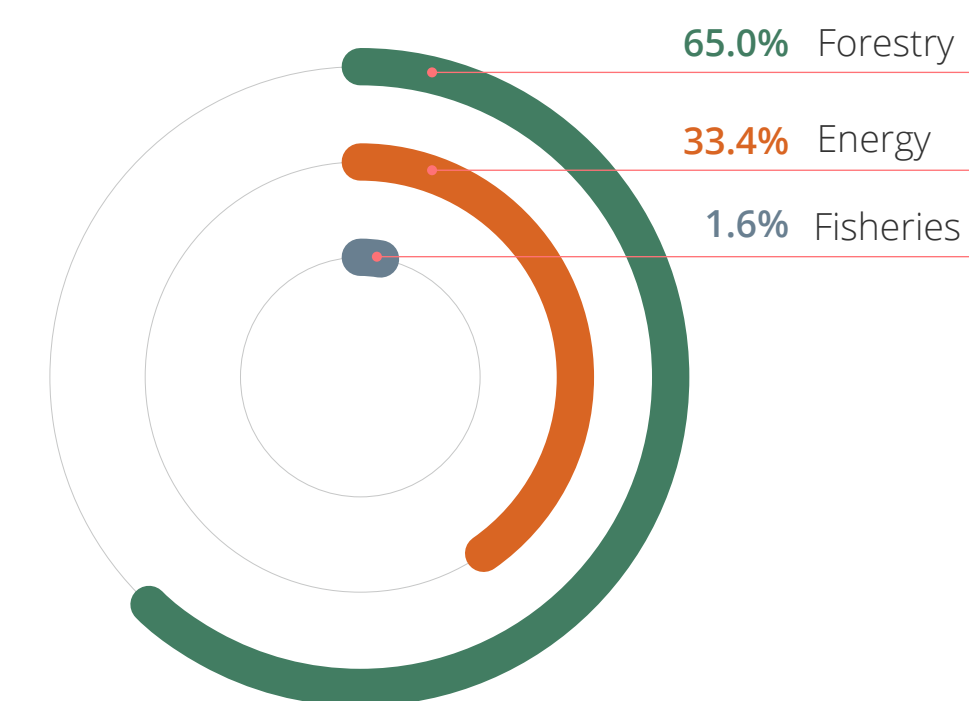
US\$ 24,787 million



## CONSOLIDATED EBITDA

2021

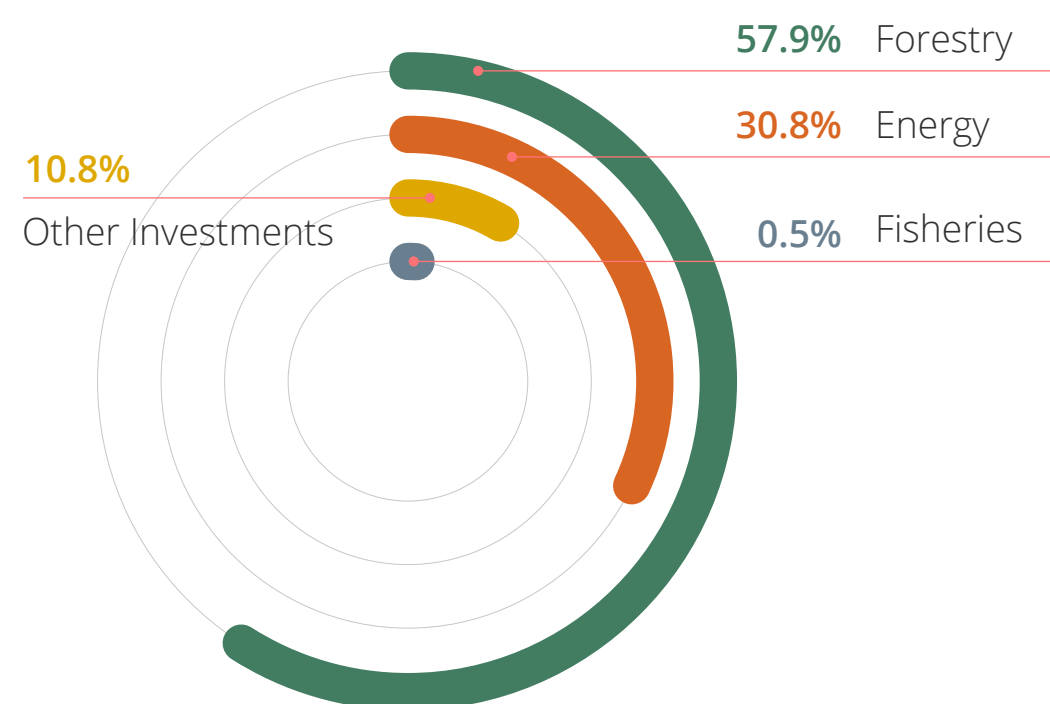
US\$ 3,453 million



## NET INCOME

2021

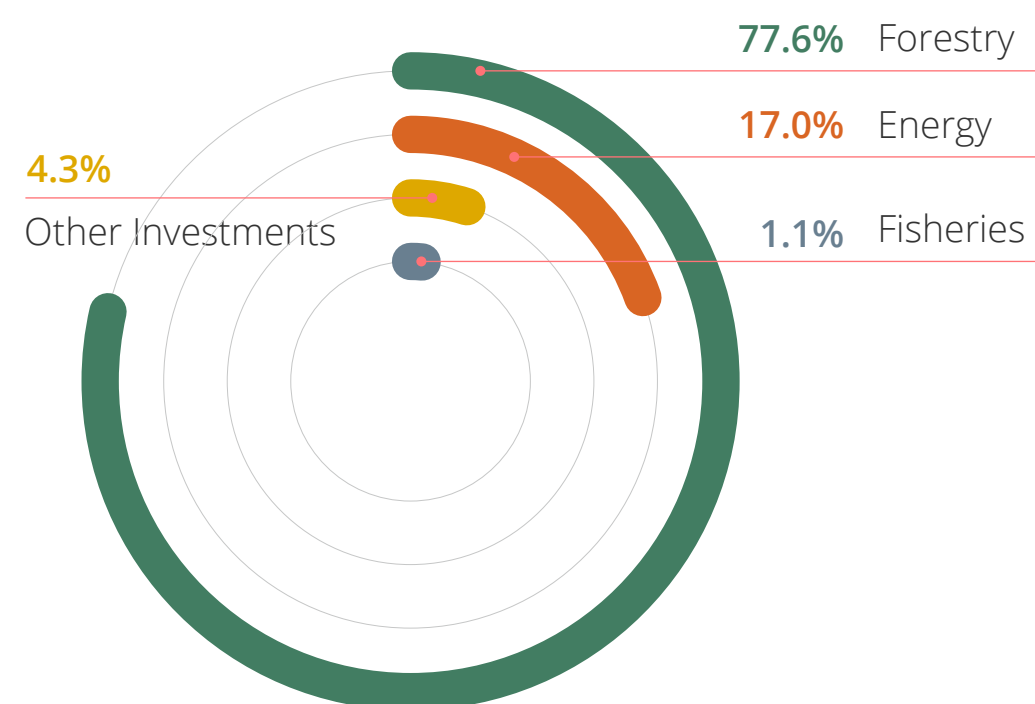
US\$ 1,781 million



## CONSOLIDATED INVESTMENT

2021

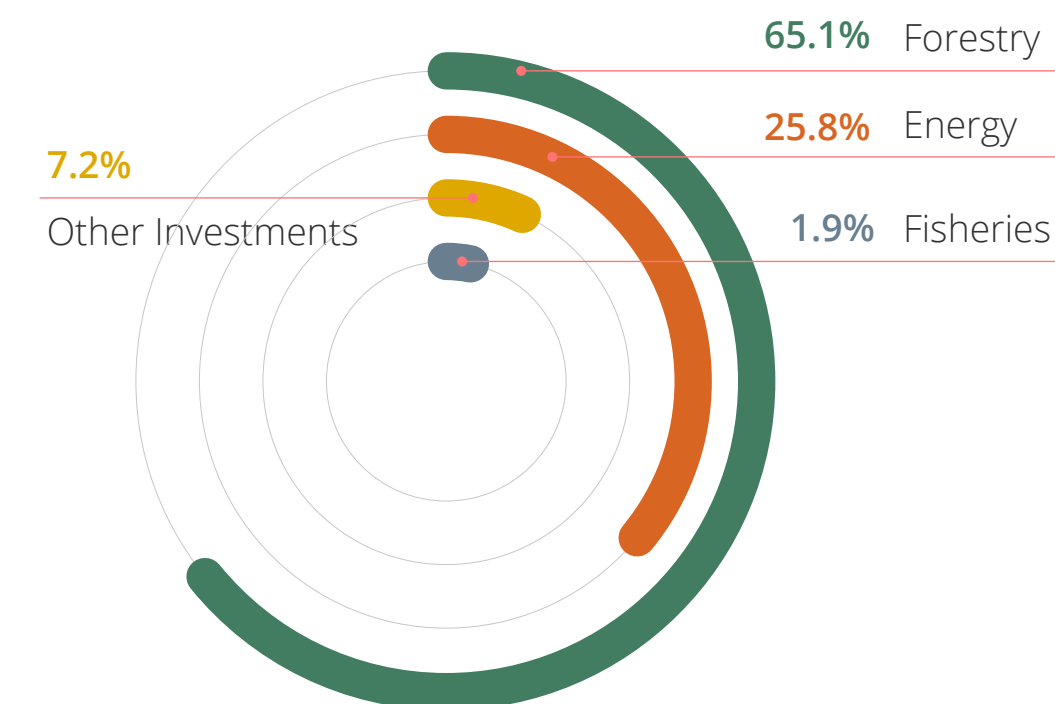
US\$ 2,068 million



## CONSOLIDATED ASSETS

December 31, 2021

US\$ 25,613 million

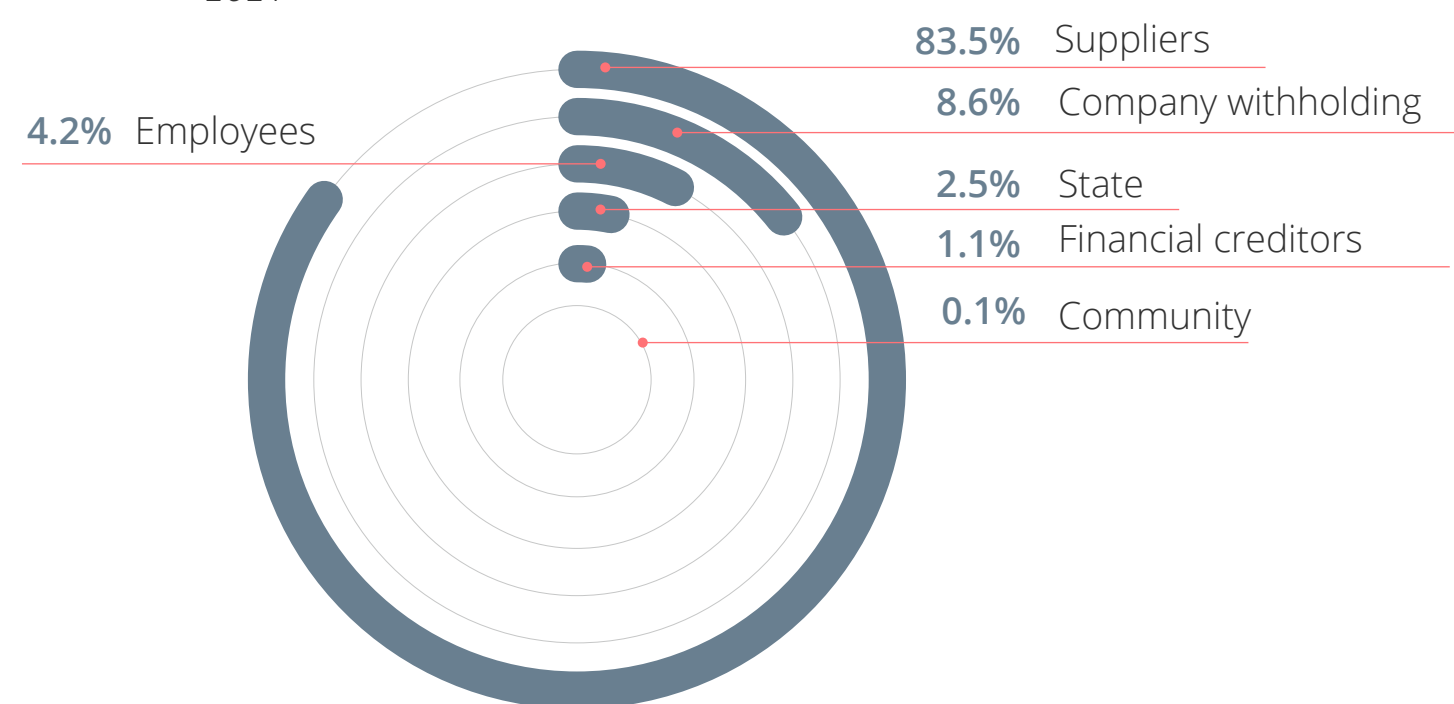




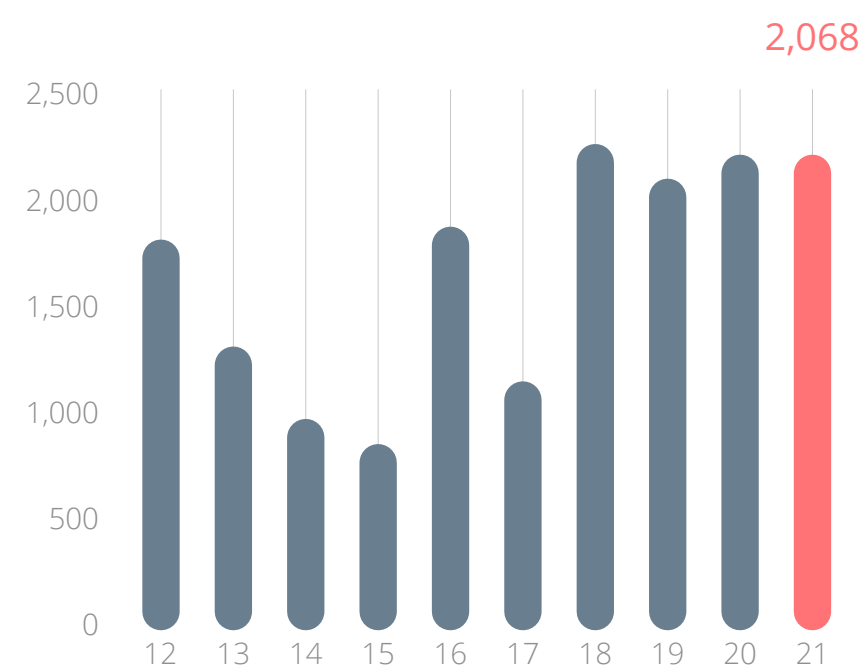
# Empresas Copec in figures

**GENERATED AND DISTRIBUTED ECONOMIC VALUE**  
2021

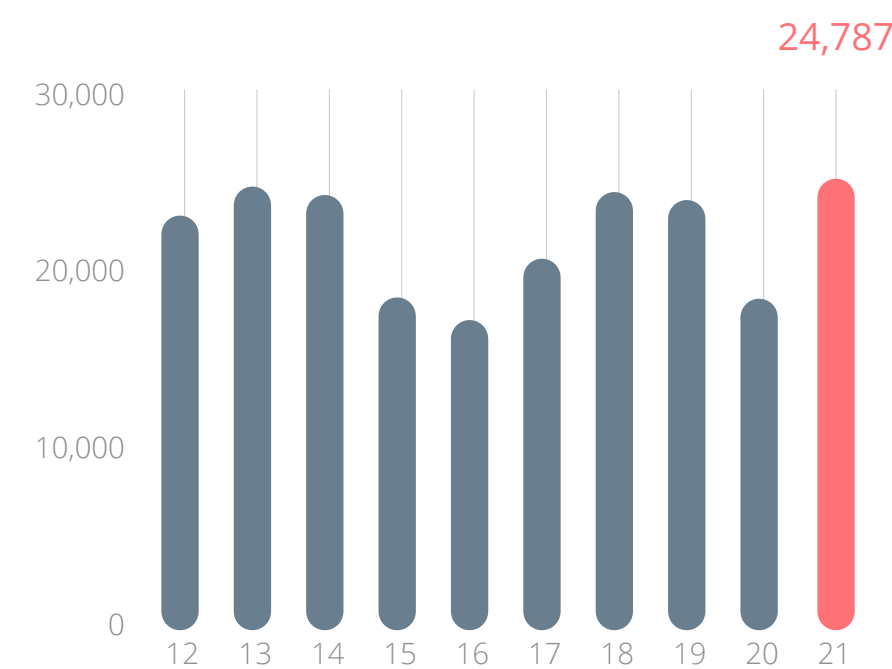
US\$ 24,787 million



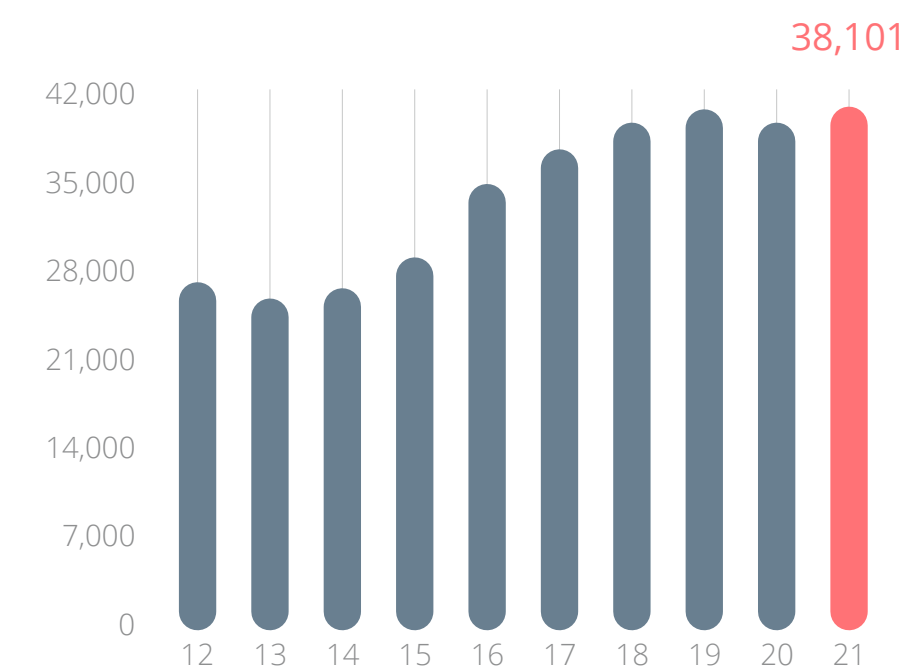
**CONSOLIDATED INVESTMENT**  
million dollars



**CONSOLIDATED SALES**  
million dollars

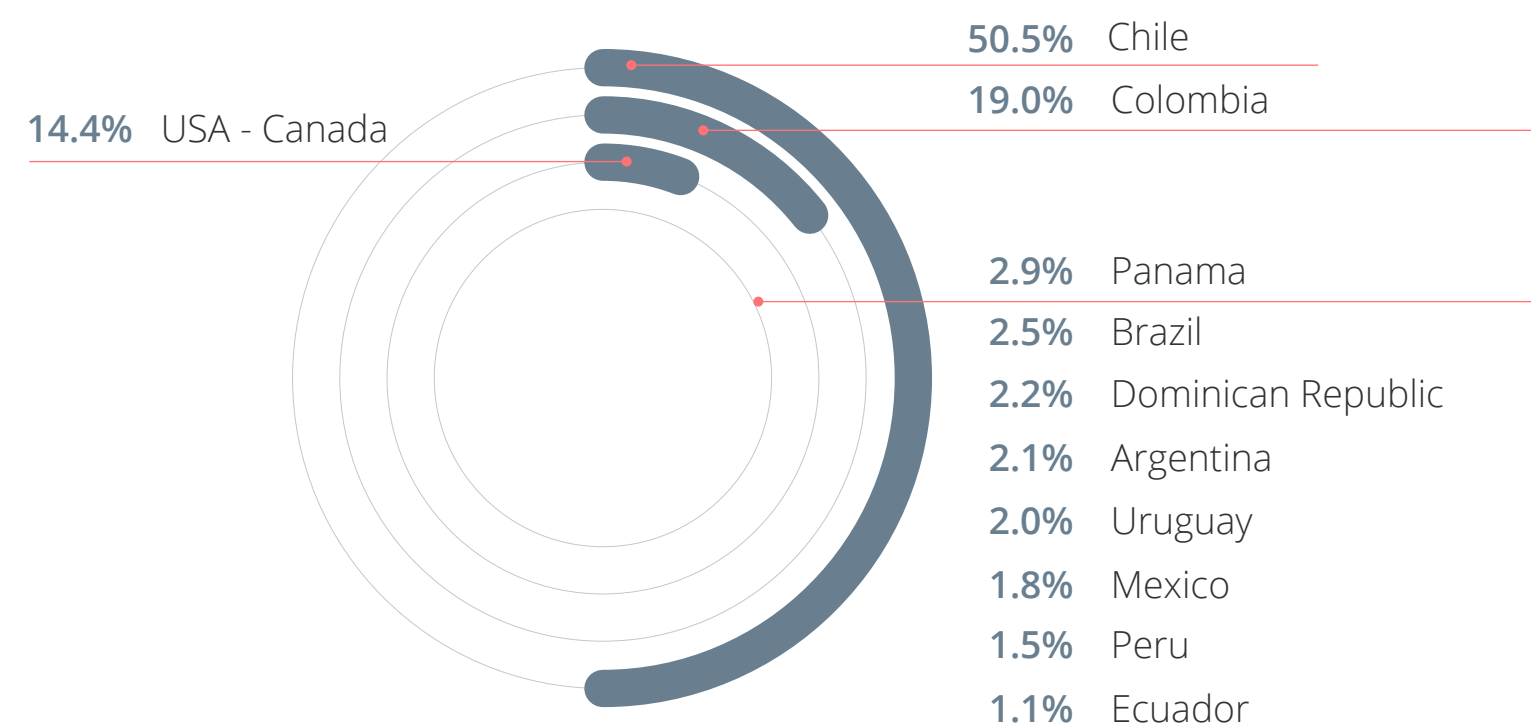


**CONSOLIDATED PERSONNEL**

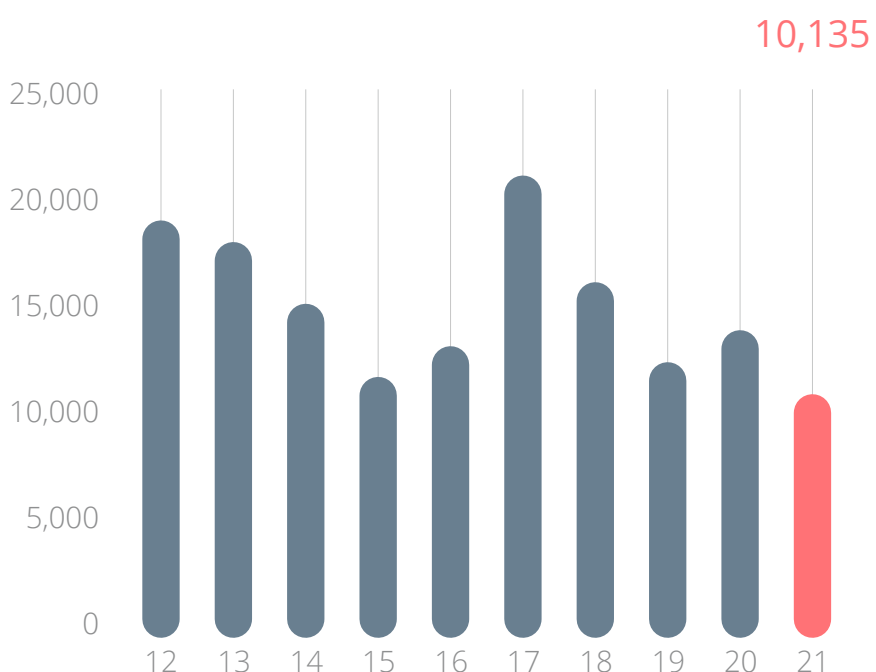


**SALES BY COUNTRY**  
2021

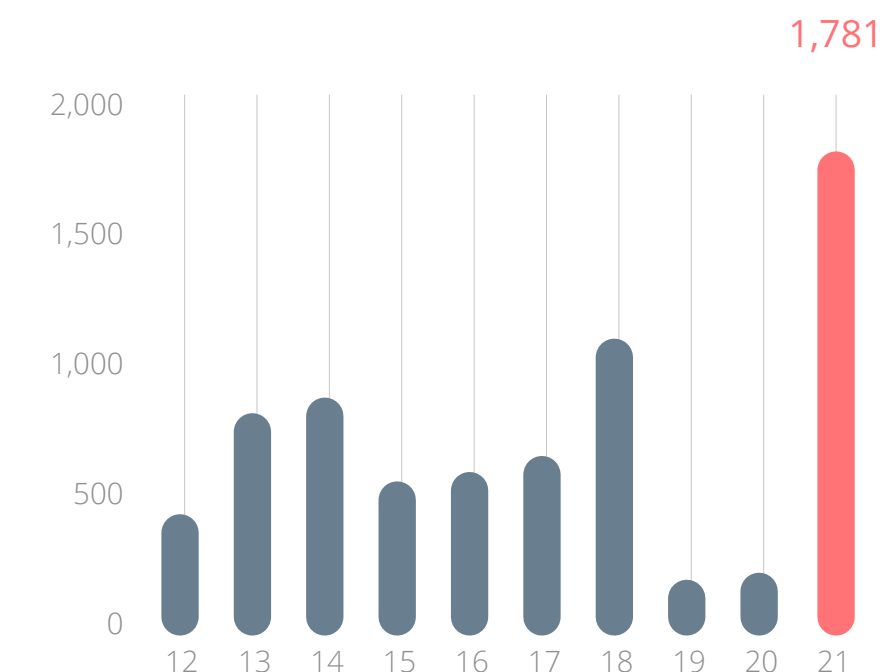
US\$ 24,787 million



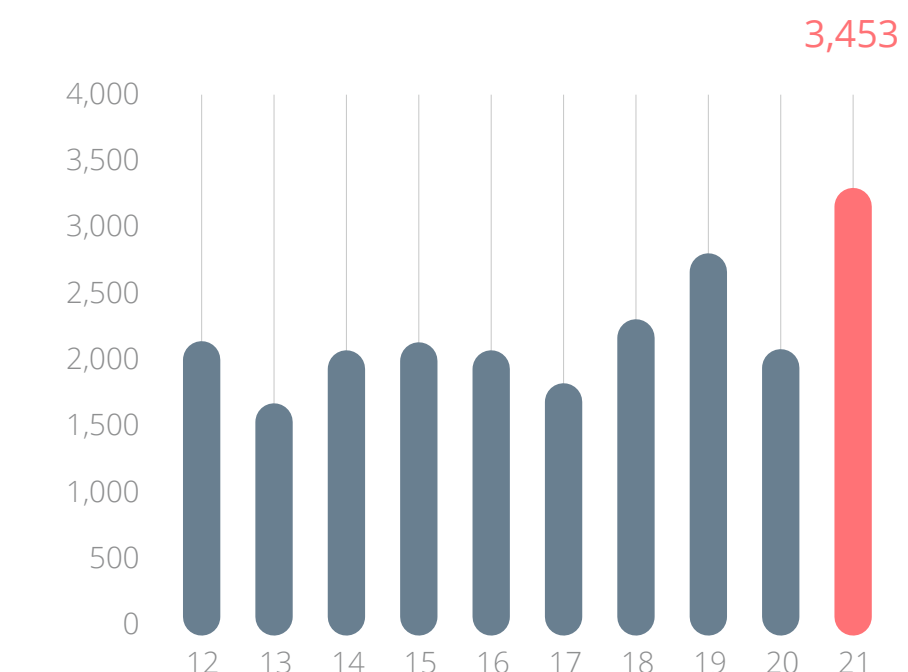
**MARKET CAPITALIZATION**  
million dollars



**NET INCOME**  
million dollars




**CONSOLIDATED EBITDA**  
million dollars





# Corporate Governance



## I. Principles

The principles supporting Empresas Copec's Corporate Governance are based on those defined by the Organization for Economic Cooperation and Development (OECD), and seek to ensure that management, investment and productive action practices consider economic, social and environmental aspects, resulting in contributions that go beyond direct economic benefit and those established by legal regulations. They also promote transparency and truthfulness of the information disclosed to the market, ensure equal treatment of all shareholders, ensure the correct allocation of responsibilities within the Company, consider stakeholders in decision making, and integrate sustainability transversally into the business strategy, so that its actions create social value and ensure care for the environment and the integrity of operations.

For its part, Empresas Copec's subsidiaries have embraced similar principles, showing a continued concern for creating sustainable value and carrying out a thoughtful and informed decision-making process, with a clear long-term vision and a commitment to social, human and economic development.

## II. Governance Structure

Empresas Copec Corporate Governance structure consists of the following units:

### BOARD OF DIRECTORS

The board of directors is responsible for defining and assessing the general strategy of the Company in the short, medium and long term; examining, approving and monitoring key financial decisions, including the dividend policy and capital structure; overseeing management of the company operations; analyzing large investment projects, transactions and asset sales; ensure the necessary resources for proper risk management; review and approve the financial statements prepared by the Senior Management; ensuring compliance with the law and self-regulation rules; monitoring the relationship with authorities and key market agents; keeping shareholders constantly informed; recruiting the chief executive officer and reviewing his or her performance, having powers to remove him or her and oversee his or her replacement, and assisting in the recruitment, assessment, development and compensation of the Company's senior executives, among other roles.

It is comprised solely of full members, who currently include Roberto Angelini (chairman), Jorge Andueza (vice-chairman), Marcela Achurra, Maurizio Angelini, Manuel Bezanilla, Juan Edgardo Goldenberg, Karin Jürgensen, Andrés Lehuedé and Francisco

León. All of them were elected at the Ordinary General Shareholders' Meeting held on April 28, 2021, for a three-year term. The positions of chairman and vice-chairman were appointed at the Board of Directors' Meeting held on April 29, 2021.

It is worth noting that of the nine members, seven were proposed by the controlling shareholder (AntarChile S.A.), one by Viecal S.A. and one by AFP Capital. On the other hand, and in accordance with article 50 bis of Law No. 18,046, the candidate proposed by the latter shareholder, Ms. Marcela Achurra, is an independent director. Meanwhile, under the criteria defined by S&P (methodology used by the DJSI indexes), Andrés Lehuedé, Juan Edgardo Goldenberg, Francisco León, and Karin Jürgensen, are independent.

During 2021, the members of the Board of Directors received a monthly compensation of 300 UF for the directors, 600 UF for the vice-chairman and 900 UF for the chairman, which were approved at the Annual Ordinary Shareholders' Meeting, in accordance with the provisions of article 33 of Law No. 18,046. It is important to note that none of its members was granted any other type of bonuses or rewards for their duties as Directors.



## COMMITTEE OF DIRECTORS

The Committee of Directors is responsible for proposing to the Board of Directors the names of the external auditors and private rating agencies, to be suggested and approved at the respective Ordinary Shareholders' Meeting, and periodically reviewing the reports submitted by the external auditors, the Company's financial statements, risk management reports, transactions with related companies, remuneration policies and compensation plans for managers, senior executives and employees, among other matters.

It is made up of three members, in accordance with article 50 bis of Law No. 18,046, who are elected among the members of the Board of Directors, ensuring that the Independent Director, who is appointed with the votes of the shareholders. It should be noted that its current members, Ms. Marcela Achurra González (Chairman), Ms. Karin Jürgensen Elbo and Mr. Juan Edgardo Goldenberg Peñafiel, were appointed at the Board Meeting held on April 29, 2021.

During 2021, each of the members of the Committee of Directors received a monthly compensation of 100 UF with the total budget amounting to 5,000 UF. Both amounts were approved at the Annual Ordinary Shareholders' Meeting, in accordance with article 50 bis of Law No. 18,046. It is important to point out that none of its members was granted any other type of bonuses or rewards for their duties in the Committee of Directors.

## ETHICS COMMITTEE

The Ethics Committee is responsible for advising on ethics; defining and promoting the values and behaviors promoted in the Code of Ethics; proposing updates and amendments to the Code to the Board of Directors; and supporting the Crime Prevention Officer in the different control activities carried out by the latter, mainly in the process of identifying and analyzing complaints that apply to the Prevention Model, the determination of investigations and potential sanctions in this regard.

It is currently made up of Juan Edgardo Goldenberg, José Tomás Guzmán and Eduardo Navarro, who were elected by the Board of Directors and ratified in their positions at the Board meeting of April 26, 2018.

## INFORMATION SECURITY COMMITTEE

The Information Security Committee is responsible for implementing the policies, regulations and procedures set out in the Information Security Model, and ensuring compliance with them.

It is currently made up of José Pablo Carvallo (Senior Business Development Analyst), Camilo Catalán (Senior Accounting Analyst), Pamela Harris (Corporate Affairs Assistant Manager), Rodrigo Huidobro (Administration and Finance Manager) and Hernán Villagrán (Information Security Officer), who were appointed by the chief executive officer.

## CRIME PREVENTION OFFICER

The Crime Prevention Officer is responsible for applying and overseeing proper operation of the Crime Prevention Model.

Currently, this responsibility falls on Paulina Liendo, from PL Compliance, who was appointed by the Company's Board of Directors at the meeting held on December 30, 2021, for a three-year term.

## ANTITRUST COMPLIANCE OFFICER

The Antitrust Compliance Officer is responsible for ensuring that the actions carried out in the Company comply with the laws, regulations and procedures in this area, and is also responsible for executing the tasks assigned in the Antitrust Manual, approved by the Company's Board of Directors. This role is currently performed by José Tomás Guzmán (secretary of the Board of Directors and legal counsel), who was appointed by the Board of Directors at the meeting held on March 28, 2019.

## RISK MANAGEMENT UNIT

The Risk Management Unit is responsible for complying with the Risk Management Policy, developing the necessary plans and procedures for the identification, evaluation, monitoring, control and mitigation of both internal and external risks, and reporting directly and every six months to the Board of Directors on the progress of its work. This task is currently carried out by a group of professionals from Deloitte, an external and independent auditing firm.

## INTERNAL AUDITING UNIT

The Internal Auditing Unit is responsible for evaluating the Company's internal control system and reporting directly and every six months to the Board of Directors on the degree of compliance with policies, regulations, rules, legal provisions or other legal requirements. This task is currently performed by professionals from KPMG, an external and independent auditing firm.

## EXTERNAL AUDITING UNIT

The External Auditing Unit is responsible for examining the Company's accounting, inventories, balance sheets and other financial statements, and submitting the consolidated financial statements, together with the respective audit report, to the Board of Directors for approval on a semi-annual basis. Currently, this task is performed by PwC, the auditing firm appointed by the Ordinary Shareholders' Meeting, in accordance with the provisions of Law 18,046 of Corporations, on April 28, 2021. It is worth mentioning that the Company has a policy that the audit manager, the responsible partner or the auditing firm must rotate with a minimum frequency of once every five years, in order to ensure their full independence and guarantee financial information transparency.





### III. Policies and Corporate Manuals

Empresas Copec has the following policies and corporate manuals in order to ensure effective and efficient management, and guarantee compliance with the law and self-regulation rules.

#### RISK MANAGEMENT POLICY

This document sets out a methodology to systematically recognize internal or external events that may pose risks to the achievement of business objectives, as well as to carry out their evaluation, mitigation and monitoring.

#### CRIME PREVENTION POLICY

This Policy sets out the guidelines on which the adoption, implementation and operation of the Company's Crime Prevention Model is based, in accordance with provisions of Law No. 20,393 on Criminal Liability of Legal Entities and all its amending laws. It is worth mentioning that the Model was recertified in 2020, for a two-year period.

#### MANUAL FOR HANDLING INFORMATION OF INTEREST TO THE MARKET

This Manual sets out the provisions related to the use and/or disclosure of inside information, the reporting obligations regarding transactions and holding of Company shares in accordance with article 12 of the Corporations Law, and the prohibitions to carry out transactions in certain periods in order to ensure a correct

symmetry in the access and use of public information. This document is mandatory for directors, chief executive officer, managers, senior executives, employees and advisors with access to inside information, and external auditors of the Company.

#### CODE OF ETHICS

This Code outlines the basic obligations that the Company's employees should consider in their behavior, in order to ensure good ethical conduct.

#### WHISTLEBLOWING CHANNEL

This communication channel allows any person to report, confidentially and anonymously, an act or event that constitutes a violation of Law No. 20,393 and its amending laws, a conduct that deviates from the principles established in the Code of Ethics, the Human Rights Policy or the Diversity and Inclusion Policy.

#### GENERAL POLICY AND ANTITRUST MANUAL

These documents govern and strengthen compliance with antitrust principles and standards, which must be followed and strictly protected by all members of the Company.

#### GENERAL TAX POLICY

This document guides those who are responsible for tax duties, so that they

are executed in a lawful manner, in the different jurisdictions in which the Company operates.

#### FINANCING POLICY

This Policy seeks to ensure that the Company's financing decisions comply with the criteria of financial soundness, optimal allocation of capital and strategic matching of cash flows, in order to ensure the long-term business continuity, maintain an appropriate capital structure and sustained growth over time, and maximize the Company's value.

#### GENERAL POLICY FOR HANDLING CONFLICT OF INTERESTS

This document aims to identify and regulate situations that constitute a potential conflict of interest for directors, executives, representatives, employees and advisors.

#### COMMUNITY CONTRIBUTION POLICY

This document sets out the criteria to ensure that the Company's contributions are made in accordance with its principles and values, and are for the direct benefit of the community.

#### SUSTAINABILITY POLICY

This document establishes the principles, guidelines and general directives that ensure that the development of the Company's activities is carried out under the highest sustainability standards.

#### HUMAN RIGHTS POLICY

This Policy brings together the principles guiding the behavior of each member of the Company, for the business to be conducted under high standards on corporate social responsibility, transparency and respect among people.

#### DIVERSITY AND INCLUSION POLICY

This Policy sets out the basic principles by which the Company and its employees must be guided in order to promote a diverse and inclusive organizational culture and work environment.

#### INFORMATION SECURITY GENERAL POLICY

This policy sets out general criteria and guidelines on Information Security and guides the actions taken in this regard to be in line with the business objectives.





## IV. Corporate Governance Procedures

The Company has a number of practices and procedures in place to ensure the proper and efficient functioning of the Company's Board of Directors.

### PROCEDURE FOR INDUCTION OF DIRECTORS

The induction process for new Directors joining the Company is aimed at ensuring that they know and understand the business, risks, policies, procedures, main accounting criteria and the current and applicable legal framework.

### TRAINING PROCEDURE FOR THE BOARD OF DIRECTORS

The training procedure sets out that Directors are required, at least once a year, to update their knowledge of best corporate governance practices; main local and international progress in areas including inclusion, diversity and sustainability reporting; risk management; conflicts of interest; and national and international jurisprudence regarding duties of care, confidentiality, loyalty, diligence and disclosure.

During 2021, the members of the Board of Directors attended the following sessions:

- ▶ The constitutional process: Development and implications.
- ▶ Big Data and Digitalization: Big Challenges, Big Opportunities.
- ▶ Antitrust: New trends and their impact on Board of Directors.
- ▶ Draft Law on economic crimes amending Law No. 20,393 on criminal liability of legal persons.
- ▶ Taxes, what to expect in Chile and in the world.

### POLICY FOR HIRING ADVISORS TO THE BOARD OF DIRECTORS

This Policy sets out that the Board of Directors may hire advisors on accounting, economic, tax, financial, investment, legal matters or on those on which it deems it advisable to obtain the opinion of an expert. To this end, any Director may propose hiring advisors, which shall be evaluated based on technical and suitability considerations, and approved or rejected by a simple majority.

### DIRECTOR APPLICATION POLICY AND PROCEDURE

This document sets out the deadlines for any natural person who is a free administrator of his/her assets to apply for the position of Director of the Company, as well as the information that must be submitted in order to formalize his/her intention.

### MANUAL FOR THE ANALYSIS AND EVALUATION OF INFORMATION OF INTEREST TO THE MARKET.

This Manual sets out the mechanisms to facilitate the analysis, detection and evaluation of the sufficiency, timeliness, relevance and ease of understanding of the information provided by the Company to the market.

### REPLACEMENT PROCEDURE FOR THE CHIEF EXECUTIVE OFFICER AND SENIOR EXECUTIVES

This procedure outlines the Company's operating mechanism in the event of absence, resignation, replacement or other circumstances of removal of the chief executive officer and/or senior executives.

### COMPENSATION, SEVERANCE PAY AND INCENTIVE POLICY AND GUIDELINES FOR MANAGERS AND SENIOR EXECUTIVES

This document sets out guidelines for aligning the compensation of senior executives with the Company's management quality and priorities.

### SELF-EVALUATION PROCEDURE

This procedure considers carrying out an individual, private and confidential consultation every two years with each of its members regarding issues such as the operation, behavior and management of the Board of Directors.

### INFORMATION SYSTEMS FOR DIRECTORS

The Board of Directors has a technological platform for storing and backing up the minutes and documents of each of the meetings for the past five years, allowing its members to access them securely, remotely and at all times. In addition, the Board of Directors has an online technological system allowing digital and encrypted signature of these documents.

## V. Stakeholders

The Company's main Stakeholders include investors and financial analysts, civil society, regulators, media and government agencies. They were identified through the AA1000 Stakeholder Engagement Standard methodology, which considers the level of Influence, dependence and tension.

## VI. Communication Channels

Empresas Copec has a number of channels to minimize information asymmetries and facilitate the regular delivery of timely, transparent, truthful and representative information to all its stakeholders.

### INVESTOR RELATIONS AREA

This area is responsible for assisting and guiding investors and analysts on the behavior of markets and business performance, making periodic financial reports, and attending national and international conferences.

### WEBCAST

This system, used by the investor relations area, allows investors to connect to the earnings reports releases via the Internet and make online inquiries.

### EARNINGS INSTITUTIONAL VIDEO

In this quarterly video, the chief executive officer analyzes the Company's financial scenario and provides a strategic overview of the main developments, milestones and challenges.

### CORPORATE AND INVESTOR WEBSITE

The corporate website and the website for investors provides key, up-to-date information and grant access to documents such as the Company's bylaws, minutes of Shareholders' Meetings, financial statements, annual reports, sustainability reports, earnings reports, news, list of analysts that cover the Company, manuals and corporate policies.

### SOCIAL MEDIA

Empresas Copec has two social media networks: LinkedIn and a YouTube channel. On the latter, all the Company's official videos are posted, as well as live broadcasts, such as the 2020 and 2021 Shareholders' Meetings. Meanwhile, on LinkedIn, publications are shared that report on developments, milestones and relevant news of the Company and its subsidiaries.

### CORPORATE MAGAZINE

This corporate magazine is issued digitally every four months to provide information on the different initiatives developed by Empresas Copec and its subsidiaries, investments and articles of general interest, reaching local and global coverage.


### INTERNAL MEDIA

These bi-directional channels aim to keep Empresas Copec's employees informed in an efficient, transparent and timely manner. They include the corporate newsletter, strategic alignment meetings, conversations, internal statements and dialogues to address contingent issues. Additionally, we are working on the development of an intranet, which is expected to be available to employees during the first half of 2022.





# Board of Directors



1



2



3



4



5



6



7



8



9

\* Members of the Directors Committee

1

**Roberto Angelini**  
Chairman  
Industrial Engineer  
5.625.652-0  
Chilean  
Since April 29, 1986

2

**Jorge Andueza**  
Vice-Chairman  
Civil Engineer  
5.038.906-5  
Chilean  
Since April 27, 2011

3

**Manuel Bezanilla**  
Director  
Lawyer  
4.775.030-K  
Chilean  
Since April 27, 2016

4

**Karin Jürgensen\***  
Director  
Commercial Engineer  
7.368.458-7  
Chilean  
Since April 28, 2021

5

**Marcela Achurra\***  
Director  
Lawyer  
9.842.299-4  
Chilean  
Since April 28, 2021

6

**Juan Edgardo Goldenberg\***  
Director  
Lawyer  
6.926.134-5  
Chilean  
Since April 27, 2005

7

**Maurizio Angelini**  
Director  
Architect  
13.232.559-6  
Chilean  
Since April 28, 2021

8


**Andrés Lehuedé**  
Director  
Commercial Engineer  
7.617.723-6  
Chilean  
Since April 25, 2018

9

**Francisco León**  
Director  
Civil Engineer  
6.655.380-9  
Chilean  
Since April 25, 2018




# Senior Management



1



2




3



4



5



6



7



8



9

1

**Eduardo Navarro**  
Chief Executive Officer  
Commercial Engineer  
10.365.719-9  
Chilean  
Since October 1, 2003

2

**José Tomás Guzmán**  
Corporate Counsel and  
Secretary of the Board  
Lawyer  
6.228.614-8  
Chilean  
Since May 28, 2008

3

**Rodrigo Huidobro**  
Chief Financial Officer  
Industrial Engineer  
10.181.179-4  
Chilean  
Since August 16, 2004

4

**Jorge Ferrando**  
Chief Development Officer  
Industrial Engineer  
12.059.564-4  
Chilean  
Since August 16, 2004

5

**Cristián Palacios**  
Director of Finance and IR  
Commercial Engineer  
13.234.980-0  
Chilean  
Since August 1, 2017

6

**Pamela Harris**  
Director of Corporate  
Affairs  
Industrial Engineer  
14.119.104-7  
Chilean  
Since March 2, 2018

7

**Francisca Riveros**  
Director of  
Communications  
Journalist  
13.635.013-7  
Chilean  
Since May 2, 2019

8

**Sebastián Dittborn**  
Director of Business  
Development  
Civil Engineer  
13.472.228-2  
Chilean  
Since June 3, 2019

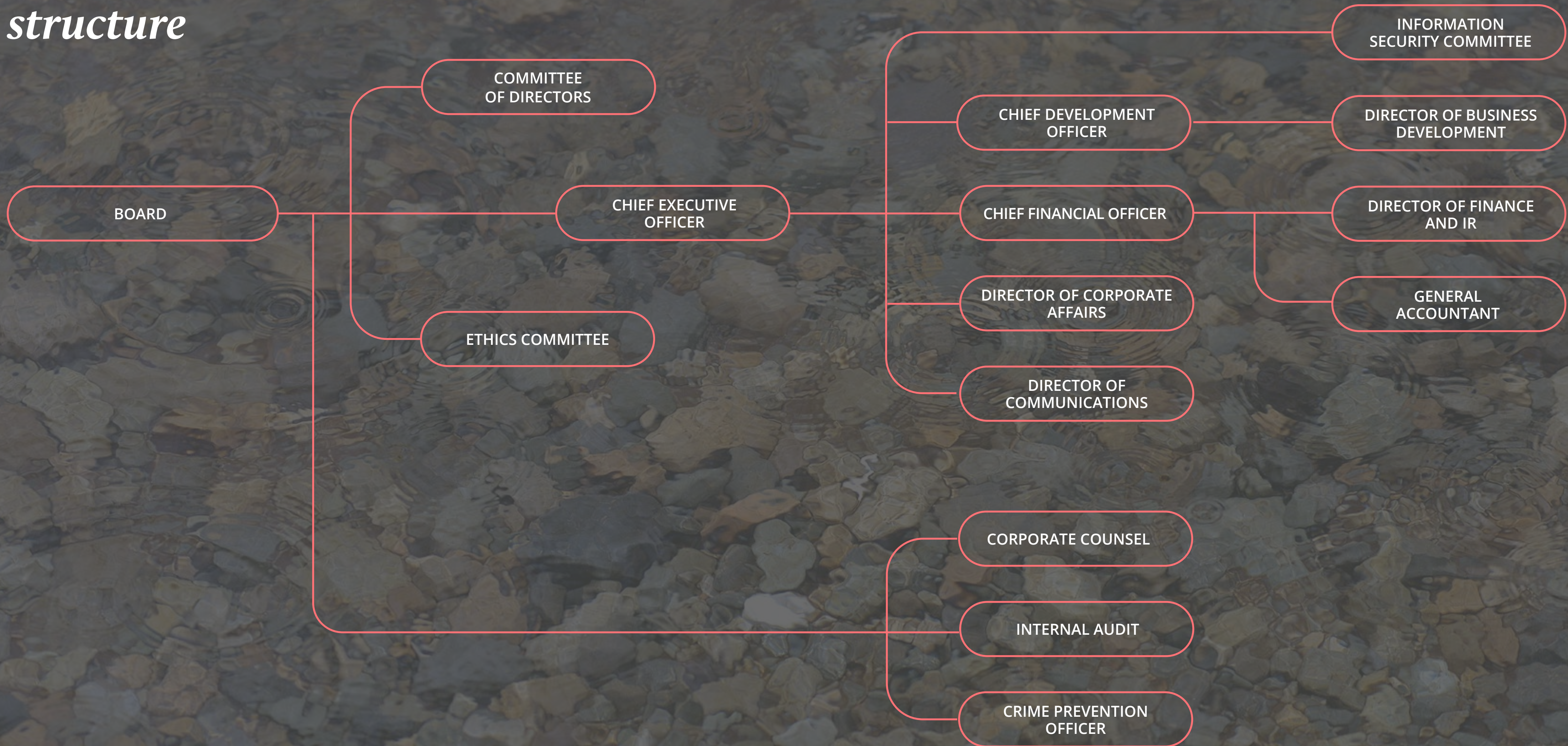
9

**Ricardo Vargas**  
General Accountant  
Accountant Auditor  
8.547.497-9  
Chilean  
Since January 31, 2005





# Administrative structure





# Sustainable Management

Empresas Copec and its subsidiaries are firmly committed to operating responsibly and in harmony with the environment. Thus, most of the initiatives, investments and protocols defined and implemented seek to guarantee the development and well-being of the country and its people in the environmental, social and economic spheres.



## Environmental Management

During 2021, the Company and its subsidiaries invested US\$ 62.7 million in environmental improvements, up 9.3% from the previous year. These included expenditures made by ARAUCO for the implementation of various environmental improvements at its plants, energy optimization, and hazardous liquid and non-hazardous solid waste control and management. Copec, for its part, continued to renew its firefighting network and install effluent and wastewater treatment plants at its service stations. Terpel, in Colombia, implemented preventive programs in its washing services, in order to take care of the level and characteristics of the liquid waste generated in this process, and, in Peru, began a plan to replace the boilers of the lubricants plant in order to switch the fuel used in their operation from petroleum to liquefied gas. Abastible, meanwhile, installed clean points for waste segregation in all its storage and packaging plants, incorporating warehouses for hazardous and non-hazardous waste. Finally, Orizon began the manufacture and assembly of a deodorizer for treating odors with seawater at the Coquimbo plant, which is expected to be completed in early 2022.

In addition, the subsidiaries carried out a number of initiatives to protect the

environment and ensure sustainable management of their resources. Along these lines, they promoted various programs that seek to promote the use of clean energy and reduce energy and water consumption, as well as the generation of polluting emissions and waste.

In terms of energy management, ARAUCO produces clean, renewable energy from forest biomass to supply itself, with the surplus from its industrial plants being supplied to the energy grid in the countries in which it operates. The company is one of the leading non-conventional renewable energy (NCRE) generators in Chile, with an installed capacity of 606 MW, enabling it to supply 219 MW to the National Electric System (SEN). It also has an installed capacity of 82 MW and 8 MW to be supplied to the energy grid in Argentina and an installed capacity of 91 MW and 50 MW to be supplied to the energy grid in Uruguay, operated through a joint operation with the Swedish-Finnish company Stora Enso. In 2021, the company generated a total of 755 GWh of net surplus, 3% less than in 2020, as a result of lower availability of generation plants.

For its part, Copec promotes the use of non-conventional renewable energies and energy efficiency systems in its service

## ThUS\$ 62,668

of environmental  
investment during 2021

stations by incorporating wind energy, photovoltaic panels, solar thermal panels and geothermal energy in its facilities.

Arcoprime, meanwhile, continued with its Clickie project, which seeks to contribute to the energy efficiency of its convenience stores through the management of refrigeration systems and changes in lighting, among others.

Terpel began implementing a platform for monitoring environmental indicators, enabling each business area to record its consumption of energy, water, fuel for operations and waste generation. This platform also enables the company to monitor environmental legal compliance activities and all those associated with the environmental management system for risk prevention. In addition, the company installed solar panels at the Buga, Mulaló, and Villa del Rosario plants, and at the service stations located in Recreo, Montecristo, and Vallenata. By 2022, the company plans to incorporate 15 additional installations.

Abastible, for its part, has set itself the goal of reducing the electricity consumption of its facilities by 5% compared to 2020. To date, the Maipú and Lenga plants have recorded a reduction of 1.2% and 12%, respectively.





Norgas documented its environmental policy and carried out an environmental audit to ensure compliance with regulations. It also updated its energy efficiency program.

Orizon defined its Energy Policy to set objectives and goals to continuously improve its energy performance, support the acquisition of energy-efficient products and services, and design projects that contribute to improved energy performance, among others. In 2022, the company will begin its transition to the incorporation of renewable energies in its plants, thanks to an agreement with the subsidiary EMOAC, which will ensure that all consumption is generated by wind, solar and geothermal energy, among others.

Golden Omega was awarded the international Green-e certification, which certifies that all the electricity consumed

in the production plant comes from renewable sources. In this way, the company became the first in the Omega 3 industry worldwide and the second in Chile to obtain this certification. In addition, together with Abastible, the company implemented an energy solution at its Arica plant to produce industrial steam, replacing the oil used with liquefied gas and incorporating technologies that will reduce CO<sub>2</sub> emissions by 31%; 51% of NO<sub>x</sub>, 99% of SO<sub>x</sub> and 93% of particulate matter.

As a result, consolidated energy consumption reached 1,009,782 MWh.

### 2021 ENERGY CONSUMPTION<sup>1</sup>

	MWh
Fuel consumption - Non-renewable	746,759
Fuel consumption - Renewable	161
Purchases of energy for electricity, heating, cooling and steam	189,831
Power generation for electricity, heating, cooling, and steam	73,030
(-) Sale of energy for electricity, heating, cooling and steam	0
<b>Total energy consumption</b>	<b>1,009,782</b>

<sup>1</sup> It does not include the information of ARAUCO since it was not available at the date of publication of this Annual Report.





ARAUCO's water management strategy is structured around four pillars: Knowing, that is, promoting knowledge about watersheds, forests and plantations in its heritage, mainly through scientific research conducted by Bioforest; Managing, this involves planning or developing and monitoring to avoid affecting water quality and collaborating with the supply of neighboring communities; Contributing, a pillar that seeks to improve the supply of drinking water in neighboring communities; and Developing a variety of communication actions, including training, seminars and scientific tours, among others, to inform about initiatives and projects focused on water conservation, in addition to providing information to employees, contractors, neighbors, academy, NGOs, authorities and the public in general.

In Argentina, ARAUCO carries out actions to recover watersheds and other critical or sensitive areas associated with steep slopes, springs and watercourses and/or biological corridors necessary to provide continuity and avoid fragmentation of the landscape.

In addition, the company has extensive forestry assets that help regulate the water balance and facilitate the infiltration of precipitated water into aquifers. Moreover, forest plantations do not use irrigation water, unlike the main agricultural crops, which account for about 70% of national consumption.

Bioforest is also constantly monitoring the effects of climate change on watersheds and water flows, conducting research to address the effects of forestry management and designing tools to ensure water quantity and quality.

Abastible has set itself the goal of reducing water consumption at its facilities by 5% compared to 2020.

Norgas updated its program for the efficient use of water resources.

As a result, consolidated water consumption reached 5,826 thousand m<sup>3</sup>.

## 2021 WATER CONSUMPTION<sup>2</sup>

	thousand m <sup>3</sup>
(A) Withdrawal: Total municipal water supplies (or from other water utilities)	2,603
(B) Withdrawal: Fresh surface water (lakes, rivers, etc.)	3
(C) Withdrawal: Fresh groundwater	1,127
(D) Withdrawal: Sea water	2,093
(E) Discharge: Water returned to the source of extraction at similar or higher quality as raw water extracted (only applies to B and C)	0
<b>Total net fresh water consumption (A + B + C + D - E)</b>	<b>5,826</b>

<sup>2</sup> It does not include the information of ARAUCO since it was not available at the date of publication of this Report.





In terms of emissions management, ARAUCO is the first forestry company in the world to achieve carbon neutrality, that is, to ensure that the greenhouse gases it captures exceed its global emissions, generating a net surplus of 2,599,753 tons of CO<sub>2</sub>eq. The company also adheres to the Science Based Targets, a global initiative that seeks to encourage companies to adopt a science-based emissions reduction trajectory to limit the increase in global temperature, and to Race to Zero in the carbon neutral category, a COP26 global campaign to mobilize the leadership and support of companies, cities, regions and investors to achieve a healthy, resilient, fair and carbon neutral recovery that will create jobs, drive inclusive and sustainable growth, and reduce the risk of future shocks.

It is worth mentioning that the company's forest plantations are a key tool for climate change mitigation, as they capture carbon from the atmosphere at a rate of 100 to 200 tons of carbon per hectare, and three to five times more carbon per liter of water than native forests.

Coppec defined its climate change strategy and developed a plan that will enable it to achieve carbon neutrality by 2030. It also launched the Huella campaign, which will enable

Muevo's customers to offset their carbon footprint by contributing 50% of the cost and Coppec the remaining 50%.

Arcoprime will measure and manage its carbon footprint during 2022, and will carry out actions that will enable it to achieve carbon neutrality in its scopes 1 and 2 by 2030 and reduce the carbon footprint of scope 3 by 21% in 2026.

Terpel will reduce its scope 2 carbon footprint in Colombia by 10% by 2025 from 2020.

Abastible measured its corporate carbon footprint and identified climate change risks for the company.

Orizon switched from oil-fired boilers to liquefied gas in order to reduce emissions of PM10, NO<sub>x</sub>, SO<sub>x</sub> and CO<sub>2</sub>, measured its carbon footprint and defined reduction targets, and conducted a study of emissions and reduction of odorous particles.

Thus, the company's consolidated issuances were as follows:

### 2021 GHG EMISSIONS<sup>3</sup>

	tCO <sub>2</sub> eq
Direct Emissions (scope 1)	99,528
Indirect Emissions (scope 2)	54,424
Other Emissions (scope 3)	135,241

<sup>3</sup> It does not include the information of ARAUCO or Abastible since it was not available at the date of publication of this Report.





In terms of waste management, ARAUCO has a short-, medium- and long-term strategy for the recovery of industrial waste, where, through a number of strategic alliances, commercial agreements have been reached for different uses. Major non-hazardous industrial wastes from the pulp industry are ash, sand, solid wastes from the causticizing process, lime carbonate, sludge from effluent treatment plants and dirty bark. These recovered wastes or new by-products are mainly used to make concrete and cement, to improve soil and pH in forestry and agricultural land, and to make fertilizers and micro-fertilizers. Hazardous waste corresponds only to oil purchased from third parties, which is necessary for the company's operations.

In addition, the company recovers bark for use as biomass in cogeneration plants, and uses used oil as an alternative fuel for boilers.

Arcoprime developed and designed its sustainability strategy for the next five years, defining specific actions and goals in different areas. In terms of circular economy, the company has proposed to develop during 2022 the implementation of waste management and the REP Law compliance management plan. In addition, it is working to incorporate in advance changes required by the Single-Use Plastics Law, reuse or refill models in the beverage category, and reuse or return in the beverage and food category, and to avoid food waste in stores.

Arcoprime, meanwhile, has set itself the goal of achieving Zero Waste by 2029. To this end, it is carrying out an annual operational audit in its stores and service

stations to ensure that no polluting actions are carried out and that the waste generated is treated in accordance with current environmental regulations. To date, 37 Pronto stores have recycling systems for different types of waste, the capacity of garbage and recycling containers has been increased in 24 stores, the segmentation of waste has been simplified for customers, new games made of recycled plastic from water cans have been installed in the children's area, a more sustainable packaging proposal has been incorporated, and coffee cups, made of polypaper material, have been changed to plastic-free, recyclable, biodegradable and industrially compostable cups.

On the other hand, Arcoprime maintains its alliance with Red de Alimentos, so that food that is not sold in its stores and that is still fit for human consumption is delivered to those who need it most.

Terpel has an Integrated Waste Management Program whose objective is the proper management of hazardous and non-hazardous waste generated at its facilities, ensuring proper separation at the source, adequate temporary storage and proper disposal, so as not to endanger human health, not to contaminate the environment and to comply with current environmental regulations. In addition, the company purchased six new treatment plants for domestic wastewater generated at service stations, in order to reuse the treated water for irrigating green areas in the company's facilities, and continued with the program for returning usable waste.



At Abastible, Norgas, Duragas and Solgas, the waste with the greatest potential impact on the environment is generated by cylinder maintenance and painting activities, which are disposed of by authorized environmental managers in accordance with current environmental regulations.

In addition, Solgas carried out a socially focused recycling culture program, which consisted of delivering its electrical and electronic waste to ANIQUEM, Asociación de Ayuda al Niño Quemado (Association for Aid to Burned Children). Norgas incorporated color codes into its processes for the correct separation of waste, as established in Resolution No. 2,184 of the Colombian Ministry of the Environment, and signed an agreement with companies for the management of post-consumer waste.

Orizon, for its part, is implementing programs to reduce waste generation and increase the percentage of recyclable waste. Thus, certain non-

hazardous industrial waste, such as scrap metal, cardboard, plastics and wood, are recycled and incinerated (with energy recovery) as established in its Environmental Management Program. In addition, Orizon is part of the Clean Production Agreement (APL) and, together with other fishing companies in the area, participates in beach cleanup activities, contributing to a waste-free environment and raising awareness in neighboring communities about aquatic environmental protection issues.

#### 2021 HAZARDOUS WASTE<sup>4</sup>

	in tons
Incineration (with energy recovery)	741
Incineration (without energy recovery)	235
Transfer to a landfill	283
Preparation for reuse	134
Recycling	229
Other recovery operations	146
Other non-recovered destinations (e.g., Safety Landfill)	225,580
<b>Total</b>	<b>227,347</b>

#### 2021 NON-HAZARDOUS WASTE<sup>4</sup>

	in tons
Incineration (with energy recovery)	177
Incineration (without energy recovery)	0
Transfer to a landfill	3,523
Preparation for reuse	146
Recycling	3,926
Other recovery operations	7,776
Other non-recovered destinations (e.g., Safety Landfill)	480
<b>Total</b>	<b>16,027</b>

<sup>4</sup> It does not include the information of ARAUCO since it was not available at the date of publication of this Report.

In terms of preserving ecosystems and safeguarding biodiversity, the Company's subsidiaries invest in various preservation programs and in the development of research studies. For example, ARAUCO maintains its commitment to non-substitution and conducts monitoring of flora and fauna, censuses of endangered species, protection zones, and the identification, management and monitoring of High Conservation Value areas. These areas are among to the most critical and significant sectors and are categorized according to their biological, ecosystem services and cultural attributes. Currently, the company has High Conservation Value Areas distributed in 133 thousand hectares of heritage, 36 biological and 131 social, cultural or religious.

Meanwhile, Copec and Terpel subsidiaries have biodiversity protection programs designed under the highest safety and control standards, and whose main purpose is to minimize the impact that fuel storage and distribution processes could have on the environment. Thus, since 2018, Copec and the Kennedy Foundation have implemented a project for the recovery and conservation of the La Chimba wetland, a four-hectare ecosystem located in the northern sector of the city of Antofagasta, and the El Bato wetland in the Quintero district.



## Value Chain Management

Empresas Copec and its subsidiaries have policies and procedures aimed at delivering fair and timely payment to its suppliers, in addition to ensuring selection processes prioritize the criteria of usefulness, quality, timeliness and budget.

Abastible, for example, implemented a supplier performance evaluation tool considering the level of technical, deadline and price compliance in the company's projects. It is estimated that in 2022 it will have available a system for classifying installers according to criteria of risk, quality, execution times, among others, in order to have a better categorization by segment and type of project, as well as to reinforce the quality of service.

Meanwhile, ARAUCO's policy is to prioritize the sourcing of supplies, spare parts, equipment, raw materials and some services primarily from suppliers in the areas where it carries out its forestry and industrial operations.

Furthermore, ARAUCO, Copec and Abastible carry out various training and awareness-raising activities in the areas of health and safety, environmental management and regulatory compliance for contractors.

In addition, Copec and Terpel promote among their concessionaires the implementation of continuous improvement projects in areas such as service quality, customer experience and service protocols, safety, attendant management, image and relations with the service station environment, among others.

Copec also has the Copec Academy, an initiative that seeks to provide training

to people who work at service stations and convenience stores in the skills required to perform their role; to provide a solid foundation for workers and their families to complete their high school education and achieve digital literacy; to offer higher education, vocational training and entrepreneurship development programs to service station, lubricant and convenience store workers and their families, and to build and promote educational programs aimed at the families of those who work at the points of sale and the community surrounding the service stations. In addition, Copec, since 2019, promotes the Minimum Guaranteed Wage Plan, guaranteeing a monthly gross salary of Ch\$ 500,000 for all service station and Pronto y Punto store attendants.

Orizon, for its part, maintains a historical relationship of cooperation with the artisanal fishermen of the Coquimbo and Biobío regions, who provide 100% and 40%, respectively, of the raw material used in its production. In addition, the company allocates them a fraction of the quota based on their number of members and historical fishing volumes, and establishes fishing supply contracts for two years, with the possibility of renewal. It is worth mentioning that a significant proportion of artisanal fishermen are not creditworthy for traditional banking, which is why the company offers them advances for future deliveries, which are discounted in the invoicing.

During 2021, the following suppliers accounted for more than 10% of purchases:

Company	Supplier name	Percentage it represents
ARAUCO	No provider reaches that concentration	
Copec	Enap Refinerías S.A.	44.0%
	Chevron Products Company	11.0%
Abastible	ExxonMobil Sales & Supply Company	10.0%
	Gasmar S.A.	35.0%
Sonacol	Geogas Trading S.A.	17.0%
	Terracon Ingeniería y Servicios Ltda.	16.8%
Igemar	Ing. Construcción y Mantenión Industrial Aconcagua Ltda.	14.1%
	No provider reaches that concentration	
Inmobiliaria Las Salinas	Idom Ingeniería y Consultoría S.A.	20.1%
Alxar Internacional	Inversiones Alxar S.A	56.0%
	Arauco Servicios Aéreos Forestales Ltda.	27.0%
Inversiones Alxar	Empresas Copec S.A.	22.0%
	Carey & Allende	12.0%

Likewise, the subsidiaries have developed commercial and operational initiatives focused on improving the quality of the products and services delivered to their customers and consumers, as well as responding efficiently, timely and effectively to each of them.

In this line, Copec launched Full Copec, its own customer loyalty program for service stations, and created an alliance

with Puntos Cencosud for the exchange of points between the two programs. As of January 31, 2022 the Mundo Copec LATAM Pass program will end and a new alliance with LATAM Pass will begin, which consists of the bilateral transfer of miles for Full points and vice versa.

During 2021, the following customers accounted for more than 10% of sales:

Company	Client name	Percentage it represents
ARAUCO	No client reaches this concentration	
Copec	No client reaches this concentration	
Abastible	No client reaches this concentration	
Sonacol	Enap Refinerías S.A.	47.4%
	Copec S.A.	50.7%
Igemar	No client reaches this concentration	
Alxar Internacional	No client reaches this concentration	
Inversiones Alxar	No client reaches this concentration	



## People Management

Empresas Copec and its subsidiaries promote the creation of work environments based on values such as respect and honesty, as well as professional quality, training, teamwork and good interpersonal relations.

The Company is also firmly committed to the occupational health and safety of its employees, respect for human dignity, and the rejection of discriminatory attitudes based on race, religion, gender, age, sexual orientation, nationality, marital status, and disability.

At the end of 2021, the Company's individual staff was as follows:

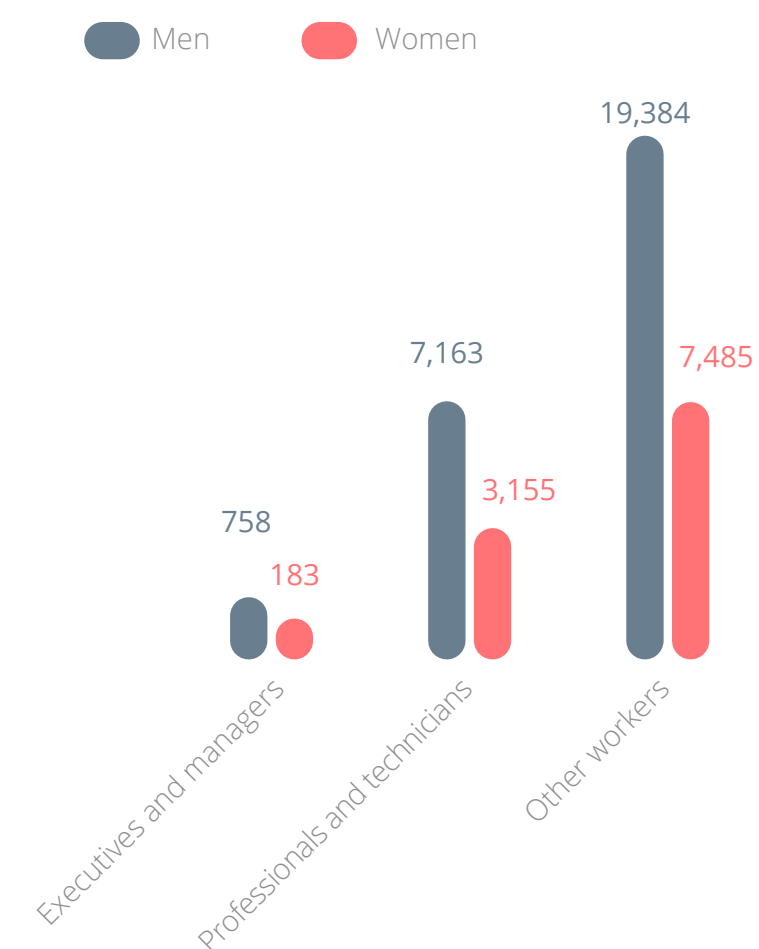
Number of people	Board	Senior Executives	Rest of the Organization
<b>Gender</b>			
Male	7	6	11
Female	2	2	10
<b>Nationality</b>			
Chilean	9	8	20
Foreign	0	0	1
<b>Age Range</b>			
Below 30 years	0	0	9
Between 30 and 40 years	0	1	4
Between 41 and 50 years	1	5	5
Between 51 and 60 years	3	2	0
Between 61 and 70 years	2	0	3
Above 70 years	3	0	0
<b>Seniority</b>			
Less than 3 years	3	2	8
Between 3 and 6 years	3	2	6
More than 6 years and less than 9 years	0	0	2
Between 9 and 12 years	1	0	1
More than 12 years	2	4	4

At the end of 2021, the Company's consolidated workforce was as follows:

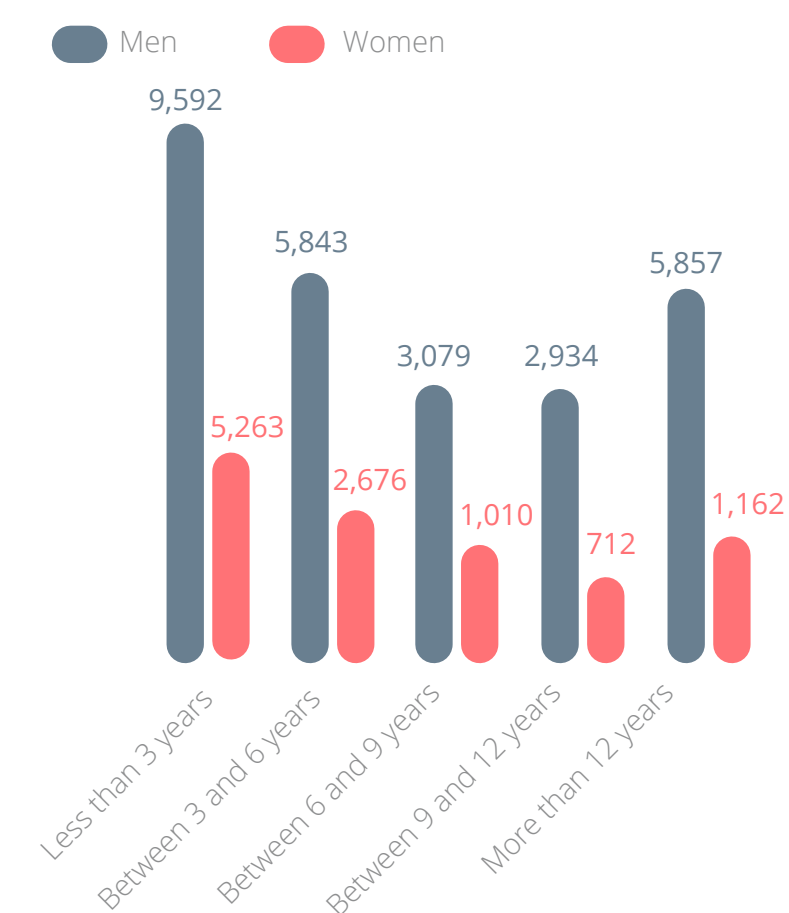
### HEADCOUNT BY NATIONALITY

Nationality	Men	Women	Total
Chilean	14,836	5,126	19,962
American	2,068	2,164	4,232
Colombian	2,383	1,002	3,385
Brazilian	2,567	318	2,885
Argentine	1,659	172	1,831
Peruvian	816	507	1,323
Panamanian	448	654	1,102
Ecuadorian	624	210	834
Mexican	642	118	760
Uruguayan	430	187	617
Venezuelan	327	195	522
Canadian	269	33	302
Haitian	89	72	161
Dominican	71	12	94
Bolivian	9	26	35
Other nationalities	67	16	83
<b>Total</b>	<b>27,305</b>	<b>10,823</b>	<b>38,128</b>

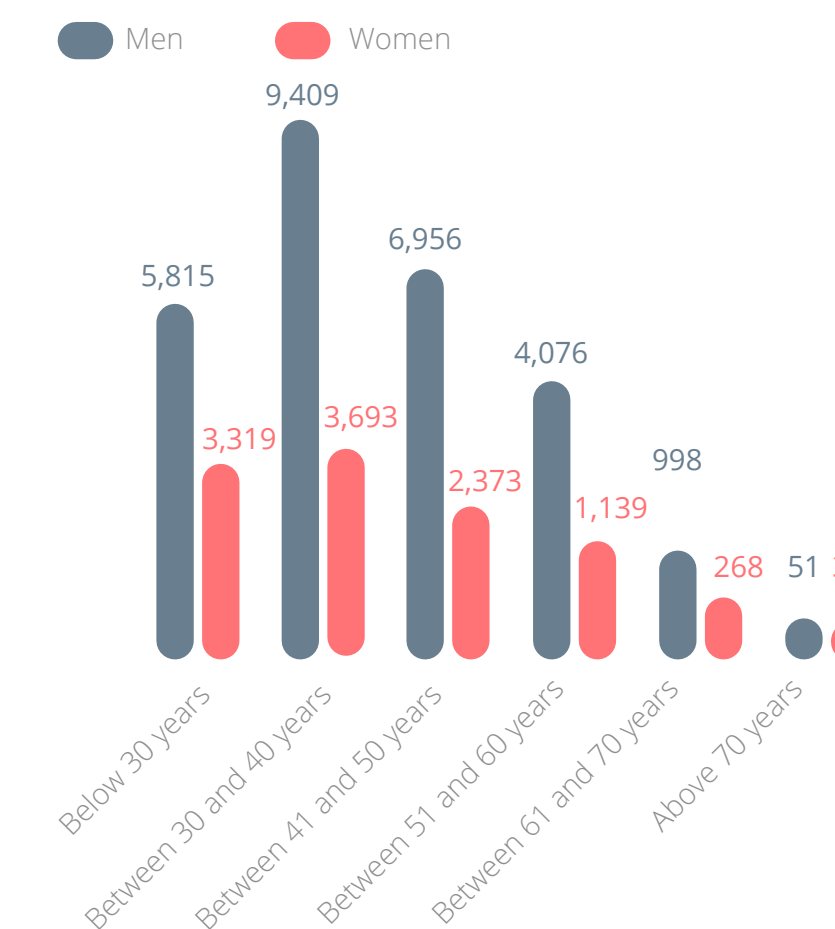
### HEADCOUNT BY TYPE OF POSITION 2021



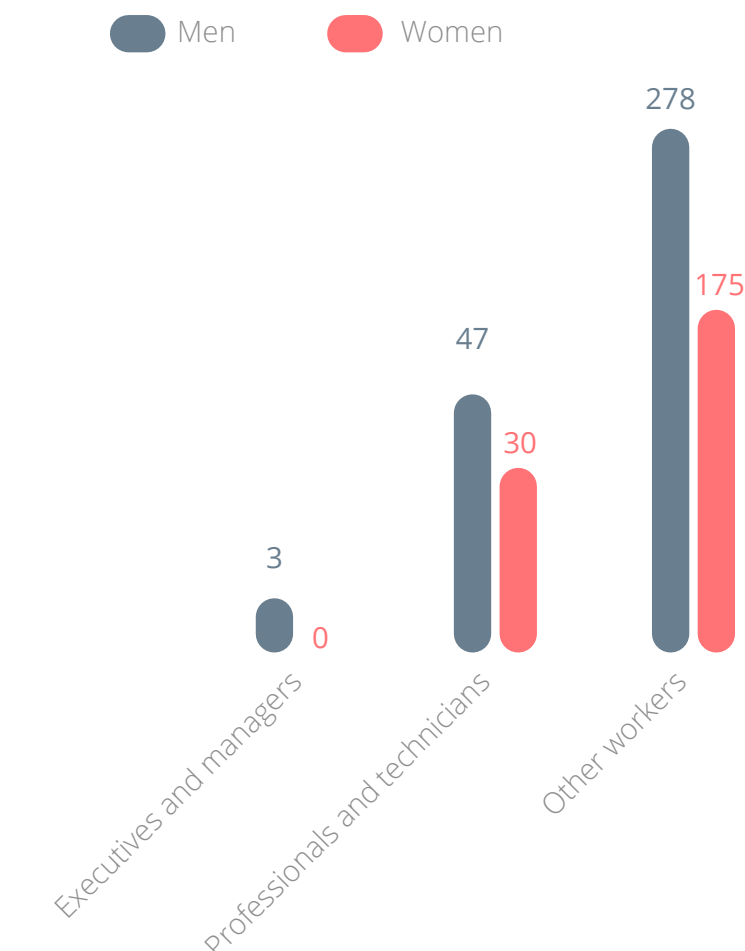
### HEADCOUNT BY SENIORITY IN THE COMPANY 2021



### HEADCOUNT BY AGE RANGE 2021



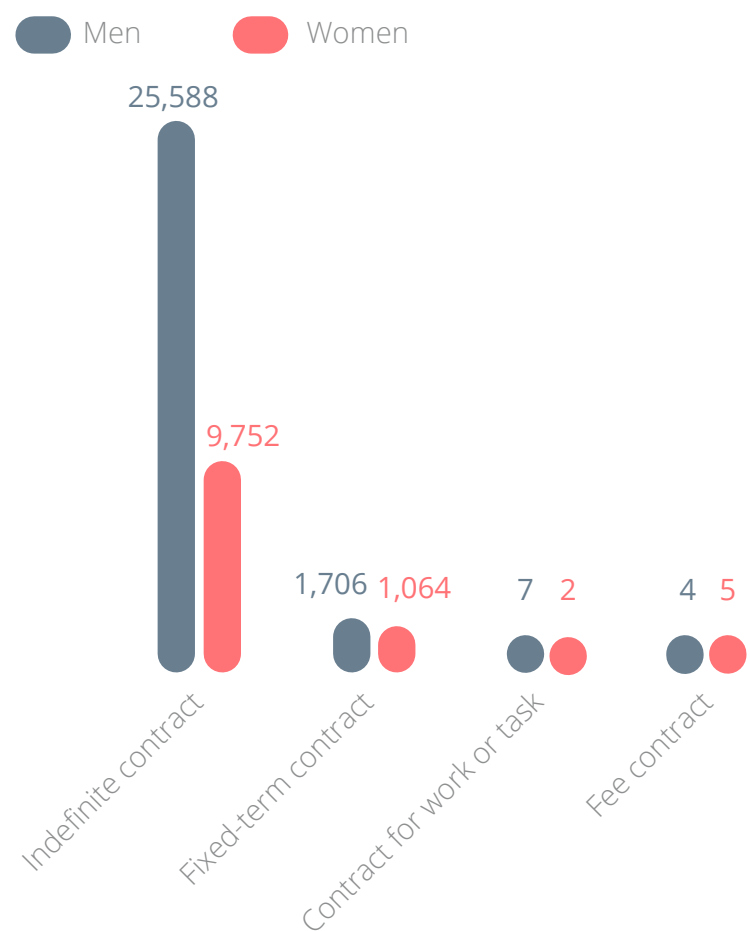
### PERSONS WITH DISABILITIES HIRED 2021



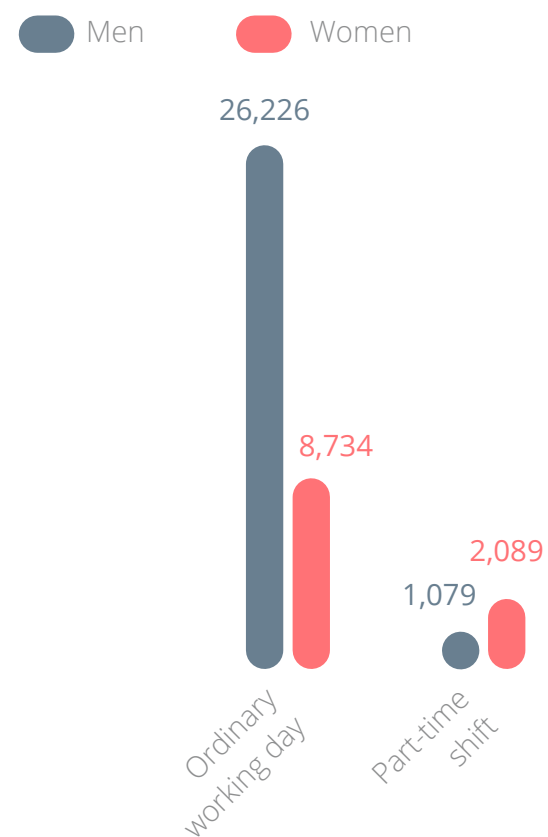


With regard to labor formality, the following stands out:

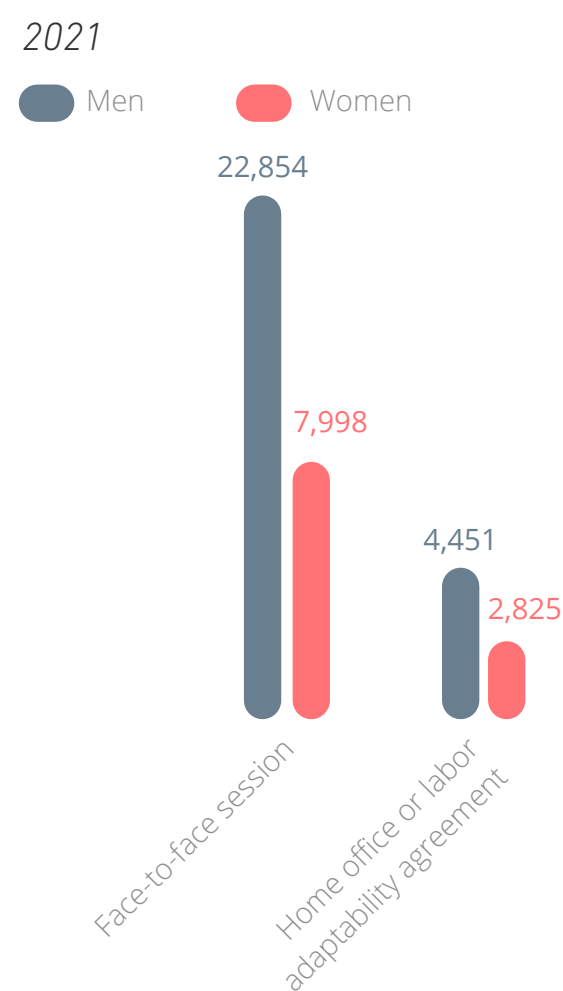
**HEADCOUNT FOR LABOR FORMALITY 2021**



**HEADCOUNT FOR LABOR ADAPTABILITY 2021**



**HEADCOUNT FOR LABOR ADAPTABILITY - HOME OFFICE 2021**



On the other hand, it is important to point out that during 2021, 92% of the consolidated workforce worked on a regular work day. Meanwhile, 19% carried out their work in a telecommuting format or with work adaptability agreements.





In terms of equity, it is worth noting that during 2021, both Empresas Copec and the Copec subsidiary released their Diversity and Inclusion Policy.

ARAUCO continued to implement its labor inclusion program, which promotes employment for people with disabilities and incorporates a benefits plan that reinforces the resources provided at the state level.

Abastible implemented a gamified course on unconscious bias for all employees through an e-learning platform. It also created the "Latam Women Leaders Network", aimed at promoting networking among the company's women leaders at the regional level, fostering social capital, efficiency and the training of leaders with a gender perspective. It also voluntarily adhered to the Ministry of Energy's "Energy + Women" Plan, which seeks to address gender gaps in the energy industry, so that women have a greater participation in the liquefied gas and fuels sector.

Terpel, meanwhile, has a campaign called "Without Labels", through which it carries out actions to raise awareness and train employees in diversity, equity and inclusion. The company has also been reviewing its internal processes in order to reduce the existence of possible unconscious biases and to quantify its level of diversity, inclusion and equity in order to define the best action plans. In addition, Terpel has continued working to engage diverse and vulnerable groups.

At the end of 2021, the Company's individual salary gap was broken down as follows:

**WAGE GAP**

Position	Men	Women	Medium Gap (%) <sup>6</sup>	Median Gap (%) <sup>7</sup>
General Manager	1	0	Not applicable	Not applicable
Managers	2	0	Not applicable	Not applicable
Deputy Managers	3	2	76.7%	77.3%
Heads	0	2	Not applicable	Not applicable
Analysts <sup>5</sup>	8	5	92.6%	90.7%
Secretaries	0	3	Not applicable	Not applicable
Office Boys	4	0	Not applicable	Not applicable

<sup>5</sup> Includes analysts from the finance, business development, sustainability and accounting departments, between zero and seven years of experience.

<sup>6</sup> Ratio of women's mean hourly gross wages to men's.

<sup>7</sup> Ratio of median gross hourly wage for women to men.

<sup>8</sup> It does not include the information on ARAUCO since it was not available at the date of publication of this Report.

In terms of occupational safety, Empresas Copec and its subsidiaries seek to promote safe work environments for people and the development of a culture of protection and safeguarding of life.

In this regard, noteworthy is ARAUCO's Occupational Health and Safety Model, aimed at promoting the creation and operation of teams in which employees are responsible for identifying the risks of their work and the best way to address them. At the same time, and for the same purpose, ARAUCO develops diverse prevention programs, in addition to implementing Corporate Operational Standards (EOC by its Spanish acronym) and key safety rules; strengthening leadership in safety; and carrying out audits aimed at confirming standards, processes and roles, and specific campaigns, among other initiatives.

Abastible has a People Safety Management System and a Process Safety Management System. The latter has been implemented in the four countries over the last four years, under a risk-based approach, in accordance with the OSHA 1910 standard. In addition, the subsidiary has an Integrated Transportation Emergency System, which seeks to prevent accidents in the gas transportation process and prepare the company for possible emergencies.

Duragas has a Road Safety Management Model, aligned with the pillars of ISO 39001.

Copec performs transversal analysis of safety gaps, investigates possible incidents and adopts concrete measures for a "zero fault" model. Regarding fuel transportation, the company has implemented digital systems to detect, through sensors, the level of drowsiness, distraction and micro-sleepiness of drivers.

In addition, Terpel seeks to prevent accidents and occupational illnesses and promote healthy living and working habits, such as self-care, timely reporting of health and safety news, and physical activity, through a safety system that seeks to design and implement procedures to prevent and control accidents and occupational illnesses, identify hazards, evaluate and control risk agents and factors, and ensure compliance with laws, rules and regulations.

Orizon has an occupational risk prevention program that includes inspections of unsafe conditions, behavioral observations, and actions to monitor and evaluate the activities carried out. The William Fine method was used to identify and evaluate risks.

**2021 OCCUPATIONAL SAFETY RATES<sup>8</sup>**

**3.5**  
Accident rate

**0.0**  
Fatality rate

**0.0**  
Occupational disease rate

**7.6**  
Average days lost per accident



Finally, it is important to note that Empresas Copec and its subsidiaries carry out training and career development programs and plans taking into consideration the specific needs of the industry and its context.

During 2021, 61% of the workforce was trained: 85% of the female workforce and 53% of the male workforce. A total of 513 thousand hours of training were given, which means that each employee received an average of 16 hours of training, and ThUS\$ 5,755 was disbursed.

In particular, Abastible launched and developed the first Trainee program, which was attended by employees from the operations, packaging and bulk, and energy solutions departments. The company also implemented a pilot project to make a training platform available to its contractors and reinforced its Aula learning platform for its employees, adding 31 new courses on transversal topics for the organization and others specific to each area. In addition, at the Maipú plant, the company started the implementation of a pilot training plan for 50 operators, which includes 70 hours of training in 28 weeks. Finally, as part of the renewal of the collective bargaining agreements, telework and co-responsibility benefits were incorporated, such as the extension of postnatal leave for fathers, paternal leave, maternal/paternal leave in the event of the death of a child, and gradual reinstatement for mothers.

Copec launched a new performance management program called "Crecer", based on the measurement of objectives and goals; the Líder Pro program, which seeks to strengthen the strategic,

learning, collaboration and development skills of people in charge of teams; the "Tu Reconocimiento" program, which recognizes and rewards exceptional behavior, contributions, efforts and/or results of employees; and the "Tus Puntos" program, through which employees receive points for their career in the company or for the fulfillment of certain activities to be exchanged for experiences or free time. In addition, the company implemented a corporate ethics program in order to strengthen a culture of ethics and compliance.

Terpel has a platform for administration and management of the virtual corporate university, another for virtual training with more than 400 contents in different technical and human areas, and a third one specialized in technology, innovation and human skills development. In addition, Terpel Schools is a training program aimed at direct employees, suppliers, franchisees, partners and customers, which seeks to raise awareness of its business lines and share best operational, commercial, safety and technical practices. Also, the company has a talent development program, which seeks to enable employees to acquire new skills, responsibilities and knowledge of other processes. To do so, the employee must assume all the responsibilities of another position, leaving his or her own for a certain period of time, in order to learn and prepare for that vacancy in the future.

In addition, Terpel has a succession plan, through which the company can identify successors for critical positions, skills development programs for senior and middle management, a program for the

development of commercial skills, and the "Semilleros" project, which seeks to train employees in technical and specific tools for a specific position, with the purpose of prepare them for future openings.

Solgas, for its part, implemented the Webdox platform for the management of employment contracts and another for better evaluation of professional competencies. It also implemented a leadership program and launched Cultura Power, an initiative that seeks to reinforce the company's values of doing things well, working as a team, ensuring safety and passion for clients and service, and achieving profitable growth.

Orizon has an annual training plan that aims to ensure that its employees develop the right skills for the competencies of their position and a special program to advise those of retirement age.







## Social Management

Empresas Copec and its subsidiaries seek to contribute permanently with concrete initiatives to improve people's well-being and their quality of life. Thus, they promote programs in education and support for neighboring communities and indigenous peoples.

# ThUS\$ 16,618

of social investment  
during 2021

During 2021, the companies maintained their alliances and collaboration networks with different institutions in the areas of health, education, entrepreneurship and community support.

Copec, as part of its "Copec at the Service of Chile" program, carried out the Hospitals initiative, which aimed to provide on-site recognition to all health personnel for their work during the pandemic. In this way, in 24 hospitals throughout Chile, attendants and representatives of Copec and Arcoprime personally thanked 50,150 health workers: nurses, TENS, doctors, personnel of different specialties, as well as security, administration and cleaning collaborators.

Abastible, for the second consecutive year, took part in Techo-Chile's "Chile Comparte Calor" campaign, committing itself to an initial donation of 4,500 gas refills. This contribution will go directly to families, community kitchens and camps throughout the country.

For its part, the ARAUCO Educational Foundation continued to design and implement teacher training programs in the Maule, Biobío and Los Ríos regions, with the goal of providing better development opportunities for children and young people. In this way, in its 32-year history, it has developed projects in 34 communities, benefiting 575 schools and 5,141 teachers who have served 101,940 children.

The Arauco, Constitución and Cholguán schools, which are open to the community and managed by the ARAUCO subsidiary, are recognized nationally each year for their performance and academic excellence.

In addition, the Terpel Foundation contributed to strengthening children's logical thinking and leadership, as well as stimulating their creativity, developing their communication skills and encouraging reading, so that new generations are able to break paradigms, innovate and create new realities in their environments. In 2021, through its various programs, the Foundation benefited more than 240 thousand students, 3,751 teachers and rectors, 356 parents and 192 educational institutions. In addition, through virtual and face-to-face instances, the Foundation continued working on strengthening basic skills in mathematics, language and leadership of children and young people in 24 departments of Colombia.

In addition, Empresas Copec and its subsidiaries provided funding to the Belén Educa Foundation, an institution that owns 12 educational establishments located in vulnerable districts of the Metropolitan Region, and which has more than 14 thousand students, to whom it offers a quality education.

Other initiatives are carried out with this same organization, such as the Tutoring Program, in which Company executives accompany a student for a whole year and convey the importance of continuing

their studies and becoming professionals; The Vocational Talks, in which executives visit a school of the Foundation and give a class to guide students in the process of choosing a career, and for the first time this year a Pilot Tutoring Program in English was carried out, with the aim that students in second and third grade have the opportunity to practice and enhance the learning of this language. In addition, the Anacleto Angelini Fabbri Scholarship is awarded annually to the most outstanding student of each school to finance his or her higher education.

The Copec-UC Foundation promoted applied scientific research, the creation of public-private alliances dedicated to research and development, and the dissemination of scientific and technological advances in the area of natural resources. During 2021, it carried out the Regular R&D&I Competition, awarding Ch\$ 207 million to two projects; the R&D&I Competition for Young Researchers, which brought together 25 initiatives from universities, research centers, companies and individuals from all over the country, and the Competition for Higher Education Students "Aplica tu idea", which awarded 10 projects aimed at solving relevant problems in the field of natural resources. In addition, there is a Private Investment Fund, supported by Corfo, which provides funding via capital to projects based on technological developments and with a strong growth potential.

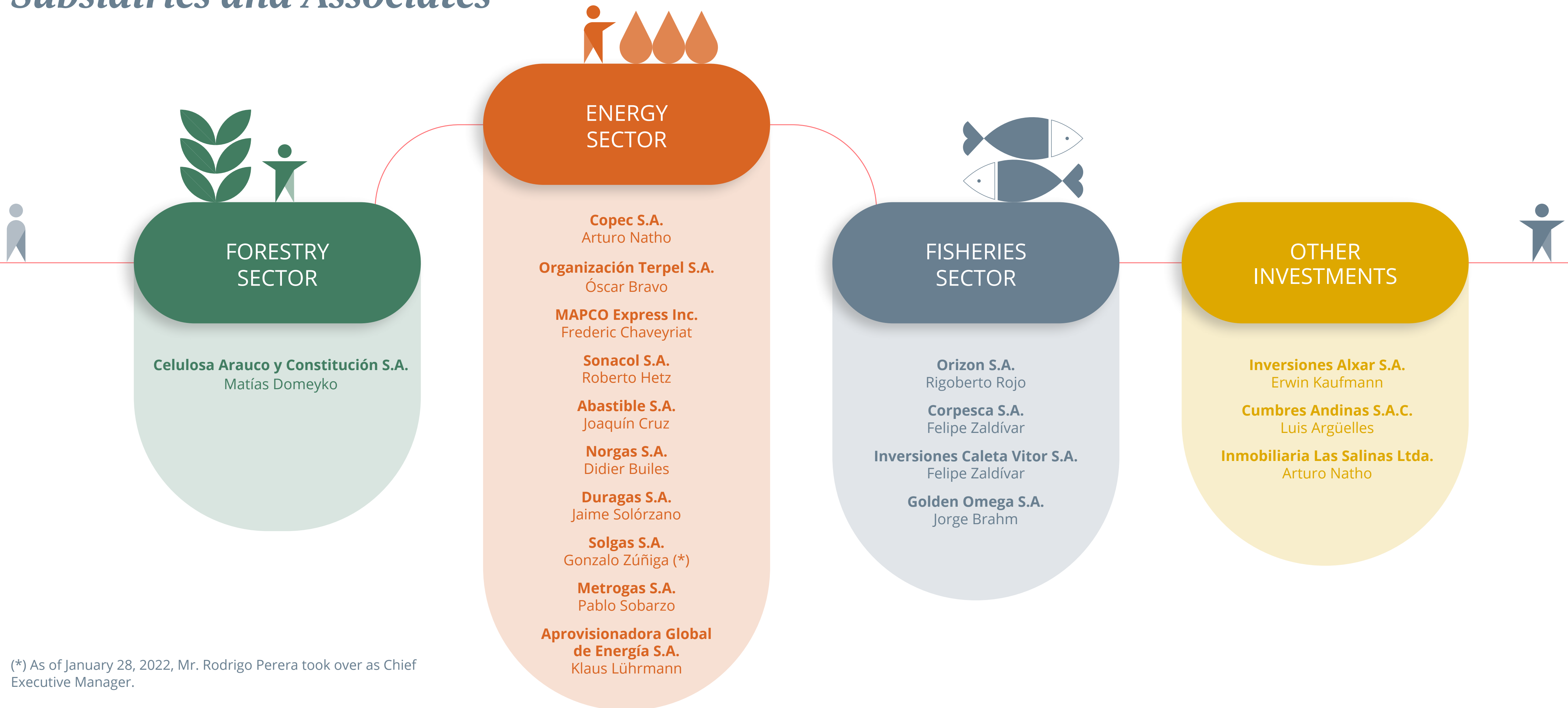
The UC Anacleto Angelini Innovation Center has encouraged meetings and interaction between academia and business, with the aim of generating knowledge and applied innovations that respond to the needs of the country. It is an open space in which all companies and enterprises that wish to promote a culture of innovation can participate.

Empresas Copec continued to support Enseña Chile, an institution in charge of selecting and training young professionals who wish to dedicate their first working years to educating in vulnerable schools, in order to build a network of agents of change capable of having an impact on the educational system.

Elemental, a do tank developed by Copec, the Pontificia Universidad Católica and a group of professionals to make the city a source of equity, with urban projects of public interest and social impact, carried out important projects focused on public spaces, buildings and housing.



# Senior Management of Main Subsidiaries and Associates



(\*) As of January 28, 2022, Mr. Rodrigo Perera took over as Chief Executive Manager.



# Consolidated *Financial Results*



As of December 31, 2021, income attributable to owners of the controlling company, net of minority interests, amounted to US\$ 1,781 million, US\$ 1,590 million higher than the result recorded as of December 31, 2020. This is mainly explained by an operating result higher by US\$ 1,649 million, added to a more favorable non-operating result by US\$ 460 million, partially offset by higher taxes by US\$ 463 million.

## GROSS MARGIN

The Company's gross profit increased 66.4%, to US\$ 4,696 million. This was mainly contributed by the subsidiaries ARAUCO, with US\$ 2,668 million; Copec, with US\$ 1,524 million; Abastible, with US\$ 365 million; Igemar, with US\$ 93 million, and Sonacol, with US\$ 47 million.

## OPERATING INCOME

Higher operating income stems, in part, from the forestry sector. ARAUCO's revenues increased as a result of higher prices in the pulp segment, partially offset by lower volumes during 2021. This is in addition to higher prices and volumes in the lumber and panel segments.

In the energy sector, results increased mainly in Copec Chile and Terpel, due to higher volumes, explained by lower

mobility restrictions and higher margins, largely linked to a positive effect from the revaluation of inventories, partially offset by a drop in MAPCO's results.

Meanwhile, Abastible recorded a lower operating result compared to the previous year, explained by a drop in the performance of its operations in Chile, Colombia and Ecuador, partially offset by an improvement in results in Peru.

## OTHER RESULTS

Non-operating income favorably compares to 2020 due to an increase in other income of US\$ 303 million, as a result of the sale of forestry assets in ARAUCO and Gasmar in Abastible, plus an increase in income from associates of US\$ 246 million, mainly explained by Alxar Internacional (Mina Justa) and Sonae. This was partially offset by the losses from the sale of Laguna Blanca, in addition to lower other income of US\$ 157 million, mainly due to a decrease in the revaluation of biological assets.



# Main Subsidiaries and Associates' Results



## FORESTRY SECTOR

### ARAUCO

ARAUCO reported income of US\$ 1,031 million, an increase of US\$ 1,005 million from the previous year. This is mainly explained by an operating income that was higher by US\$ 1,166 million, mainly associated with higher results in the pulp and timber businesses, in addition to a more favorable non-operating income of US\$ 201 million. Taxes increased by US\$ 361 million, as a result of both the higher income and the effect of the higher tax rate in Argentina on deferred taxes.

Consolidated revenues rose 34.2%, explained by higher sales in the pulp and timber segments. Sales in the pulp business rose 32.8%, due to prices that increased 47.8%, partially offset by a 5.1% drop in volumes sold. Meanwhile, revenues from the lumber business grew 35.3%, due to increases in prices and volumes of sawn lumber of 36.0% and 4.6%, respectively, added to increases in prices and volumes of panels of 21.3% and

8.2%. Unit selling costs for bleached long fiber rose by 8.5%, offset by a 1.2% and 1.0% drop in costs for raw long fiber and bleached short fiber, respectively.

There was a gain in non-operating terms, as a result of higher other income, mainly explained by the sale of forestry assets, together with lower financial costs, less unfavorable exchange differences and better results in associates, mainly in Sonae. This was partially offset by higher other expenses.





## ENERGY SECTOR

### COPEC

Copec recorded a profit of Ch\$ 297,238 million, higher than Ch\$ 88,201 million as of December 2020, explained by a higher operating result, added to a less unfavorable non-operating result. This was partially offset by higher taxes.

Consolidated EBITDA reached Ch\$ 733,407 million, up 87.4%, associated with higher volumes, as a result of greater mobility and dynamism of the economy, added to better margins, mainly explained by higher inventory revaluation, both in Chile and Colombia. There were increases in the EBITDA of Copec Chile and Terpel, partially offset by a fall in MAPCO.

In Chile, EBITDA rose 112.1% in local currency, associated with a 17.7% increase in volumes, with increases of 21.0% in the dealership channel and 13.5% in the industrial channel. In addition to the above, margins improved, explained in large part by a gain from the accounting effect of inventory revaluation. As of December 2021, market share in the liquid fuels market is 58.4%, unchanged from December 2020.

Terpel's EBITDA in local currency increased 112.8%, due to higher volumes, as a result of a lower effect of the pandemic on mobility and the economy, and better margins, associated with a favorable result for decalage, added to a good performance of the lubricants segment. Liquid fuels sales volumes rose 27.2% in consolidated terms, explained by increases of 28.5% in Colombia; 22.6% in

Panama; 18.2% in Ecuador; 54.1% in the Dominican Republic; and 47.8% in Peru. In the NGV business, volumes increased by 13.1% in Colombia and 5.5% in Peru.

MAPCO's EBITDA reached US\$ 56 million, lower than US\$ 75 million obtained as of December 2020, mainly as a result of lower margins in fuel distribution, which were particularly high the previous year. Physical sales totaled 1,985 thousand m<sup>3</sup>, an increase of 3.4%.

The consolidated non-operating result was less unfavorable, due to higher exchange differences, lower financial costs and better results in associates, mainly explained by Copec Aviation, which last year recorded a loss on bad debts.

### ABASTIBLE

Abastible reported a profit of Ch\$ 93,972 million, which compares favorably with the profit of Ch\$ 59,693 million reported the previous year. This was mainly due to a higher non-operating result, associated with the sale of Gasmar. This was offset by a higher tax expense and a lower operating result.

At the consolidated level, EBITDA decreased by 3.6%, reaching Ch\$ 129,791 million. There was a higher EBITDA in Peru and Colombia, with increases of 50.4% and 1.9%, respectively, in their respective currencies. This was offset by a decrease of 11.1% and 0.7% in EBITDA in Chile and Ecuador, respectively.

As of December 2021, liquefied gas volumes in Peru, Chile, Ecuador and Colombia rose 11.8%, 10.2%, 8.6% and 5.0% compared to the same period of the previous year, totaling 415 thousand, 556 thousand, 521 thousand and 243 thousand tons, respectively.

### SONACOL

Profit reached Ch\$ 23,035 million, higher than Ch\$ 17,638 million recorded as of December 2020. This is explained by an increase in the operating result, related to an increase in volumes, which rose 21.2% compared to 2020. It should be noted that Sonacol is currently classified as "assets held for sale" in Empresas Copec's balance sheet.

### METROGAS

Metrogas reported a profit of Ch\$ 46,850 million, lower than the Ch\$ 52,193 million profit recorded at the end of December 2020.

On the other hand, Agesa reported a profit of US\$ 22.6 million, 39.4% lower than the profit for 2020.





## FISHERIES SECTOR

### PESQUERA IQUIQUE-GUANAYE

As of December 31, 2021, Igemar recorded a profit attributable to owners of controlling interest of US\$ 9.5 million, which compares favorably with the loss of US\$2.9 million reported as of December 31, 2020. A higher operating result was recorded, as a result of an increase in the gross margin, partially offset by a more unfavorable non-operating result, mainly explained by higher other expenses and exchange differences. This is in addition to an increase in taxes.

During the period, prices of frozen fish, canned fish and fishmeal increased by 16.8%, 7.2% and 1.8%, respectively. This was partially offset by a 6.9% drop in fish oil prices.

A total of 38.3 thousand tons of fishmeal, 11.3 thousand tons of oil and 37.5 thousand tons of frozen fish were sold, representing increases of 0.8%, 32.3% and 38.7%, respectively. Meanwhile, 3.0 million boxes of canned fish were sold, representing a drop of 5.6% compared to the previous period.

Total processed fish reached 258.3 thousand tons, up 15.0% compared to 2020.

### CORPESCA Y CALETA VITOR

Corpesca recorded a loss of US\$ 17.0 million, lower than the loss of US\$ 34.8 million as of December 2020.

Physical invoiced volume of fishmeal was 82.7 thousand tons, representing a drop of 33.3% compared to 2020. Fish oil sales

reached 8.4 thousand tons, an increase of 75.6% compared to the previous year. With regard to prices, there was an increase of 6.9% for fishmeal, while the price of fish oil fell by 18.8%.

Caleta Vitor recorded a profit of US\$ 23.4 million as of December 2021, in line with the result of US\$ 23.2 million reported at the end of 2020. This is mainly explained by a higher operating and non-operating result, offset by higher taxes.

## OTHER INVESTMENTS

### ALXAR INTERNACIONAL (MINA JUSTA)

Alxar Internacional recorded a profit of US\$ 149.3 million, which compares positively with the loss of US\$ 12.3 million reported in the same period of the previous year. These results are framed in the context of the start-up of Mina Justa, Alxar Internacional's main asset. At Mina Justa, total sales reached 80.2 thousand tons of copper, with 75.5 thousand tons of concentrates and 9.7 thousand tons of cathodes. In turn, the material treated amounted to 734 million tons. The average cash cost for the year was 1.1 US\$/lb.

### LAGUNA BLANCA (MINA INVIERNO)

On December 29, Empresas Copec sold its 50% interest in Inversiones Laguna Blanca S.A. to Inversiones Ultraterra Limitada. Prior to this transaction, the Company provided sufficient financial

resources to enable Inversiones Laguna Blanca S.A. and its subsidiaries to comply with the obligations of the project closure plan and with all its environmental and other commitments.



# Statement of Financial Position



## ASSETS

As of December 31, 2021, consolidated current assets rose 5.4% compared to those existing as of December 31, 2020. This is explained by an increase in trade accounts receivable, mainly at ARAUCO and Copec. This was partially offset by a decrease in cash and cash equivalents at Copec, ARAUCO and the parent company Empresas Copec. In addition, it should be noted that available-for-sale assets fell with respect to year-end 2020, as a result of the disposal of Gasmar by Abastible.

Non-current assets rose by 0.4% compared to those recorded at the end of 2020. This is explained by an increase in property, plant and equipment, mainly in ARAUCO, as a result of the investments made in the MAPA project, and an increase in investments accounted for by the equity method in Alxar Internacional, explained by earnings from Mina Justa. This was partially offset by a decrease in biological assets at ARAUCO due to the sale of forestry assets, together with a decrease in intangible assets other than goodwill at Copec, essentially due to the depreciation of the Chilean peso, and lower right-of-use assets at ARAUCO and Copec.

## LIABILITIES

Total current liabilities rose 18.6% compared to year-end 2020. An increase in other non-financial liabilities was recorded as a result of the higher dividend provision, together with an increase in accounts payable at Copec and ARAUCO, and an increase in current tax liabilities at Copec, ARAUCO and Abastible.

Meanwhile, non-current liabilities decreased 4.3%, due to lower other financial liabilities at ARAUCO, Copec and the parent company Empresas Copec, partially offset by an increase at Abastible.

## EQUITY

The Company's equity rose 3.6% compared to December 31, 2020, primarily due to an increase in retained earnings, partially offset by a decrease in other reserves.

With regard to dividends, the Company paid in May 2021 a final dividend of US\$ 0.0485 per share, charged to the prior year's result. In October and November 2021, the Company paid interim dividends of US\$ 0.21 and US\$ 0.33 per share, charged to 2021 earnings.

Finally, at December 31, 2021, the book value of Empresas Copec shares was

US\$ 8.463 and earnings per share were US\$ 1.370.

## INVESTMENT PLAN

The Base Investment Plan for 2022 commits resources of approximately US\$ 1,867 million to the growth and maintenance of the Company's productive activities. Approximately 64.0% corresponds to the forestry sector, mainly due to the MAPA project, 32.9% to the energy sector, 2.7% to the fisheries sector and 0.4% to other activities.

## FINANCING

As of December 31, 2021, total consolidated financial debt amounts to US\$ 9,064 million, of which US\$ 695 million corresponds to short-term financial liabilities and US\$ 8,369 million to long-term financial liabilities. The subsidiary Celulosa Arauco y Constitución S.A. accounts for 64.9% of this amount, and its debt is mainly made up of obligations with the public issued in the United States and denominated in US dollars. The subsidiary Copec S.A. accounts for 20.6%, and its financial debt is mainly bank debt. Meanwhile, 9.5% of the consolidated debt is issued by the parent company Empresas Copec S.A. and consists of obligations with the public and bank debt.



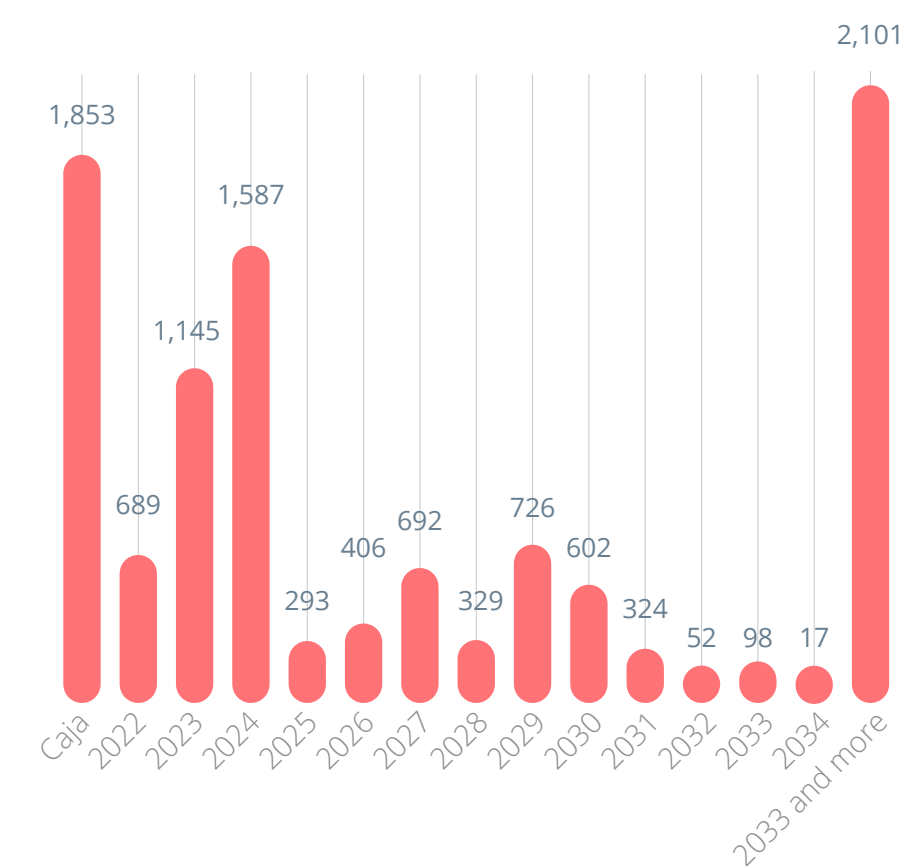
Empresas Copec consolidated has a net financial debt to equity ratio of 0.65 times and a coverage ratio (EBITDA over net financial expenses) of 11.3 times. Maturities for the year 2022 amount to US\$ 689 million. Nevertheless, the Company keeps its financing alternatives open as it is perceived as an issuer with very good risk quality and high financial performance.

**RISK RATING**

Regarding national ratings, Feller Rate maintained the AA rating granted to Empresas Copec's solvency, maintaining a stable outlook. It also ratified the

**FINANCIAL DEBT MATURITY**

million dollars



Company's shares as First Class Level 1. Fitch Ratings upgraded the Company's credit rating to AA, with a stable outlook, and its shares are maintained at First Class Level 1. As for international ratings, Standard & Poors rated the Company at BBB-, upgrading its outlook to positive. Fitch Ratings maintained the risk rating at BBB with a stable outlook.

In this regard, Empresas Copec S.A.'s leadership in its two main businesses, the efficient cost structure and solid international presence of its forestry subsidiaries, its broad network, logistics and strategic locations in fuel distribution, and the support of its controlling group.

**RISK FACTORS**

Through its subsidiaries, the Company maintains operations in different areas related to natural resources and energy. The relevant risk factors vary depending on the type of business. Accordingly, the management of each of the subsidiaries performs its own risk management, in collaboration with their respective operating units.

**GENERAL RISKS**

**CHILE**

Exchange rate fluctuations and changes in monetary policy interest rates, tax rates, import and/or export tariffs, higher inflation, as well as other political, social, legal and economic changes could adversely impact Empresas Copec.

The Company has no control over or prediction regarding the potential influence of government policies on the Chilean economy or, directly or indirectly, on its operations and earnings.

At the end of 2019, Chile was affected by a climate of relative social and political instability, characterized by sporadic street demonstrations and violence. In response to this, a calendar of plebiscites and elections to draft and approve a new political Constitution was set, and has been implemented. Thus, a Constitutional Convention is currently in operation, charged with proposing a new constitutional text that will be submitted to plebiscite during 2022. The effects of all of the above on the company are being continuously evaluated and will be reported in due course.

**OTHER MARKETS**

Empresas Copec has operations in Chile and other countries, including Colombia, the United States, Canada, Panama, Peru, Uruguay, Brazil, Argentina, the Dominican Republic, Mexico, Ecuador and, through its associates, in Germany, Spain, Portugal and South Africa. Deterioration in economic conditions in these countries could adversely affect its financial and operating performance. Likewise, exchange rate fluctuations, inflation, social instability, liquidity conditions for financing through debt or equity or changes in tax rates and import and export tariffs, as well as other political, legal, regulatory and economic changes originating in those countries, could have a negative effect on the financial and

operating results of Empresas Copec, its subsidiaries and associates.

**FACILITIES LOCATED IN CHILE ARE EXPOSED TO THE RISK OF EARTHQUAKES AND POTENTIAL TSUNAMIS**

Chile is located in seismic territory, which exposes plants, equipment and inventories to the risk of earthquakes and tsunamis. A potential earthquake or other catastrophe could severely damage facilities and impact estimated production and may not meet customer needs, resulting in unplanned capital expenditures or lower sales which could have a material adverse impact on the Company's financial results.

The Company has taken into consideration the geographical conditions in the construction and modernization of its plants, in addition to having contingency plans in case any of these natural disasters occurs. Additionally, it has insurance to protect part of the assets against these risks.

**CLIMATE CHANGE**

A growing number of scientists, international organizations and regulators, among others, argue that global climate change has contributed, and will continue to contribute, to the unpredictability, frequency and severity of natural disasters (including, but not limited to, hurricanes, droughts, tornadoes, frost, storms and fires) in certain parts of the world. As a result, numerous legal and regulatory measures, as well as social initiatives, have been introduced in different parts of the world



in an effort to reduce greenhouse gas and other carbon emissions, which would be major contributors to global climate change. In addition, public expectations regarding reductions in greenhouse gas emissions could result in increased energy, transportation and raw material costs and may require the Company to make additional investments in plants and equipment. Although the impact of eventually changing global climate conditions cannot be predicted, nor can the impact of legal, regulatory and social responses to concerns about global climate change, these occurrences could adversely affect the Company's business, financial condition, results of operations and cash flows.

Empresas Copec and its subsidiaries have strengthened their Sustainability strategies, detecting potential risks and taking measures to mitigate the impact of these trends. In particular, Arauco is working on the investigation of various initiatives focused on reducing water consumption in its industrial operations and improving the adaptability of forests to climate change. Likewise, it has a Water Management Strategy based on knowledge of basins and plantations; proper management of the resource; the contribution to neighboring communities and the development of communication and training actions.



### CHANGES IN LAWS AND REGULATIONS IN THE OPERATING SECTORS

Changes in laws and regulations in the industrial sectors in which Empresas Copec's related companies operate may affect the conditions in which the operation is carried out, in such a way that could have negative effects on the business and, consequently, on the Company's results.

### OTHER RISKS

Since 2020, the new Covid-19 virus has been spreading in the world's population. Authorities around the world have taken measures in response to this situation, including lockdowns, controls at airports and other transportation hubs, travel restrictions and border closures, among many others. The virus has caused significant social and market disruption. The impact on the global economy and the Company of a prolonged pandemic scenario could include changes in market prices of the products of some of the Company's subsidiaries, logistical disruptions, changes in demand, production restrictions, risks to the health and safety of employees, and movements in the prices of securities issued by the Group's companies, among other

possible consequences. The Company and its subsidiaries have promoted home office and self-care measures, seeking to protect both employees and customers. In addition, protection materials have been made available to employees and organizational and logistical measures have been taken to allow the continuity of operations.

At the end of 2019, Chile was affected by a climate of relative social and political instability, characterized by sporadic demonstrations and violence. In response to this, a calendar of plebiscites and elections was established and has been carried out to prepare and approve a new political constitution. Thus, today a Constituent Convention is in operation in charge of proposing a new constitutional text that will be voted on this year. The effects for the Company of all of the above are being permanently evaluated by it, and will be communicated in a timely manner.

Some international geopolitical events could have a significant impact on different aspects of the world economy. In particular, a major military conflict has begun to develop in Eastern Europe. Its consequences for the Company are still uncertain, are being monitored by the Company and, if relevant, will be reported in a timely manner.





## FORESTRY SECTOR

### FLUCTUATIONS IN PULP, WOOD PRODUCTS AND WOOD-BASED PRODUCTS PRICES

The prices of pulp, wood products and derivatives can fluctuate significantly over short periods of time and are highly correlated to international prices. If the price of one or more of the products were to fall significantly, it could have an adverse impact on ARAUCO's revenues, results and financial condition. It should be considered that major factors affecting the price of pulp and wood products and derivatives are global demand, global production capacity, the business strategies adopted by the largest integrated producers of pulp, wood products and derivatives, and the availability of substitute products.

In addition, prices of many of the products sold by ARAUCO are to some extent related, and historical fluctuations in the price of one product have generally been accompanied by similar fluctuations in the price of other products.

In order to mitigate the aforementioned risk, ARAUCO makes a continuous effort to improve cost efficiencies, seeking to increase its competitiveness.

ARAUCO does not engage in futures transactions or other hedging activities, since by maintaining one of the lowest cost structures in the industry, risks from price fluctuations are limited. With all other variables held constant, a variation of +/- 10% in the average pulp price during the year would result in a variation in income for the year after taxes of

+/- 18.6% (equivalent to US\$ 191.9 million) and in equity of +/- 1.47% (equivalent to US\$ 115.1 million).

### INCREASED COMPETITION IN MARKETS WHERE ARAUCO PARTICIPATES

ARAUCO faces high competition worldwide in each of the markets in which it operates and in each of its product lines. The pulp industry is sensitive to changes in capacity and inventories held by producers, as well as the business cycle in the global economy. All of these factors can significantly affect selling prices and, consequently, ARAUCO's profitability. Increased global competition in the pulp or lumber market could materially and adversely affect ARAUCO's business, financial condition, results of operations and cash flows.

In order to mitigate the aforementioned risk, ARAUCO makes a continuous effort to improve cost efficiencies, seeking to increase its competitiveness.

### THE EVOLUTION OF THE WORLD ECONOMY, PARTICULARLY THE ASIAN AND U.S. ECONOMIES

The global economy, and in particular worldwide industrial production, is the main driver of demand for pulp, paper and wood products. A decline in activity levels, whether in the local market or in international markets, can affect demand and selling prices for ARAUCO's products and, consequently, its cash flow, operating and financial results. ARAUCO's business could be particularly affected if economic conditions in Asia and the United States change.

### PESTS AND FOREST FIRES

ARAUCO's operations are exposed to pests that can affect the forests that supply raw materials, as well as to forest fires that can spread to the manufacturing plants. Both risks could have significant negative impacts on ARAUCO's assets.

To address the threat of forest fires, ARAUCO has increasingly strengthened its fire prevention and firefighting measures, its relationship with communities, forest management and other measures, through various initiatives consolidated in the "deRaíz" program. In addition, the conditions and coverage of insurance policies were improved.

### ENVIRONMENTAL-RELATED RISKS

ARAUCO is subject to environmental laws and regulations in the countries where it operates. These regulations refer, among other things, to environmental impact assessments for projects; the protection of the environment and human health; the generation, storage, handling and disposal of waste; emissions into the air, soil and water; and the remediation of environmental damage when appropriate.

As a manufacturer of forest products, ARAUCO generates emissions of solid, liquid and gaseous elements. These emissions and waste generation are subject to limits or controls prescribed by legal standards or by its operating permits. Authorities may require increased legal requirements to control the environmental impacts of projects. ARAUCO has made, and plans to continue to make, expenditures to remain in compliance with environmental laws.



Notwithstanding ARAUCO's policy of strictly complying with all requirements established by law, failure to comply with environmental laws and regulations could result in temporary or definitive stoppage of activities, fines, penalties or the imposition of obligations.

ARAUCO has strict internal environmental policies, with the aim of minimizing the impact of projects and operations on communities and the environment, partially mitigating the risks mentioned above.

Future changes in environmental laws or their enforcement, interpretation or application, including more stringent requirements related to harvesting, emissions and climate change regulations, may result in significantly increased capital needs, operating costs and limited operations.

One problem that some have associated with climate change, and which affects the entire world, is water scarcity. This issue has been highlighted by various national and international organizations. As a result of the above, and as part of its ongoing commitment to developing a sustainable activity, ARAUCO is working on researching various initiatives focused on reducing water consumption in its industrial operations and improving the adaptability of forests in the face of climate change.

#### TEMPORARY SHUTDOWN OF ANY OF ARAUCO'S PLANTS

Any significant interruption in any of ARAUCO's production facilities in the forestry sector could result in ARAUCO

being unable to meet the demand of its customers, not meeting its production goals and/or requiring unplanned investments, which would result in lower sales and could have a negative impact on its financial results. ARAUCO's facilities, in addition to being exposed to earthquake risks and, in some parts, to tsunamis, may stop operations unexpectedly due to a series of events such as: (i) unscheduled maintenance shutdowns; (ii) extended power outages; (iii) critical equipment failures; (iv) fires, floods, hurricanes or other catastrophes; (v) chemical spills or releases; (vi) boiler explosions; (vii) labor problems and social conflicts; (viii) terrorism or terrorist threats; (ix) sanctions by environmental or labor safety authorities; (x) steam and water shortages; (xi) blockades and strikes; and (xii) other operational problems.

To partially or totally mitigate the aforementioned points, ARAUCO takes, among others, the following measures: i) regularly scheduled maintenance of the production plants; ii) Biomass power generation plants; iii) insurance policies; iv) strict internal environmental policies; v) investment in relation to communities and collaborators; vi) strong focus and investment in job security.

#### EXCHANGE RATE AND INTEREST RATE RISKS

Most of the subsidiaries in the forestry sector manage their accounting in U.S. dollars. However, they are subject to the risk of losses from exchange rate fluctuations in cases where assets and liabilities are denominated in currencies other than the functional currency. With all other variables held constant, a +/- 10%

change in the exchange rate of the U.S. dollar to the Chilean peso would mean a change in income for the year after tax of +/- 0.6% (equivalent to US\$ 5.7 million) and +/- 0.04% in shareholders' equity (equivalent to US\$ 3.4 million).

In relation to the economic risks derived from movements in interest rates, as of December 2021, 5.7% of ARAUCO's bonds and loans with banks accrue interest at a variable rate, so that a +/- 10% change in the interest rate would affect income for the year after tax by +/- 0.005% (equivalent to US\$ 0.05 million) and shareholders' equity by +/- 0.0004% (equivalent to US\$ 0.03 million).

Empresas Copec and its subsidiaries use financial derivative contracts in order to cover part of these risks.

Changes indicated in this section correspond to fluctuation ranges that are considered possible given market conditions.







## ENERGY SECTOR

In the distribution of liquid fuels and liquefied gas, the Company, through its subsidiaries Copec and Abastible, holds a leading position in the Chilean market. It also participates in Colombia through its subsidiaries Terpel and Norgas, and in Peru and Ecuador through Solgas and Duragas, subsidiaries of Abastible. It also has a presence in the United States, through MAPCO, a company acquired by Copec at the end of 2016. In these countries, supply is largely obtained from local companies. However, it is in a position to access alternative fuel supply markets, a situation that allows it to ensure and optimize the supply and distribution of products to the public.

The relevant risk for the fuel distribution business, and also for the liquefied gas business, is essentially in the distribution margin, rather than in the price level of oil and its derivatives. Distribution margin depends mainly on the competition factors that take place in the markets on a daily basis. Since these are products with low price elasticity, eventual increases or decreases in the price of crude oil or in the exchange rate have relatively little effect on the volumes traded in the market.

Notwithstanding the above, the value of the company's inventory is impacted by changes in international fuel prices. The company's policy is not to cover the permanent stock, since increases and decreases that occur are compensated in the long term. This is not the case with specific overstocks, since, given the market pricing methodology, no hedging instrument has been found to fully mitigate this risk.

In turn, fuels compete with alternative energy sources. In the case of liquefied gas, the main substitutes are natural gas, firewood, diesel and electricity. On the other hand, electromobility is a trend that has gained strength in many countries, with a scope, for now, more limited in Chile and the region, which could affect the liquid fuels distribution business and, therefore, impact the Company's results.

Copec is already making investments in electromobility, with the aim of positioning itself as a leader in this new market, through initiatives such as the construction of a network of charging stations, participation in electric bus terminals, and investments in start-ups related to mobility and convenience, among other projects.

The subsidiaries in the energy sector, which account for approximately 26% of the Company's total assets, manage their accounting in Chilean pesos, Colombian pesos, Peruvian soles and dollars, and both their financial assets and liabilities and most of their revenues are denominated in these currencies, so exposure to exchange rate variations is significantly reduced. However, in the parent company, exchange rate changes affect the valuation in dollars, both of the investments in that sector and of the results obtained.

Empresas Copec partially mitigates this risk by hedging part of the results of Copec and Abastible through derivatives.

## ENVIRONMENTAL-RELATED RISKS

The subsidiaries in the energy sector have the highest certifications in safety, occupational health and environmental management standards for the processes of marketing, transportation, operation, storage and supply of fuels.

In Chile, subsidiaries in the energy sector are regulated by Law No. 18,410, which establishes the creation of the Superintendency of Electricity and Fuels, with the purpose of supervising and overseeing compliance with the legal and regulatory provisions and technical standards on generation, production, storage, transportation and distribution of liquid fuels, gas and electricity, to verify that the quality of the services provided to users is as indicated in such provisions and technical standards, and that the aforementioned operations and the use of energy resources do not pose a danger to people or things. The above is in addition to Supreme Decree No. 160 of the Ministry of Economy, Development and Reconstruction on "Safety Regulations for Facilities and Operations of Production and Refining, Transportation, Storage, Distribution and Supply of Liquid Fuels".

Future changes in environmental laws or their application, interpretation or enforcement may result in significant increases in capital requirements, operating costs and limitation of operations.

The subsidiaries of the fuel sector have the main certifications of safety standards, occupational health and environmental management for the processes of marketing, transportation, operation, storage and supply of fuels.





## FISHERIES SECTOR

For this sector, the availability of pelagic species in the different fishing zones is a decisive factor in its results. A second risk factor are market prices for fishmeal and fish oil, which are obtained from the balance between supply and demand, with Peruvian production being a determining factor in terms of supply, and consumption in Asia in general and China in particular, in terms of demand.

Since a large part of its production is exported, results of operations in this sector are sensitive to exchange rate fluctuations and to policies to promote exporters in competing countries. Fishmeal and fish oil are traded mainly in dollars, so a significant percentage of the revenues of the companies in this sector are indexed to this currency. Given this characteristic, bank debt generally held by the companies corresponds to shipping prepayments in dollars. Therefore, the necessary conversion to Chilean pesos of an important part of the returns is exposed to exchange rate changes, a

risk that can be limited with the use of forwards or other financial instruments.

Those sales agreed in currencies other than U.S. dollars are generally converted into U.S. dollars through the use of forward sales contracts that dollarize such revenues. This eliminates the risk associated with the volatility of these currencies in relation to the U.S. dollar. Costs in the fisheries sector are highly sensitive to fluctuations in fuel prices, specifically diesel and bunker oil.

On the regulatory side, the application of fishing quotas, closures and restrictions imposed by the authorities can significantly affect the production of subsidiaries and associates in this sector.





## REGULATORY FRAMEWORK

The subsidiaries in the energy sector are regulated by Law No. 18,410, which establishes the creation of the Superintendency of Electricity and Fuels with the purpose of supervising and overseeing compliance with the legal and regulatory provisions and technical standards on generation, production, storage, transportation and distribution of liquid fuels, gas and electricity, to verify that the quality of the services provided to users is as indicated in such provisions and technical standards, and that the aforementioned operations and the use of energy resources do not constitute a danger to persons or things.

The above is in addition to Supreme Decree No. 160 of the Ministry of Economy, Development and Reconstruction on "Safety Regulations for Installations and Operations of Production and Refining, Transportation, Storage, Distribution and Supply of Liquid Fuels".

Meanwhile, at the national level, the subsidiaries in the fisheries sector are regulated, since 2013, by Law No. 20,657, which replaced the General Law on Fisheries and Aquaculture (LGPA) No. 18,892.

This regulation seeks to privilege scientific criteria in fisheries management, based on concepts such as Maximum Sustainable Yield (MSY) and Biological Reference Points (BRP). It also introduces the LTPs (Licencias Transables de Pesca), which correspond to fractions of the annual industrial quota, which are awarded to each fishing company according to their historical catches. In the case of Orizon and Corpesca, these correspond to Class A

licenses, which are valid for 20 years, renewable, divisible, transferable, assignable and subject to legal business. In addition, this law establishes a bidding mechanism of up to 15% of the industrial fraction of the global quota, when the latter exceeds certain limits, and includes a specific tax, payment of patents on operating vessels, a new division of the annual global quotas, which implies a transfer of quotas from the industrial sector to the artisanal sector, and new inspection requirements for artisanal vessels over 12 meters in length.

At the international level, the South Pacific Regional Fisheries Organization (RFO), ratified by Chile, entered into force in August 2012. The decisions of the RFO are binding for the countries of the Pacific Coast that signed the agreement, defining the global annual catch quota of fishery resources to which each member country must conform.

## INSURANCE

The Company holds insurance on its main assets, which cover fire, earthquake, damages due to stoppages, civil liability and other risks of lesser incidence on its net worth. These risks are reasonably protected through first class domestic companies, which reinsure most of the significant risk with first level risk reinsurers based in Europe.

The risk associated with operational, commercial and administrative activities is evaluated year by year, which allows for adequate management, incorporating appropriate coverage or modifying existing coverage in accordance with market offers.

## TCFD CLIMATE CHANGE RECOMMENDATIONS

Empresas Copec takes into account the recommendations of the Task Force on Climate-related Financial Disclosures (TCFD) in terms of governance, strategy, risk management, metrics and objectives.

In this regard, the Company recognizes that global climate change has contributed, and will continue to contribute, to the unpredictability, frequency and severity of natural disasters and, even though it is not possible to predict the impact of eventually changing global climate conditions, and of the legal, regulatory and social responses that seek to reduce greenhouse gases and other carbon emissions, these occurrences can negatively affect business, financial condition, results of operations and cash flow.

## GOVERNANCE

Empresas Copec has a Risk Management Policy allowing it to systematically recognize internal or external events that may pose risks to the achievement of business objectives. It has also implemented tools to evaluate them consistently, determine their consequences and be able to develop mitigation actions to keep them at an acceptable level.

Management is responsible for developing and applying the necessary policies and procedures for adequate risk management and control. Meanwhile, each area and employee must apply control or mitigation measures.



In the case of subsidiaries, each of them is responsible for constantly monitoring and evaluating the risks they have identified as relevant to the business.

Specifically, ARAUCO has defined a Risk Management Policy, a corporate framework and a risk matrix, whose purpose is to define work plans to prevent the occurrence or reduce impacts.

Meanwhile, Copec has a Risk Management area focused on monitoring and updating all critical risks.

For its part, Abastible identifies risks in conjunction with sustainability specialists, in order to determine causes, consequences and preventive and mitigating controls.

Solgas, during 2021, published its Comprehensive Risk Management Policy and created the Comprehensive Risk Management area in order to identify, define, analyze, address and monitor operational, financial, compliance and strategic risks.

Norgas has Risk and Disaster Management Plans (PGRD), which have been reported to local, departmental and national authorities in Colombia, and which establish actions to prevent the occurrence of major accidents and propose possible scenarios in each of its facilities.

Terpel has a policy that establishes guidelines, roles and responsibilities for risk management, considering a process of identification and evaluation that may impact its competitive strategy in the short, medium and long term.

## STRATEGY

Considering the nature of the business of Empresas Copec and its subsidiaries, the main risks associated with climate change are as follows:

- a.** Reduced availability or scarcity of water resources: scenarios of deep and prolonged droughts, such as those experienced in Chile in recent years, can seriously affect forestry and industrial operations, with the latter having to be temporarily paralyzed due to low river flows.
- b.** Disruption of the forest growth cycle: numerous studies have shown a correlation between climate change and reduced radial growth of forests, mainly due to higher average annual temperatures, changes in rainfall patterns and the more frequent occurrence of extreme weather events.
- c.** Large-scale fires: rising global temperatures have an impact on the frequency and scale of extreme events, which can significantly affect forestry activity.
- d.** Reduced availability of fishery resources: climate change influences marine ecosystems and the availability of species in the different fishing areas, due to acidification and higher temperatures in the oceans, which generates greater fish migration and increased mortality of species with low resistance.
- e.** Regulatory, political, legal and technological changes: new legal and regulatory measures associated with promoting the reduction of

greenhouse gases and other carbon emissions could increase the costs of production operations. In Chile, for example, in 2019, the "Green Tax" came into force, which taxes the thermal power installed in boilers and turbines, and which, as of 2023, will be imposed directly based on the emission of pollutants. Likewise, in the fishing industry, the new Fisheries Law could have an impact on companies having to make new investments in plants, technologies and equipment to meet regulatory expectations.


- f.** Changes in consumer expectations: recently, customers have begun to put some pressure on companies in search of lower energy costs, emissions and environmental impacts.

At the same time, the Company and its subsidiaries have significant opportunities to address climate change and contribute to its mitigation. They include:

- a.** Forests and wood products are characterized by their ability to trap and store carbon dioxide, which contributes significantly to mitigating climate change. Moreover, forest plantations capture three to five times more carbon per liter of water than native forests.
- b.** Forest plantations protect the soil from radiation and winds, which translates into less temperature loss from watercourses.
- c.** Forests and forest plantations help mitigate the effect of rainfall, favoring infiltration into groundwater, which improves water quality.







- d. The availability of alternative energy sources will reduce the costs of the transition to more environmentally friendly sources. Some examples are electromobility as an alternative to traditional liquid fuels, complementary technologies to the use of liquefied gas, cogeneration plants based on forest biomass, smart electric chargers, among others.
- e. Increased supply of products with certifications that ensure that they come from sustainable fisheries, such as the IFFO-RS standards, "The Fishmeal and Fish Oil Organisation; Responsible Supply of The Marine Ingredients Organisation", and Marine Stewardship Council (MSC).
- f. Sale of carbon credits from greenhouse gas emission reduction projects under the Kyoto Protocol's Clean Development Mechanism.

#### RISK MANAGEMENT

At Empresas Copec, Management is responsible for the continuous monitoring of risks in its daily activities, and permanent communication and consultation with directors, senior management, functional management, committees, etc., is always necessary.

In this context, ARAUCO implemented various strategies that, under a preventive approach, allow it to address these impacts and adapt both its industrial and forestry processes. In this way, its risk matrix takes into consideration the impact and results of global warming on its operations.

Copec also has a Risk Committee, which is made up of a member of the Board of Directors, the Chief Executive Officer, the Comptroller, the Administration and Finance Manager, the Operations Manager, the Commercial Manager, the Corporate and Legal Affairs Manager, and the Head of Risk Management, whose purpose is to maintain, review and update the risk matrix for its proper management and mitigation, among other responsibilities.

Abastible developed a Business Continuity project to plan scenarios and response plans for the company's key processes, and in 2022 it expects to add climate change risks together with any emerging risks that may exist.

Terpel, specifically with regard to climate change, has defined mitigation strategies and preventive and/or detective action plans, in order to reduce the probability or impact of its occurrence.

Meanwhile, Orizon, through its participation in Sonapesca, is concerned about the existence of a strong institutional framework that allows the articulation of concrete actions and tools to have greater certainty about the impacts that climate change could have on the industry.

#### METRICS AND OBJECTIVES

Empresas Copec discloses annually in its Sustainability Report metrics related to energy and water consumption, greenhouse gas emissions and other

emissions, generation of hazardous and non-hazardous waste, effluents, spills and protection of biodiversity.

Specifically, with regard to the carbon footprint, the subsidiaries measure it annually, taking into consideration the standard established by the GHG Protocol, and submit it to external verification.

ARAUCO certified its carbon neutrality in 2020, meaning that the carbon dioxide it captures exceeds its global emissions. In addition, both ARAUCO and Copec are adhering to the Science Based Targets, a global initiative that seeks to encourage companies to adopt a trajectory of reducing their emissions on a scientific basis, thereby limiting the increase in global temperature. Terpel has set a goal to reduce its carbon footprint by 2025 in terms of direct emissions.





# Business *Areas*

60

Forestry Sector

80

Fisheries Sector

64

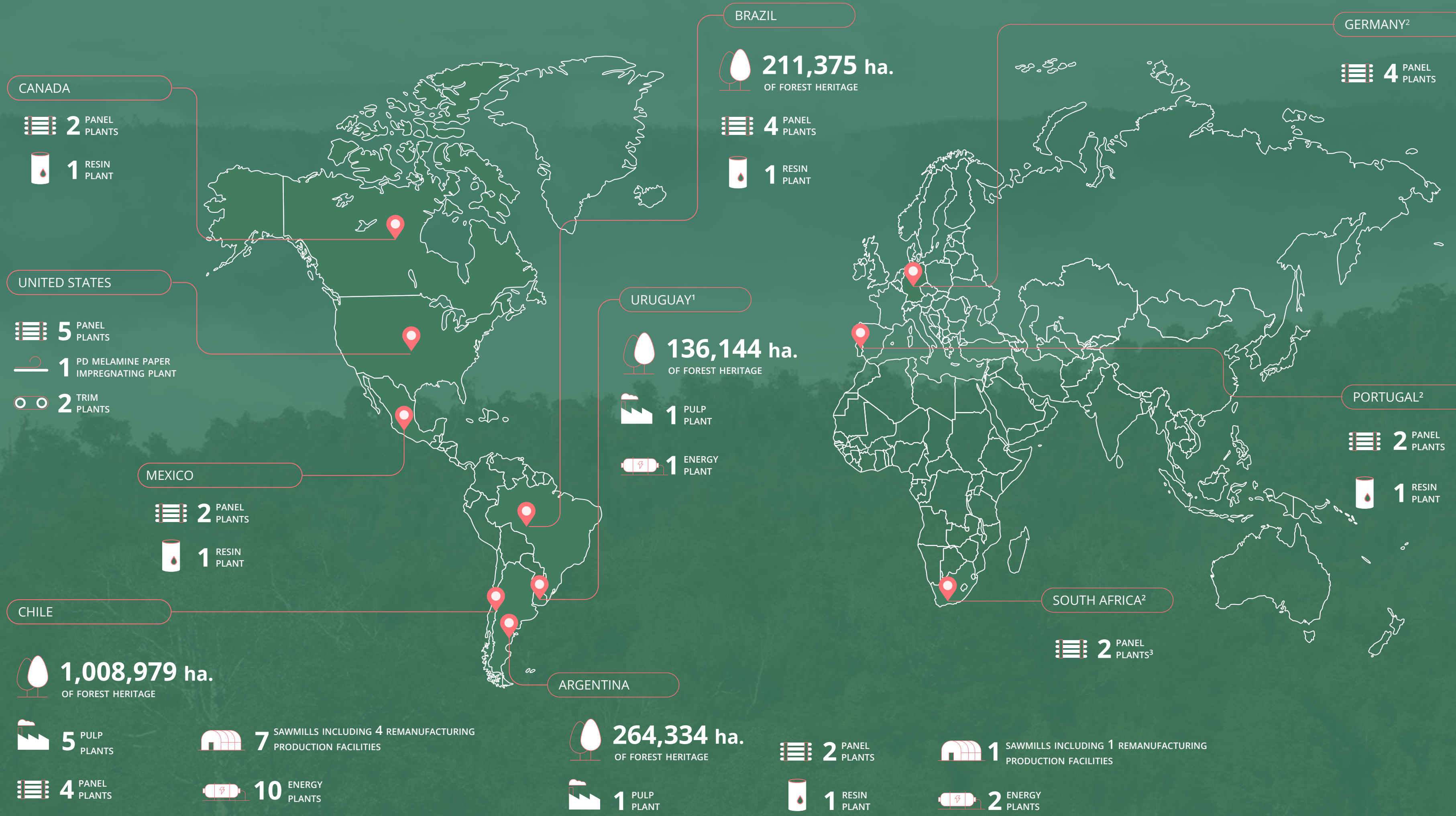
Energy Sector

87

Other Investments



# Forestry Sector



### SALES REPRESENTATIVES

- SOUTH KOREA
- AUSTRALIA
- NEW ZEALAND
- JAPAN
- CHINA
- UNITED ARAB EMIRATES
- SAUDI ARABIA
- MALAYSIA
- TURKEY
- INDIA
- PAKISTAN
- BANGLADESH
- INDONESIA
- THAILAND
- PHILIPPINES
- TAIWAN
- VIETNAM

### COMMERCIAL OFFICES

- UNITED STATES
- CANADA
- NETHERLANDS
- PERU
- CHILE
- MEXICO
- COLOMBIA
- BRAZIL
- ARGENTINA
- COSTA RICA
- AUSTRALIA
- CHINA
- UNITED ARAB EMIRATES

<sup>1</sup> Considers 50% of the operations, land and plantations, through a joint venture with Stora Enso.  
<sup>2</sup> ARAUCO owns 50% of SONAE ARAUCO's facilities.  
<sup>3</sup> It includes the panel plant located in Panbult, which is not currently operational.





# ARAUCO

ARAUCO produces and sells bleached or kraft pulp; raw or unbleached pulp; dissolving pulp; and fluff from radiata pine (long fiber), loblolly pine (long fiber) and eucalyptus (short fiber). It also manufactures plywood, MDF (Medium Density Fiberboard), PB (Particle Boards), laminated beams, sawn timber of different dimensions and remanufactured products, with different degrees of finish and appearance. It also generates clean, renewable energy from forest biomass to supply the requirements of its industrial facilities, and the surpluses obtained are injected into the electricity transmission systems of the countries where it operates.

The company has 1.6 million hectares, of which 944 thousand hectares are for forestry plantations, 482 thousand hectares for native forests, 108 thousand hectares for other uses and 85 thousand hectares to be planted. It also owns 133 thousand hectares of High Conservation Value Areas.

In addition, there are seven pulp mills with a total capacity of four million tons per year. Five of them are located in Chile, in the towns of Arauco, Constitución, Licancel, Nueva Aldea and Valdivia; one in Argentina, in Nueva Esperanza; and one in Uruguay, in Montes del Plata, which is operated through a joint venture, in equal parts, between ARAUCO and the Swedish-Finnish company Stora Enso.

In addition, ARAUCO has 19 panel mills, four of which are in Chile, two in Argentina, four in Brazil, two in Mexico

and seven in the United States and Canada, with a total annual production capacity of approximately 7.6 million m<sup>3</sup> of plywood panels, PBO, MDF, Plywood and moldings. In addition to these facilities, there are also 10 panel mills, two resin mills and a sawmill, located in Spain, Portugal, Germany and South Africa, through the Sonae ARAUCO joint venture, in which the company has a 50% interest.

In total, including the Sonae ARAUCO stake, the capacity of the panel production plants totals 4.3 million m<sup>3</sup> of MDF, 4.5 million m<sup>3</sup> of PBO, 710,000 m<sup>3</sup> of plywood and 230,000 m<sup>3</sup> of OSB.

The company also has seven sawmills in Chile and one in Argentina, with an annual capacity of three million m<sup>3</sup> of sawn timber; five remanufacturing plants, located in Chile and Argentina, which reprocess the wood to produce high quality products such as finger-joint moldings, solids and pre-cut pieces, among others; 10 cogeneration plants in Chile, two in Argentina and one in Uruguay, with an installed capacity of 606 MW, 82 MW and 91 MW, respectively, and commercial offices in 13 countries.

It is currently one of the forestry companies with the largest forest assets in South America and is the leading timber producer in Latin America and one of the most important worldwide.

In terms of certifications, ARAUCO has FSC®, CARB, OHSAS 18001, ISO

14001, ISO 9001, CERTFOR and PEFC forest management standards in Chile, Argentina and Brazil.

Regarding with the commercialization of its products, the company uses the ARAUCO brand names: ARAUCO Celulosa, ARAUCO BKP, ARAUCO Bright Star EKP, ARAUCO Brillo Premium, ARAUCO Cholguán, ARAUCO Color, ARAUCO Create, ARAUCO Decofaz, ARAUCO Duraflex, ARAUCO Durofac, ARAUCO EKP, ARAUCO Fibrex, ARAUCO Fluff, ARAUCO Gold Star UKP, ARAUCO Lumber, ARAUCO MDF, ARAUCO MDP, ARAUCO Melamina, ARAUCO Melamine, ARAUCO Molduras, ARAUCO Moulding, ARAUCO MSD, ARAUCO PBO, ARAUCO Primeline, ARAUCO Prism, ARAUCO Readywall, ARAUCO Silver Star BKP, ARAUCO Soil Star UKP FC, ARAUCO Super MDF, ARAUCO Trupan, ARAUCO UKP, ARAUCO Ultra PB, ARAUCO Wood Star APSA BKP, ARAUCOPLY, FAPLAC, Hílam, Melamina Vesto and Tablered ARAUCO. Among its main competitors in the market pulp segment are Suzano, International Paper, CMPC and APP; in the plywood panel segment are CMPC, Georgia Pacific, Roseburg, Martco, Guararapes, Sudati, CHH, Metsa, UPM, Garnica, Kronospan, Bratsk Plywood and Sveza; in the MDF panel market are Duratex, Berneck, Guararapes, Masisa, Proteak, Roseburg, WestFraser, Weyerhaeuser, and Kronospan LLC; and in the particleboard segment, it competes with Duratex, Berneck, Masisa, EGGER, Novopan, Roseburg, Uniboard, Tafisa, Egger, Kronospan and Funder.



During 2021, pulp production reached 3.6 million tons, 2% less than the previous year. Globally, it had a share of 4.8% in sales of pine bleached pulp, 4.1% in sales of eucalyptus bleached pulp, 15.7% in raw pulp and 5.3% in textile pulp. Meanwhile, panel production totaled 6.4 million m<sup>3</sup>, an increase of 14.9% over the previous year, and solid wood production was 2.8 million m<sup>3</sup>, 12.1% higher than in 2020. Surplus energy produced by ARAUCO's mills to be injected into the National Electric System totaled 713 GWh in the year, accounting for approximately 1% of the total energy injected into the SEN. All of the above translated into total sales of US\$ 6,350 million, of which 55.9% was wood and 44.1% pulp, which were marketed through 204 ports in Latin

America, Asia, Oceania, Europe and North America, reaching 4,894 customers.

Major milestones for the year included certifying carbon neutrality for 2019 and making new commitments to achieve a trajectory of emissions reductions by 2030. Also in line with sustainability, the Company launched the Open Forest program, which aims to deepen the way in which it relates to the environment and develop a closer link with the high Conservation Values that ARAUCO protects and manages.

In addition, ARAUCO started an environmental impact statement study as part of the evaluation of a new medium-density fiberboard (MDF) production line

in Mexico. The project, which is subject to approval by the relevant authority, would double production capacity and require an investment of approximately US\$ 200 million.

The MAPA project ("Modernization and Expansion of the ARAUCO Mill"), which includes closing production line 1, modernizing line 2 and building a new line 3, with a production capacity of 1.5 million tons of pulp per year, closed the year with an advance of 91.6%.

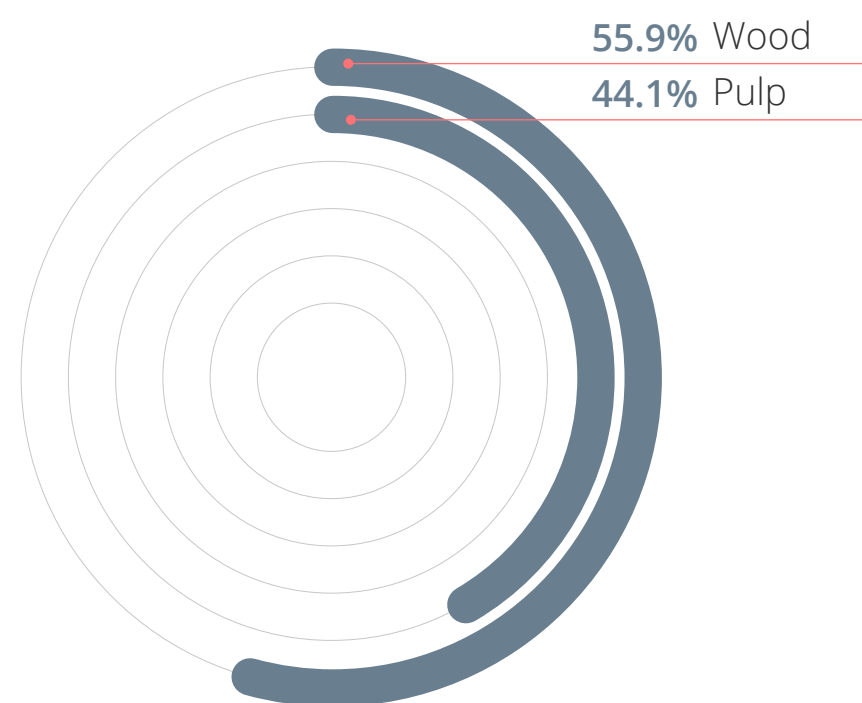
In addition, ARAUCO launched a new marketplace for customers to purchase the company's panels online.

In terms of investments, ARAUCO signed a sales agreement with Vista Hermosa Inversiones Forestales SpA for 80,000 hectares of forestland, 62,000 of which are productive, for a total value of US\$ 385.5 million. Meanwhile, Forestal ARAUCO sold to Bosques del Sur SpA its entire stake in Forestal Los Lagos SpA for US\$ 48 million, and ARAUCO do Brasil bought Stora Enso's 20% stake in Arauco Florestal Arapotí for approximately US\$ 52 million.

In terms of certifications, ARAUCO received the Covid-19 Seal, awarded by the ACHS, for the measures implemented at its facilities in Chile to be a safe place to work during a pandemic.

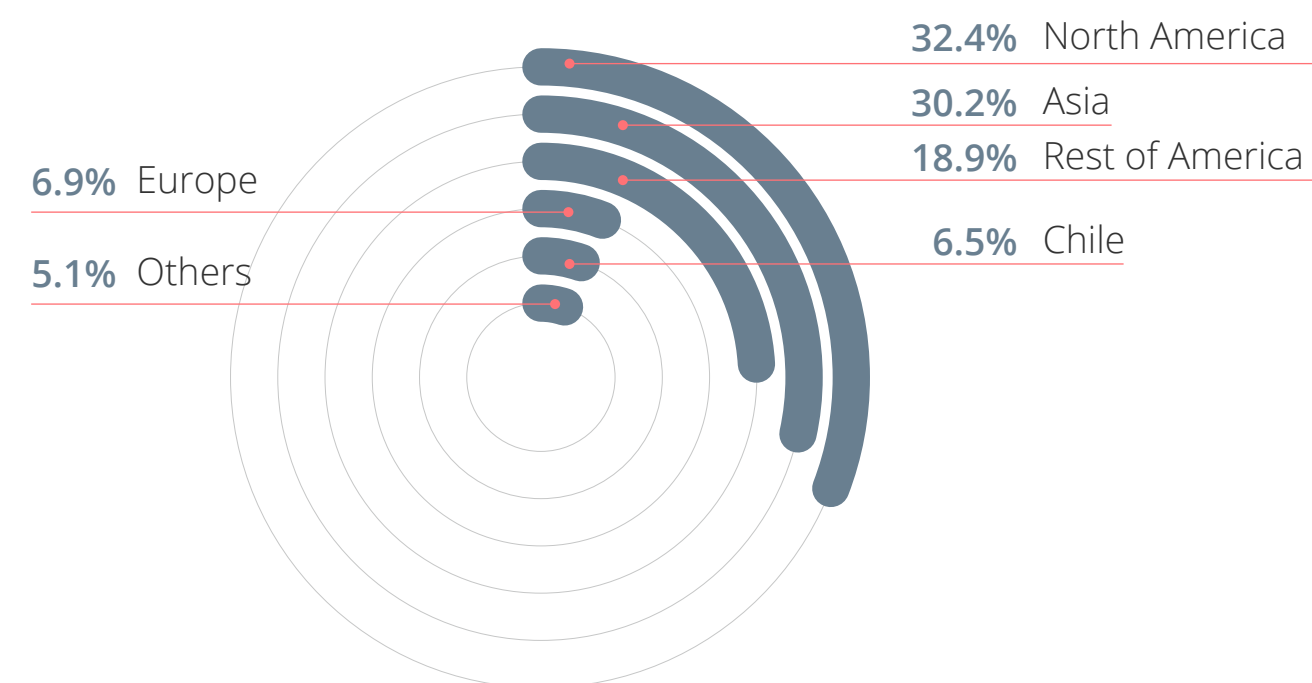
**SALES BY PRODUCT**  
2021

Total: US\$ 6,350 million



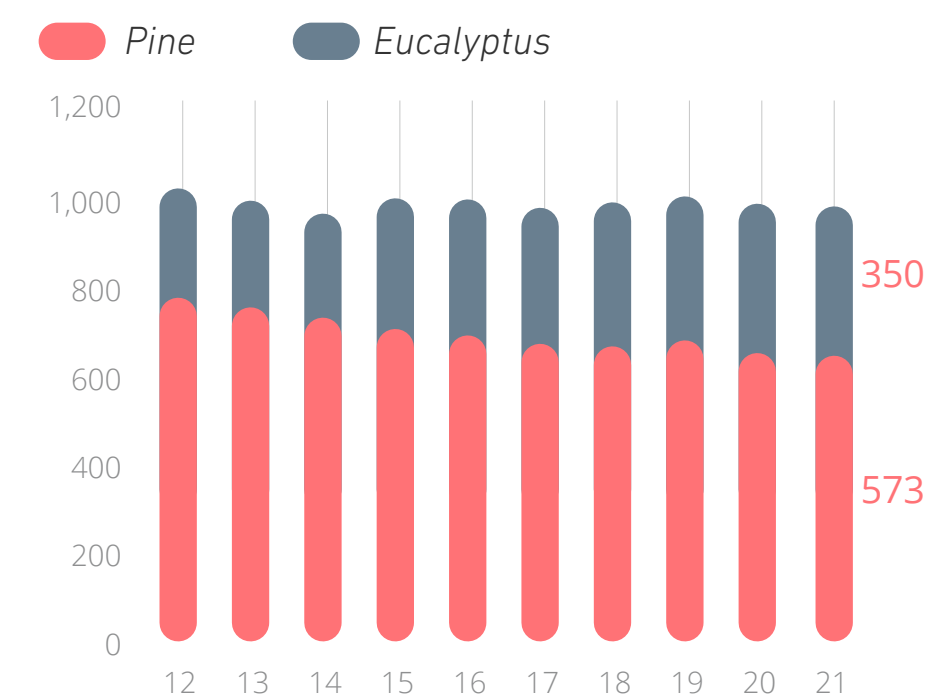
**SALES BY COUNTRY**  
2021

Total: US\$ 6,350 million



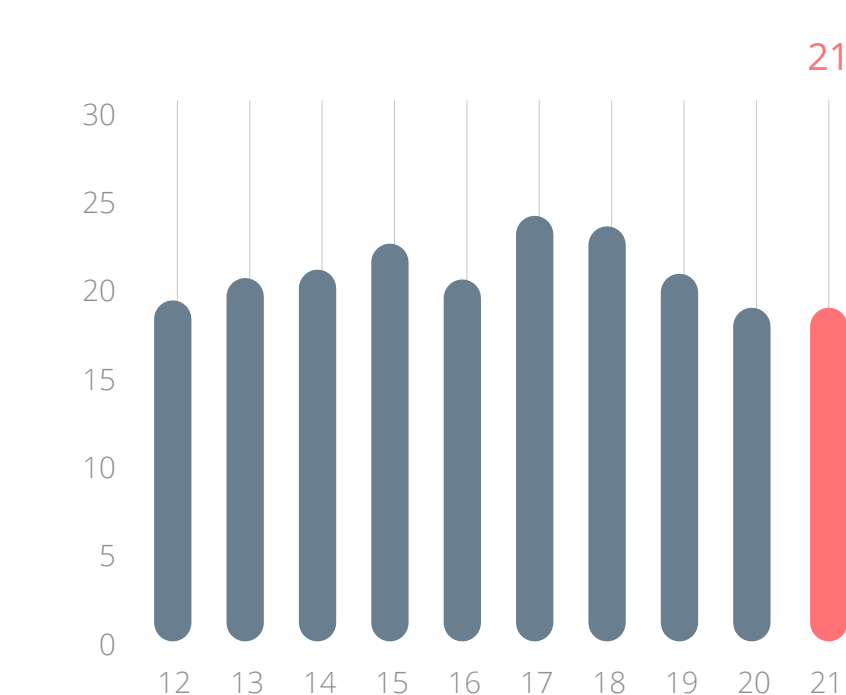
**FOREST PLANTATION INVENTORY**

thousand hectares



**LOGS HARVESTED**

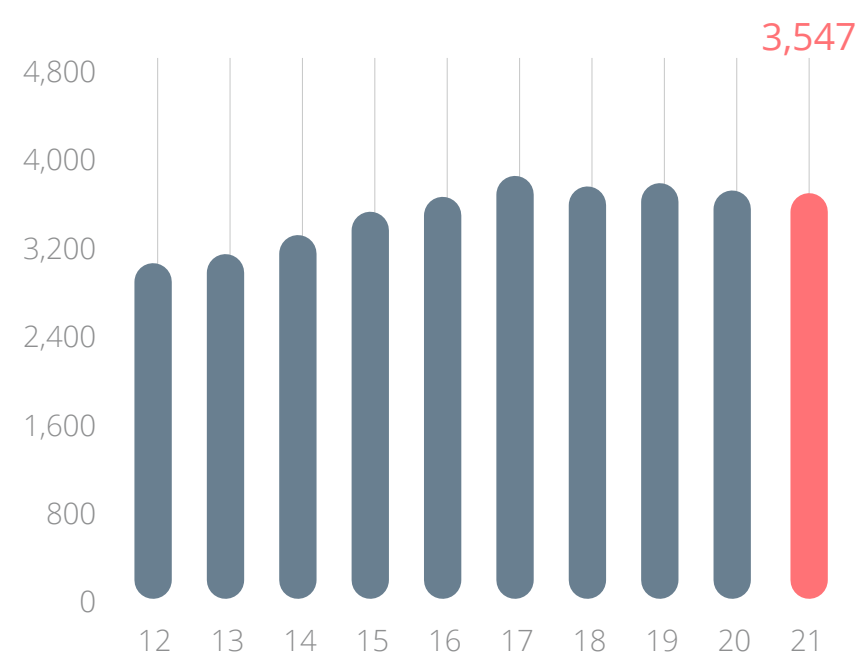
million cubic meters





**MARKET PULP SALES**

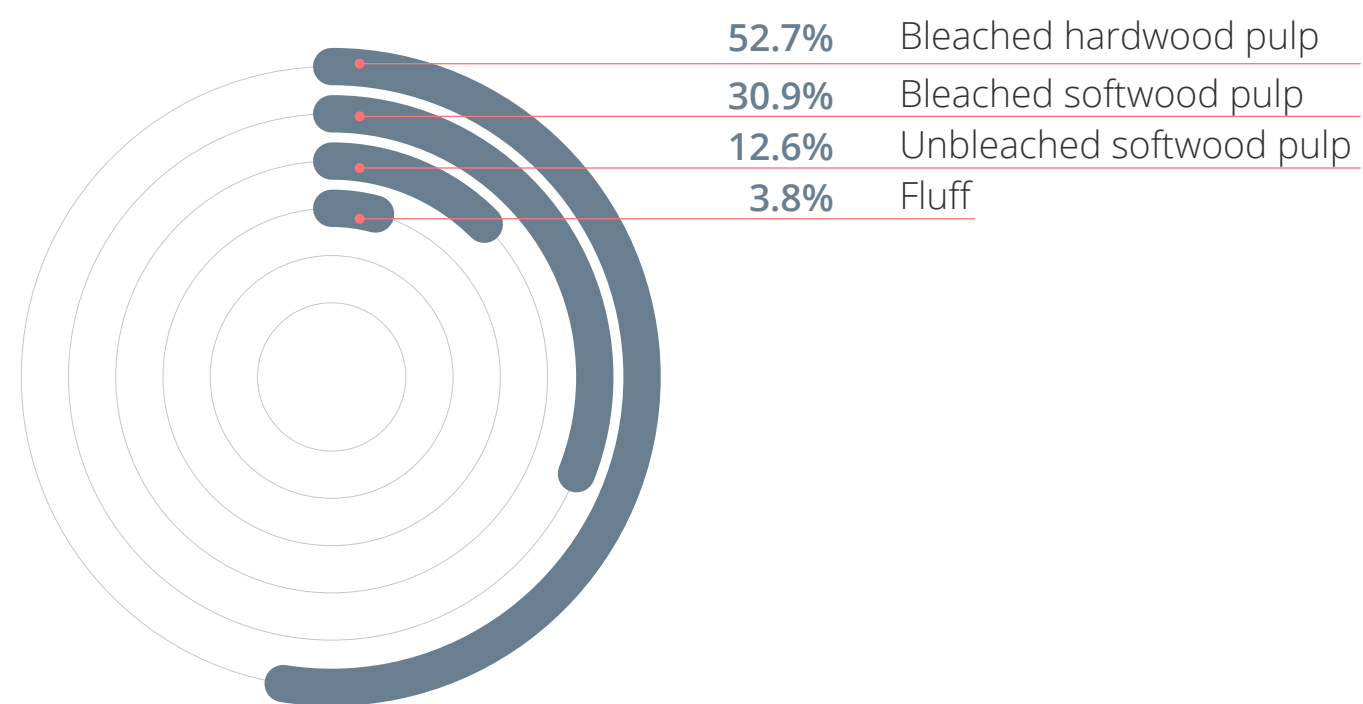
thousand tons



**MARKET PULP PRODUCTION**

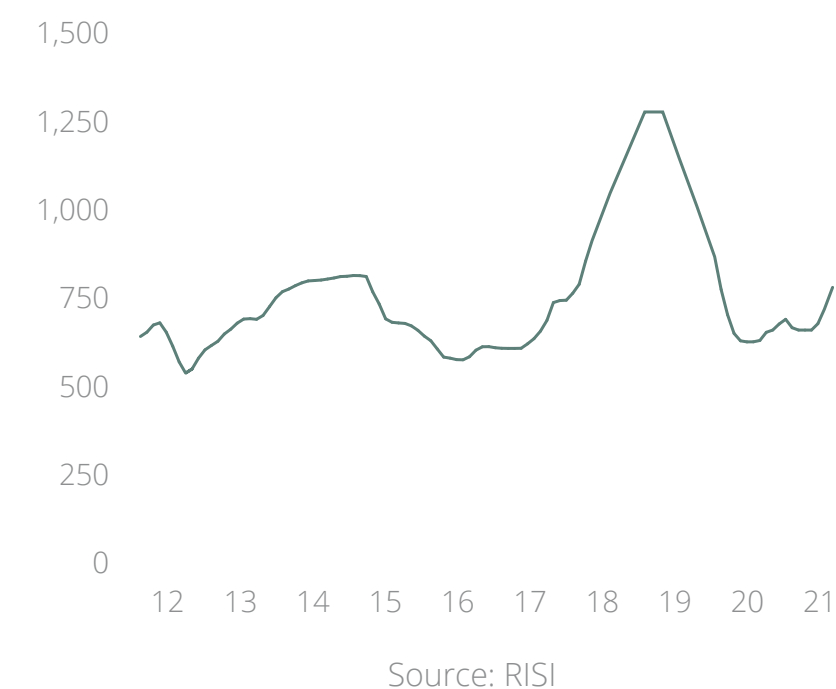
2021

Total: 3.6 million tons



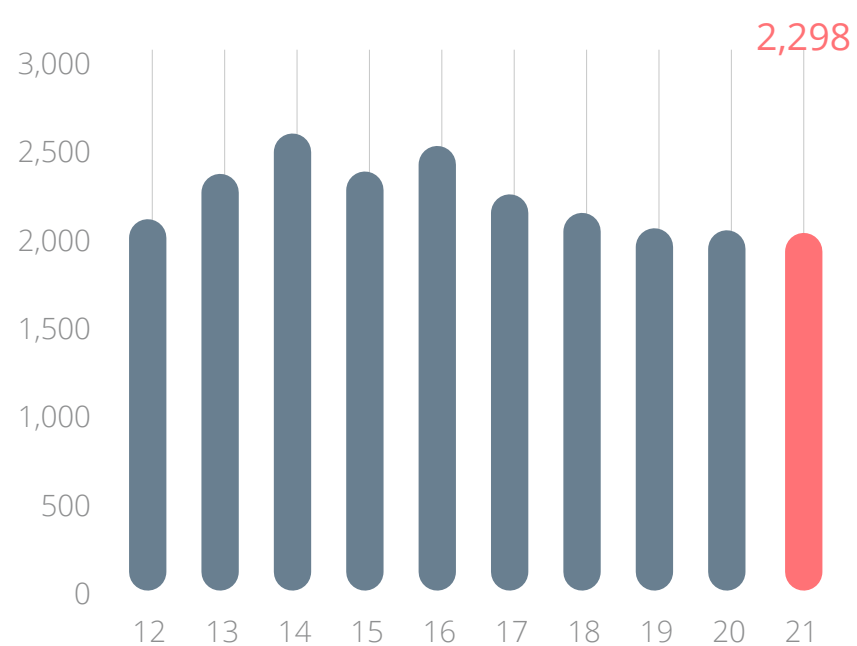
**NBSK PULP PRICE**

US\$/ton



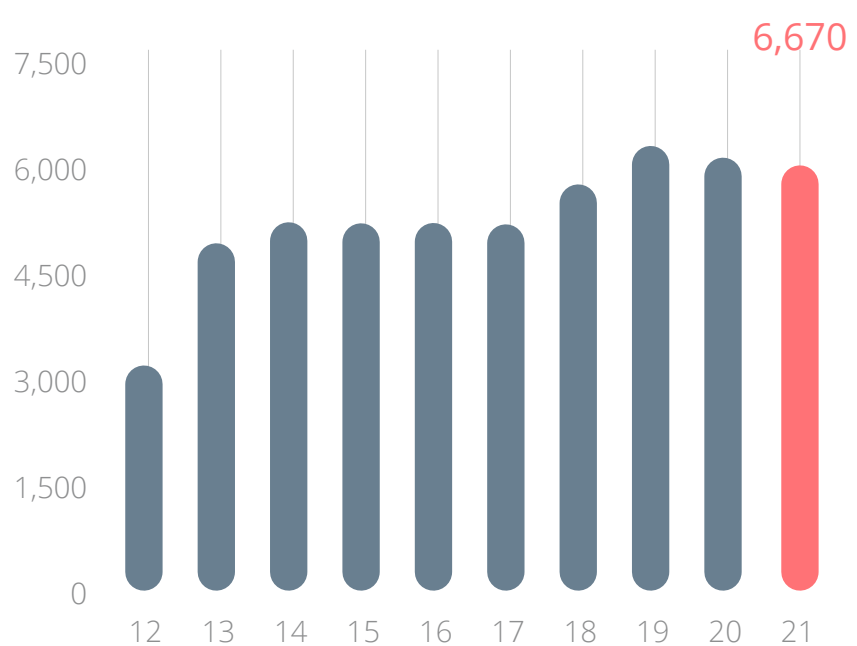
**SAWN TIMBER SALES**

thousand cubic meters



**PANEL SALES**

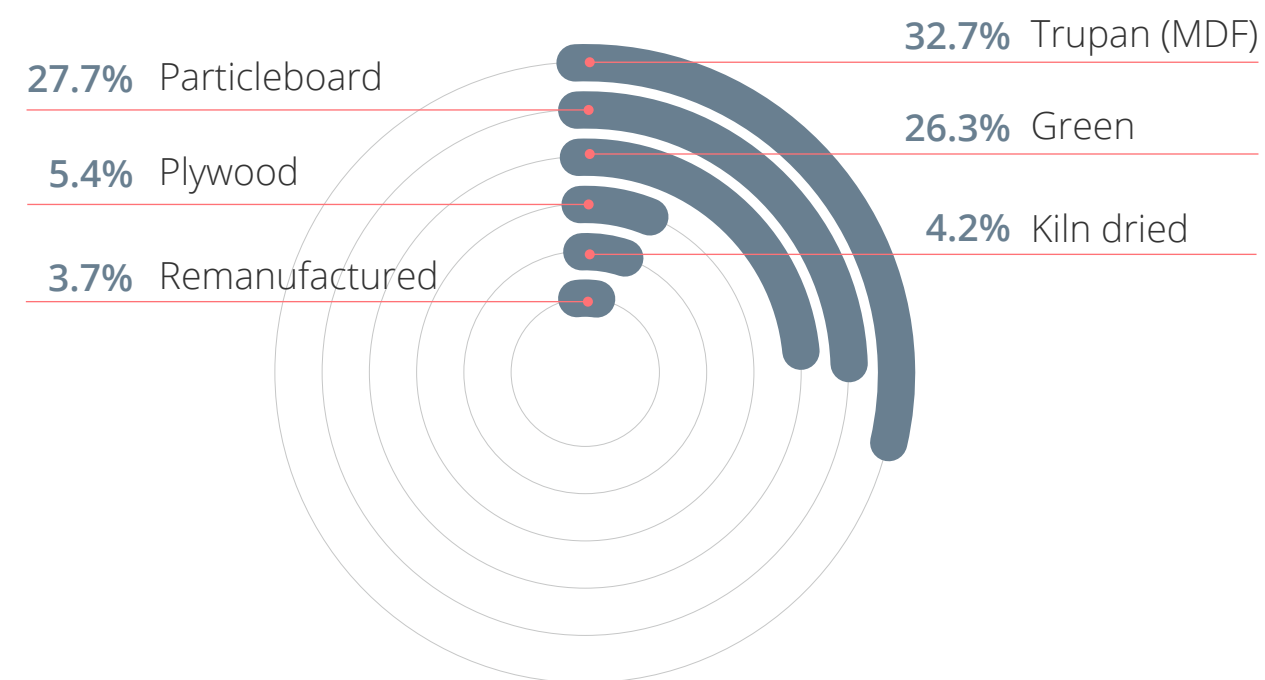
thousand cubic meters



**TIMBER PRODUCTION**

2021

Total: 12.1 million tons







# Energy Sector

## PANAMA

- 161** SERVICE STATIONS
- 47** CONVENIENCE STORES
- 1** TERPEL VOLTEX CHARGING POINT

## ECUADOR

- 111** SERVICE STATIONS
- 12** CONVENIENCE STORES
- 4** LIQUEFIED GAS STORAGE AND PACKAGING PLANTS
- +3 thousand** TANKS
- +5.5 million** CYLINDERS

## CHILE

- 678** SERVICE STATIONS
- 93** PRONTO STORES
- 328** PUNTO STORES
- 298** COPEC VOLTEX CHARGERS
- 14** FUEL STORAGE PLANTS
- 1** LUBRICANTS PLANT
- 8** LUBRICANT DISTRIBUTION CENTERS
- 10** LIQUEFIED GAS STORAGE PLANTS
- 26** CONVENIENCE STORES
- +67 thousand** TANKS
- +8 million** CYLINDERS

## UNITED STATES

- 332** SERVICE STATIONS AND CONVENIENCE STORES

## DOMINICAN REPUBLIC

- 4** STORAGE FACILITIES AT THE AIRPORT

## COLOMBIA

- 1,960** SERVICE STATION
- 80** CONVENIENCE STORES
- 234** GNV STATION
- 5** TERPEL VOLTEX CHARGING POINT
- 30** SUPPLY PLANTS
- 25** LIQUEFIED GAS STORAGE AND PACKAGING PLANTS
- 18** DISTRIBUTION CENTERS
- 4.1** MILLION CYLINDERS
- +8** THOUSAND TANKS

## PERU

- 25** SERVICE STATION
- 12** CONVENIENCE STORES
- 1** LG STORAGE PLANT
- 7** LG PACKAGING PLANTS
- 11** SALES OFFICE
- 4.0** MILLION CYLINDERS
- +7.8 thousand** TANKS







## Copec

Copec markets and distributes fuels and lubricants through 678 service stations from Arica to Puerto Williams, in addition to offering electric charging services, renewable energies and storage and energy efficiency solutions. It also has 93 Pronto and 328 Punto convenience stores, 65 LUB oil change areas, 180 Lavamax, 14 fuel storage plants with a total capacity of 559 thousand m<sup>3</sup>, a lubricant plant with a capacity to produce 170 million liters per year and eight lubricant distribution centers.

Copec has operations in Colombia, Panama, Ecuador, the Dominican Republic and Peru through its subsidiary Terpel, and in the United States through MAPCO.

To market its products and services, the company uses the Copec, Pronto and Mobil brands.

During 2021, physical sales of fuels in Chile totaled 10.6 million m<sup>3</sup>, 18% more than the previous year; the dealer channel reached 6.1 million m<sup>3</sup>, 21% higher than in 2020; the industrial channel recorded total sales of 4.4 million m<sup>3</sup>, up 13.5% from the previous period; while in the lubricants market, sales reached 109 million liters, 18% more than in 2020. Copec's customers in the industrial bulk and TCT and TAE card segments totaled 13,987.

To optimize its business management, Copec began operating two new storage tanks at the Maipú Plant, each with a capacity of 20,000 m<sup>3</sup>, a project that required an investment of close to

US\$ 13.7 million and will double the plant's total storage capacity. In Quintero, the lubricants plant incorporated the country's first intelligent battery as part of a pilot program with the Ministry of Energy and Chilquinta.

In compliance with current regulations and in line with the company's operational excellence, both the storage and distribution of fuels and lubricants from 24 depots for mining customers, as well as the transportation for the supply of fuels to Arauco's plants, are certified to international standards ISO 9001 Quality Management System, ISO 14001 Environmental Management System, and ISO 45001 Occupational Health and Safety Management System.

Among the major milestones for the year, the company released its purpose statement and published its commitments to address climate change, with a medium- and long-term plan to achieve carbon neutrality by 2030. With this guideline, efforts have also been focused on diversifying the business by promoting the development of renewable energies and electromobility.

The company renewed its adherence to the public-private agreement for electromobility, led by the Ministry of Energy and which since 2018 promotes the development of electromobility in the country. In addition, through its subsidiary Copec Voltex, it was awarded 10 of the 13 electro-terminals tendered by the Ministry of Transport in 2021. This award

will allow Copec to install 194 electric chargers and power 808 new buses with an energy consumption of 70 GWh per year. The project will require an investment of US\$ 21.1 million and includes the design and construction of the electric terminals, supply of the chargers, sale of energy, charging management software, maintenance and fuel supply.

Copec Voltex also won the tender from the Ministry of Energy and the Energy Sustainability Agency to install smart chargers in the homes of 50 cab drivers who belong to the "My electric cab" program to bring electromobility to public transport; in addition, it was awarded the construction, leasing, energy, software and maintenance of the charging terminal for 100 delivery vans of Pipau, a company that provides services to Cencosud. In addition, it sealed an alliance with Mall Plaza to operate the largest network of electric charging stations in shopping centers in the country, consisting of 38 charging points in 17 shopping centers in seven regions of Chile, which began operating gradually in December 2021.

On the other hand the subsidiary Flux Solar was awarded 25% of the total projects tendered by the "Casa Solar" program, also of the Ministry of Energy and the Energy Sustainability Agency, to promote the use of clean energy in the residential segment; this involves the installation of photovoltaic panels in 722 houses in the districts of La Florida, Quilicura, Maipú, Talca and Curicó.

In addition, Copec and Terpel signed a distribution agreement with Wallbox, a leading Spanish company in the development of intelligent residential chargers, for the commercialization and installation of chargers in the countries where it operates.

Through Wind Ventures, a corporate investment fund based in San Francisco, California, Copec completed an investment in global startups H2Pro, Zoomo and Busbud, companies with potential impact in the energy, electromobility and digitalization segments. It also completed the acquisition of 80% in the Chilean company Dhemax, a specialist in IoT and software development.

In the commercial area, the company launched its new loyalty program Full Copec and created an alliance with Puntos Cencosud to allow customers to exchange points between the two programs. As a result, Copec ended, after nine years, the Mundo Copec LATAM Pass program and, as of February 2022, will start a new alliance with LATAM Pass that allows bilateral transfer of miles for Full points and vice versa.

In line with its Climate Change Declaration, Copec implemented the Huella campaign, enabling customers of the Muevo program to offset their carbon footprint by contributing only 50% of the cost, as the remaining 50% is contributed by the company.



Copec's focus on people and society led the company, for the second consecutive year, to join efforts to address the pandemic. Thus, through the Copec al Servicio de Chile program, the company launched the "Hospitals" initiative, aimed at recognizing and valuing the vocation and commitment of all health workers during the health crisis; as well as generating a positive impact on the morale of hospital staff. In this way, the company provided breakfast and snacks to more than 50 thousand workers in 24 hospitals throughout Chile. Copec also encouraged adherence to the vaccination program implemented by the health authority and recommended by the WHO, and, for the second year, delivered 160 thousand liters of kerosene to two thousand elderly heads of household in the district of La Pintana.

At the same time, Copec strengthened its leadership and performance management programs in order to enhance the development of all its employees and align them with the company's purpose and strategy. It is worth mentioning that in the Work Climate survey there was an increase in overall satisfaction and in all indicators.

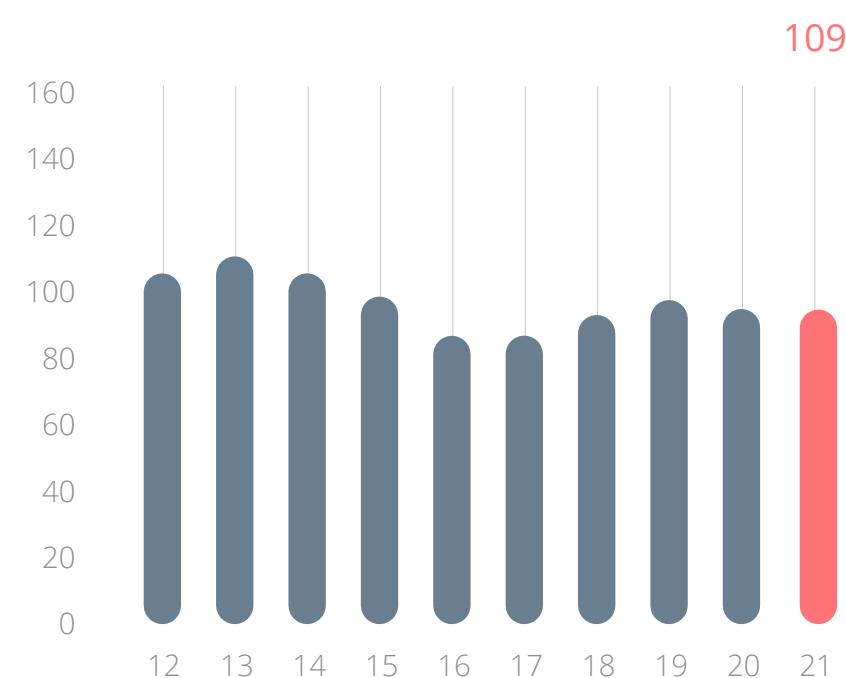
In terms of recognition, Copec won first place in the "Fuel Distribution" category of the Most Innovative Companies 2021 ranking, for the initiatives developed to create an innovation ecosystem that impacts both inside and outside the company, such as its transformation to electromobility and the creation of Wind, corporate venture capital aimed at accelerating startups and promoting their growth in the United States and Latin America. In addition, it was recognized in

the service station category for "Consumer Loyalty 2021", for the results obtained in terms of the level of proximity and good customer experience, the Citizen Brands ranking and the PXI Praxis Xperience Index ranking. It also ranked tenth in the general Merco Empresas ranking, was leader in the Energy and Distribution sector of this same ranking, was recognized in the Merco Corporate Responsibility and Governance measurement and in Merco Talent, being positioned in both cases as leader in its sector.

Finally, Copec received the Covid-19 Seal from the Chilean Safety Association for its fuel, lubricant and Bluemax plants for its commitment to occupational health and safety in the pandemic.

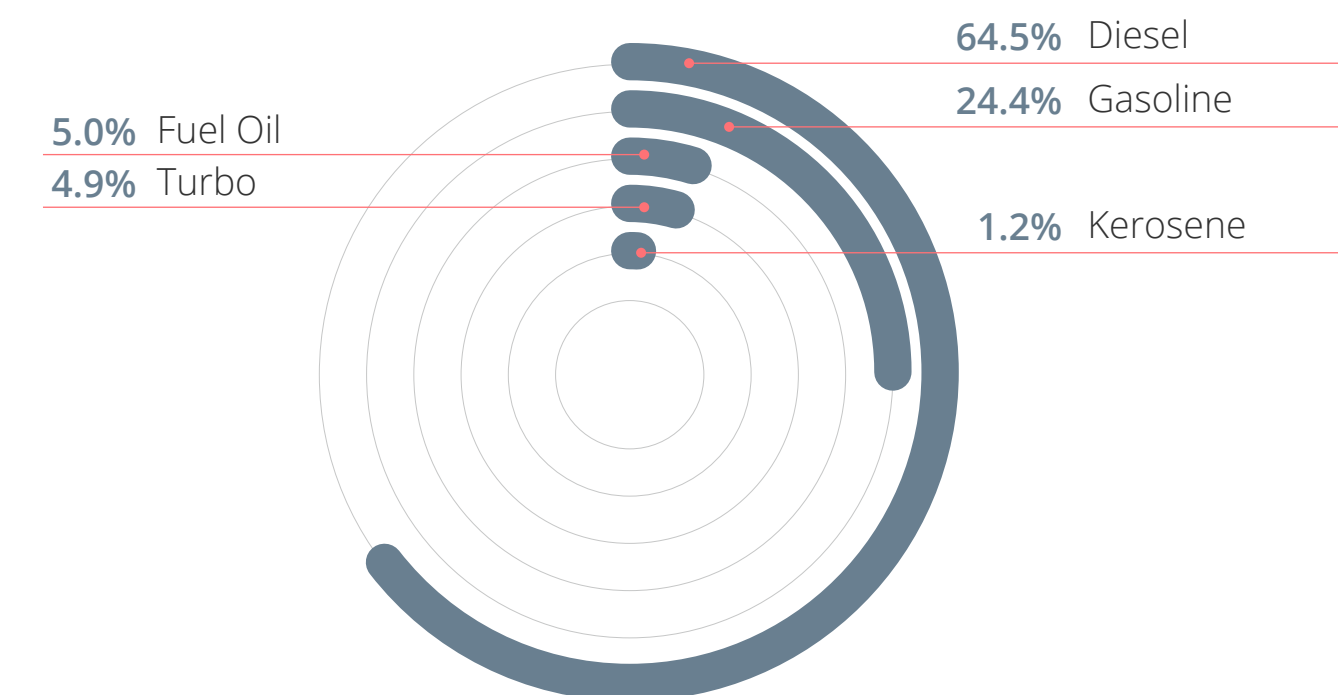
**LUBRICANT SALES IN CHILE**

*thousand cubic meters*



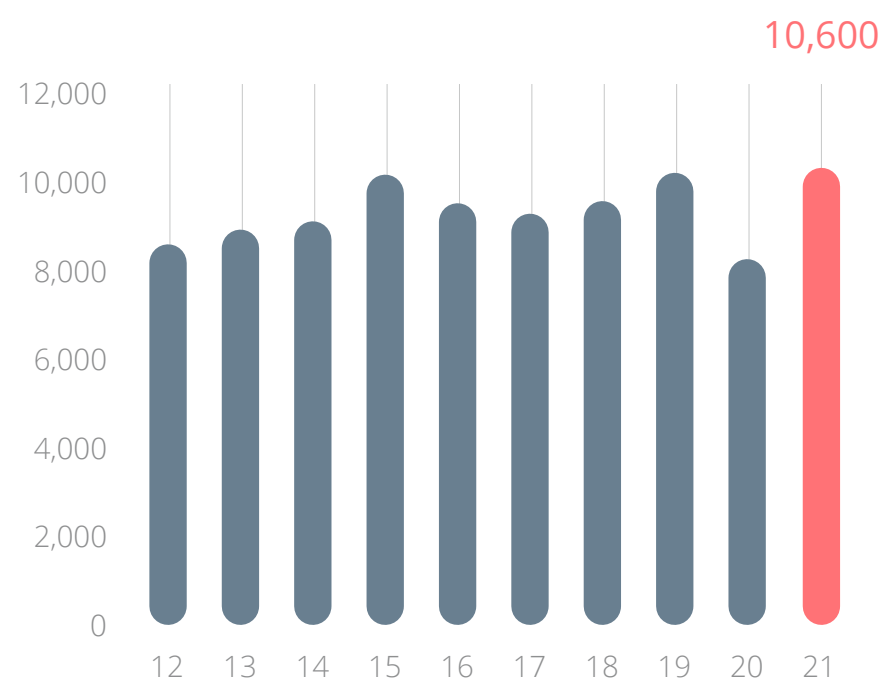
**SALES PER PRODUCT**

2021



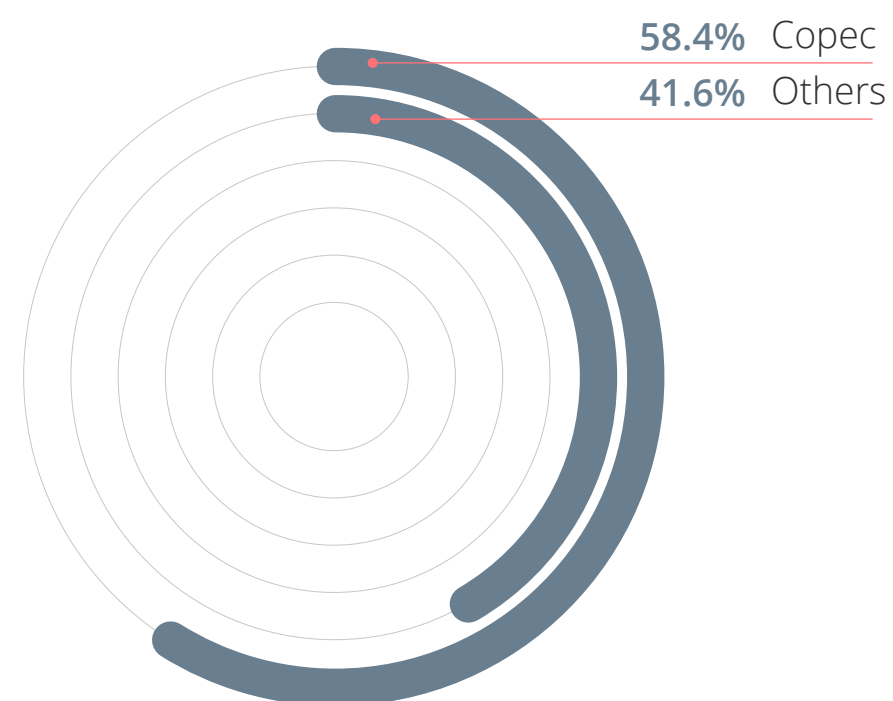
**LIQUID FUELS SALES IN CHILE**

*thousand cubic meters*



**LIQUID FUEL MARKET SHARE**

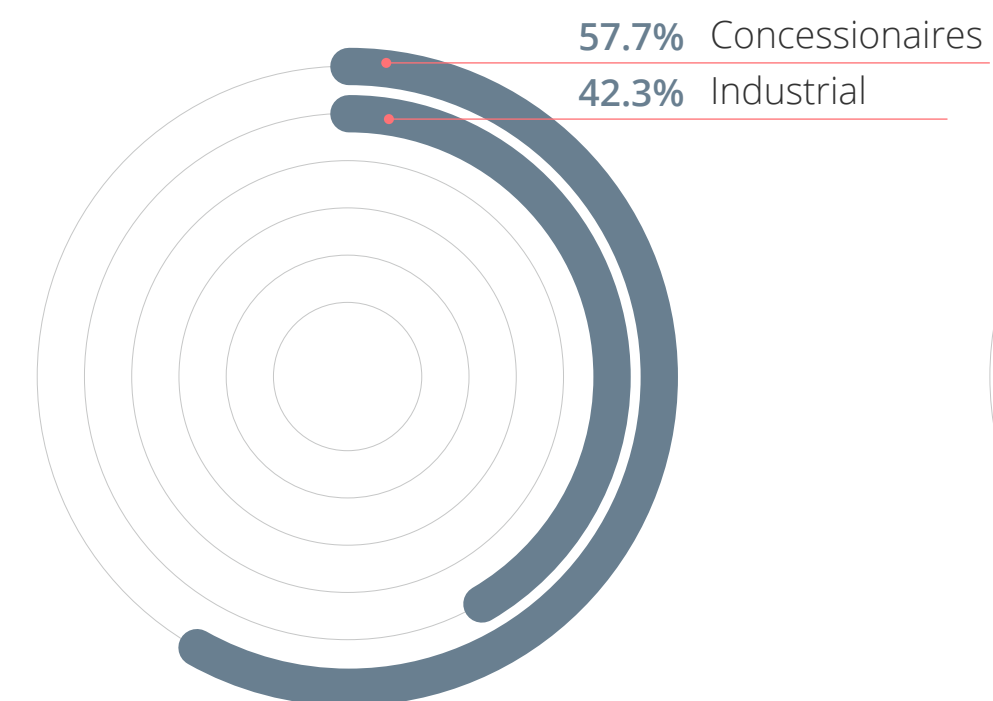
2021



Source: own estimates

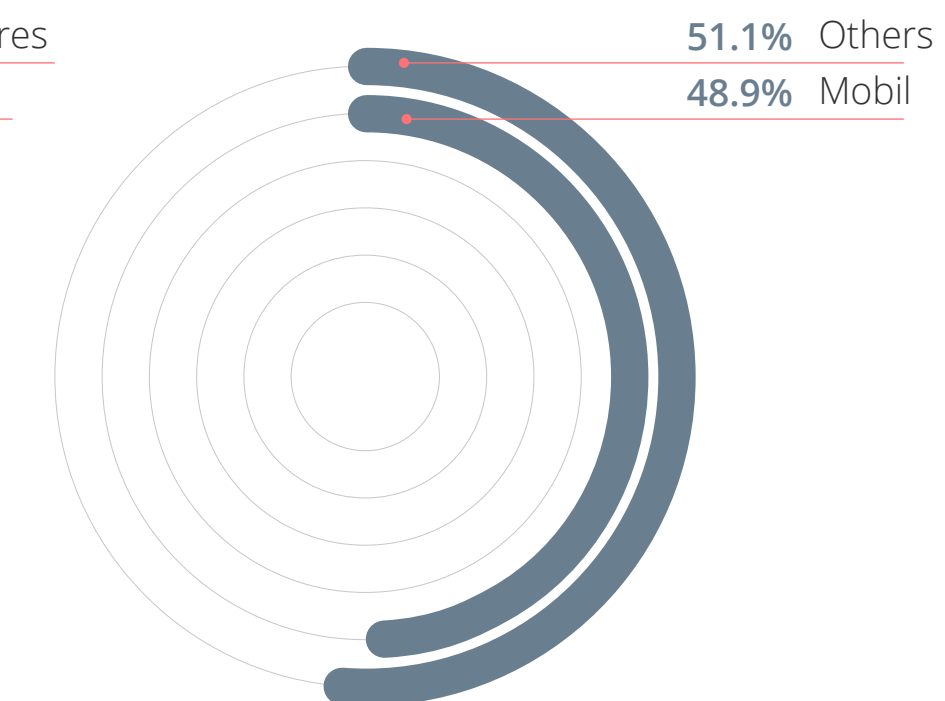
**SALES PER DISTRIBUTION CHANNEL**

2021




**LUBRICANT MARKET SHARE**

2021



Source: own estimates





## Arcoprime

With a presence from Arica to Punta Arenas, Arcoprime has established itself as the largest chain of convenience stores in Chile with its Pronto and Punto Copec brands. Its objective is the management and development of retail businesses, coffee shops and restaurants, its employees work from north to south, day by day, to enrich the lives of all people on the journey to their destination.

In addition, through its subsidiary Arco Alimentos, it produces and distributes high quality packaged food that fits the current times, which is available in convenience stores, supermarkets, minimarkets, hotels, restaurants, cafeterias and food service chains, under the Piacceri and Fresco brands.

The company has 39 Pronto Ciudad stores operating in 100, 190 and 300 m<sup>2</sup> formats, 328 Punto stores and one Fresco store. In addition, there are 54 roadside stores, 30 of which are in the extended format, which offers a wide range of ready meals, sandwiches, retail, services and restrooms for those who make long trips; 24 are in the convenience format, smaller stores designed for walk-through shopping.

Arcoprime has established itself as a key player in the convenience store market, with a market share of 47%, more than 347 thousand active monthly loyal customers and over 74 million transactions per year. Its main competitors in the retail segment include Oxxo, Ok Market, Upa, Upita, Spacio1, Maxi K; in the coffee shop

segment: Starbucks, Castaño, Dunkin' Donuts, Juan Valdez and San Camilo, and in the food segment: McDonald's, Doggis, Juan Maestro, Domino, Burger King, Papa Johns, Melt and Little Caesar's.

During 2021, the company remodeled seven roadside stores in Horcones, Los Vilos east and west, Placilla, Nos, Lautaro and Lampa, continuing with its plan to enhance a self-service digital experience and a proposal that offers a wider assortment in its retail and Grab & Go categories. Additionally, as part of its growth program, 17 new Punto Copec stores were opened, one of them being the first located outside a service station, specifically in the Universidad de Chile metro station.

In addition, the points of sale were extended to the fuel island at service stations by adding 20 Pronto Snack carts, which have a smaller assortment of products, allowing customers to shop without having to get out of the car.

During 2022, the company plans to continue remodeling 12 city stores, deepening the retail assortment to offer a wider range of high-frequency products. Likewise, it is planned to remodel an additional store on the highway and continue with the expansion by opening 48 new stores.

In addition, in order to improve the value proposition, non-food products (cell phone items, car accessories, children's games





and travel bottles) were added, and in 2022 a pilot program for new children's areas and pet-friendly areas for customers traveling with their pets will be launched. In addition, a continuous improvement program was implemented to listen to customers, identify opportunities and improve their future experience.

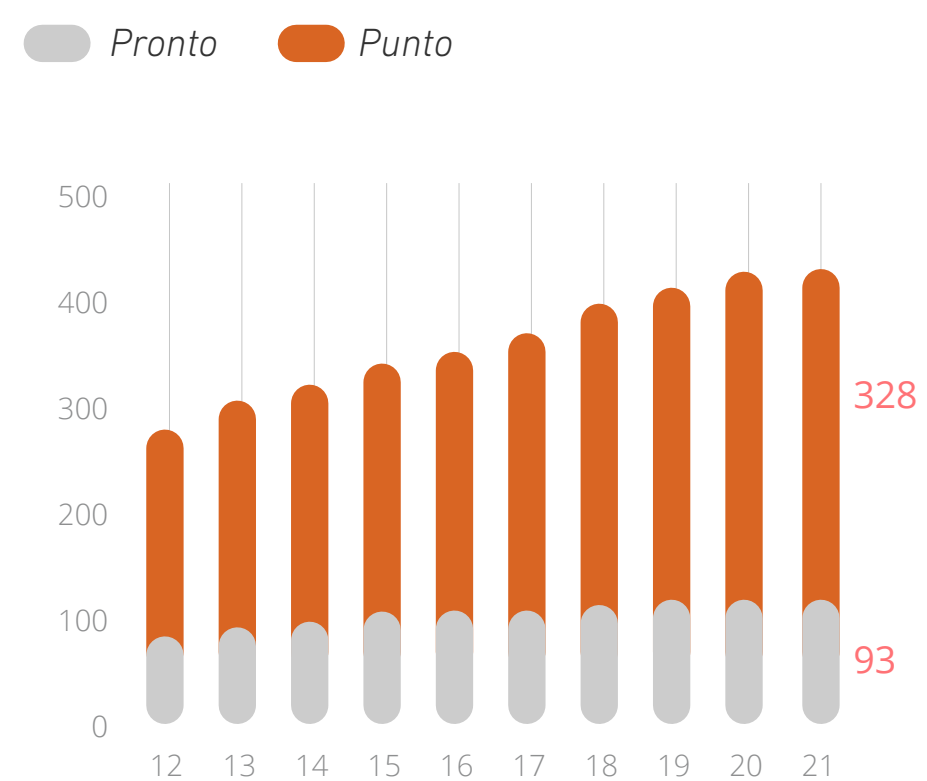
In the prepared foods category, a new line of hamburgers and hot dogs was launched, with the highlighting the Pronto "Not Burger" and the development of a new american pizza prepared in high-tech ovens, and in the Grab & Go category, new lines of healthy sandwiches were incorporated.

Additionally, in order to incorporate sustainability into the business model and its processes, Arcoprime developed its Sustainability Strategy for the next five years, actively taking part in the commitments of the Climate Change Declaration, establishing the goal of being a Zero Waste company by 2029. In this context, 37 Pronto stores have been recycling different types of waste, resulting in significant savings in energy and water consumption and a reduction in CO2 emissions. The company has also worked hard on an increasingly sustainable packaging proposal, thanks to the use of recyclable materials, as well

as strengthening the alliance with Red de Alimentos, which allows donations to social organizations, reaching more than 27 thousand beneficiaries by 2021 and also strengthening the link with the local community.

During this period, the company received several awards. Pronto Copec took first place in the minimarket stores category, according to the Experience Praxis Index, which rewards brands that deliver the best service experience. It was also recognized for the second consecutive year with the Procalidad award; it ranked first in the Chile 3D 2021 Award in the gasoline station store category; it climbed from 67th to 41st place in the Marcas Ciudadanas 2021 Award, which recognizes the leading companies in the convenience store category; and it obtained the Covid-19 Seal certification, awarded by the Chilean Safety Association (ACHS by its Spanish acronym), for its work in the control of the pandemic and the commitment demonstrated to the safety of its employees.

NUMBER OF CONVENIENCE STORES







## Terpel

Terpel sells and distributes liquid fuels and lubricants in Colombia, Peru, Panama, Ecuador and the Dominican Republic, and natural gas for vehicles in the first two countries. In Colombia, Panama, Peru and the Dominican Republic it is a major player in the operation and marketing of aviation fuel.

In Colombia, it has 1,960 liquid fuels stations, 234 natural gas vehicle stations and 80 stores; in Panama, it has 161 liquid fuels stations and 47 Va&ven stores; in Ecuador, it has 111 liquid fuels stations and 12 Altoque stores and in Peru, it has 25 liquid fuels stations and 12 Alto y Yünta stores.

In addition, it has 30 storage plants with a total capacity of 59.3 million gallons, located in Aguaclara, Aguazul, Arauca, Baranoa, Bucaramanga, Buga, Cartagena, Cúcuta, Facatativá, Florencia, Gualanday, Inírida, La Fortuna, La Gloria, La Pintada, Leticia, Manizales, Mansilla, Mariquita, Medellín, Neiva, Pereira, Puerto Asís, Puerto Berrío, Puerto Carreño, Rionegro, San Jose del Guaviare, Tocancipá, Villavicencio and Yumbo.

The company markets liquid fuels under the Terpel brand; in lubricants it does so with Mobil and Terpel; in natural gas vehicles it uses Gazel; its electric chargers operate under the Voltex brand, and its convenience stores have the Altoque, Alto, Va&ven and Yünta brands.

Its main competitors in the five countries where it operates include Amaile, Ava, Biomax, Castrol, Chevron, Delta, Energizar, Esso, GB Aviation, Icaro 17, Kendall, Motul, PBF, Pecsá, Petrobras, Petroecuador, Petromil, Petroperú, Primax, Puma, Repsol, Shell, Sol Aviation, Texaco, Total, Valvoline, Vistony and World Fuel Services, among others.

In terms of certifications, Terpel has ISO 9001, ISO 140001, ISO 45001, Norsok and the Biosecure Operations Seal for the commercialization, transportation, operation and supply of aviation fuel. For lubricant marketing, the company has NTC 1295, NTC 1399, NTE INEN 2027, NTE INEN 2028, and NTE INEN 2030 standards, which are issued by Colombia's national standards body. The lubricants plant has ISO 9001, ISO 140001 and ISO 45001 standards; the technology and innovation laboratory has ISO 140001, ISO 45001 and Norsok certifications; and all fuel and lubricant storage and dispensing operations in Colombia have the RUC 2021 standard issued by the Colombian Safety Council.

During 2021, Terpel sold 2,867 million gallons of liquid fuels through service stations and industrial customers, down 27% from the previous year. In the natural gas vehicles segment, sales totaled 205 million m<sup>3</sup>, a 13.5% increase from the previous period, and in the air segment, sales grew by 91.1% compared to 2020, to 281.5 million gallons. Finally, in the





lubricants segment, sales were 23.2 million gallons, 18% higher than in the previous year. In the marine market, sales were approximately 13 million gallons, up 39.3% compared to 2020. This is mainly explained by economic recovery in the countries after the pandemic. On the other hand, the company recorded 270 customers in the different lubricant distribution channels for the Mobil and Terpel brands, and 1,572 customers in the liquid fuels business.

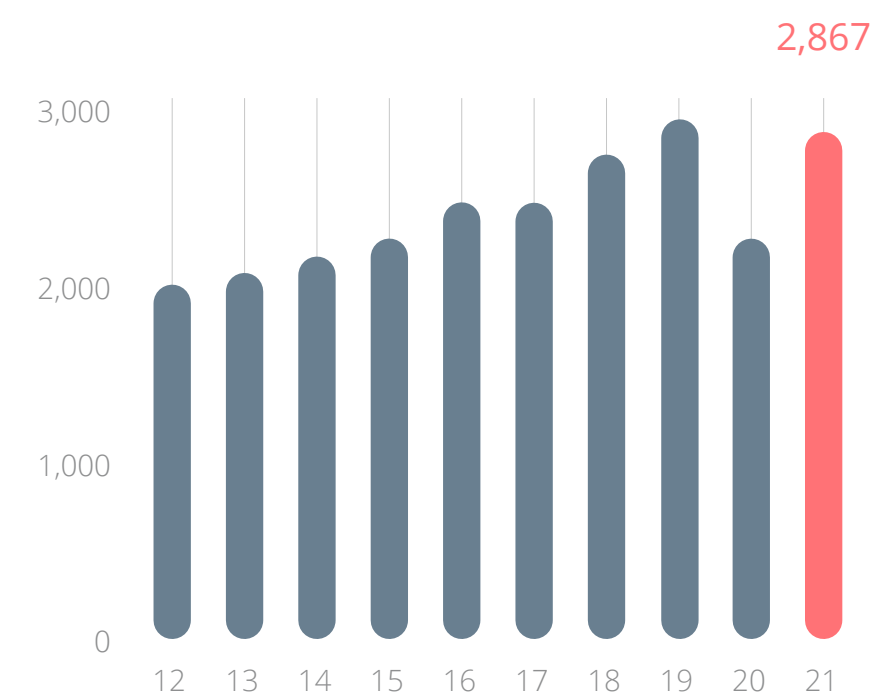
Major milestones during the year included the inauguration of the first service station for the supply of liquefied gas in Colombia, the installation of the first solar self-generation plant at the La Vallenata service station, enabling it to generate approximately 50% of its consumption, and the inauguration in Panama of the first network of fast-charging electric charging stations.

At the end of the year the company had five fast-charging points at service stations in Colombia and began construction of the first electric charging hub for heavy electric vehicles.

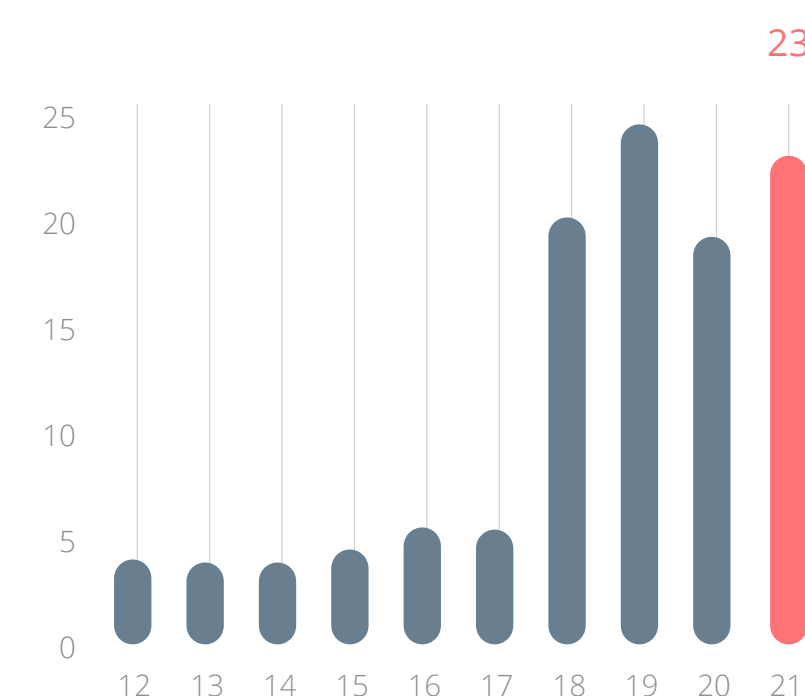
Terpel also launched Extra GT 98 gasoline, the first super premium gasoline in Colombia. This new product will improve engine performance in terms of power and performance, while reducing emissions of unburned hydrocarbons, carbon monoxide and carbon dioxide.

In terms of recognitions, the company was selected, for the sixth consecutive year, to be part of the S&P Global Sustainability Yearbook. This recognition is the result of the good practices that the company maintains in economic, environmental and social matters, which have made it one of the most sustainable companies in the world. Additionally, it was recognized in the Colombian market as one of the 25 most admired companies and was selected as one of the 25 companies with the best reputation, according to Merco 2021. In Panama, it was distinguished by the Merco Corporate Reputation Business Monitor as one of the companies with the greatest social commitment during the pandemic in that country. It was also recognized by the US Chamber of Commerce and Industries in Panama-AmCham for the implementation of Alimentando Esperanzas, one of the most relevant business resilience programs during the pandemic, and received the Bicentennial Volunteers award from the Panamanian Ministry of Social Development for its commitment to service before and during the pandemic.

**LIQUID FUELS SALES**  
million gallons



**LUBRICANT SALES**  
million gallons







# MAPCO

MAPCO has 331 service stations located in the southeastern United States, specifically in the states of Alabama, Arkansas, Georgia, Kentucky, Mississippi, Tennessee and Virginia, through which it sells liquid fuels. All of them operate under the self-service format and have an associated convenience store. In addition, the company distributes fuels to 99 third-party service stations, with whom it has supply agreements.

MAPCO uses the MAPCO, MAPCO Express, MAPCO Mart, Delta Express and BP brands for the commercialization of fuels and lubricants. Its main competitors include Twice Daily, Weigl, Circle K, Racetrac, Speedway, Pilot, Thorntorns, Wawa, Murphy USA, Kroger, Shell, Exxon, Marathon, among others.

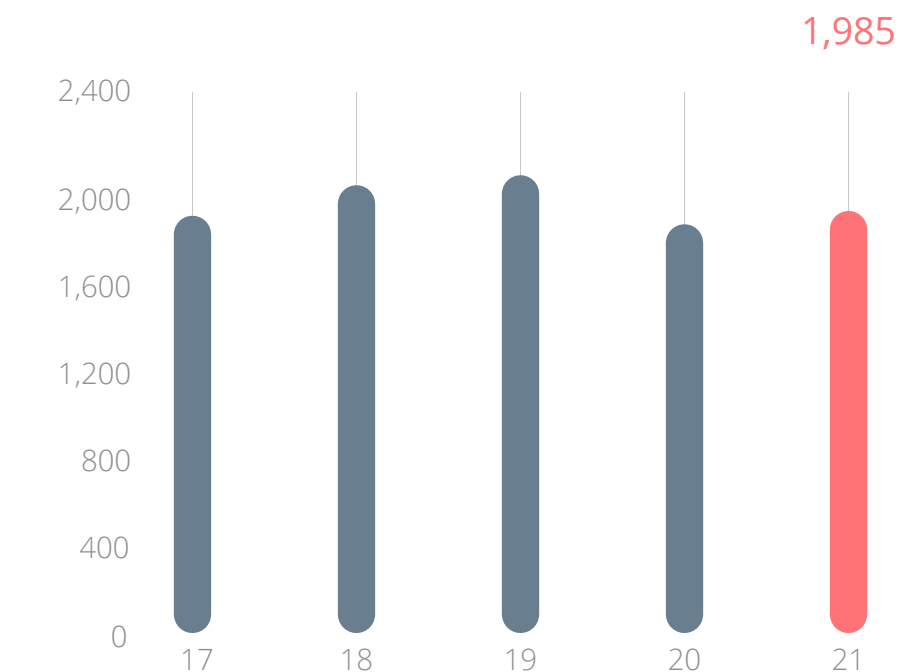
During 2021, the company's physical gasoline sales increased 5.9% versus the market's 4.6%. Meanwhile, over 101 million transactions were recorded, up 2.8% compared to 2020.

Among the main milestones for the year, the company acquired three properties for the development of new service stations, opened one station in Alabama and another in Tennessee, and began construction of another six, which will begin operations during 2022.

In addition, 31 stations in Nashville and Chattanooga were rebranded, nine stations in Nashville were remodeled, and another 15 stations continued with the replacement of new fuel dispensers.

In terms of awards, MAPCO was recognized with the Top Workplaces 2021 Survey's Culture Badge for Managers, for the support given by the different management teams to employees to learn, grow and succeed. MAPCO also won the "Project of the Year" award for its 12-month Emerging Leaders program, designed to enrich and develop the talent of Store Managers and Store Support Centers, and to train the next generation of leaders.

**LIQUID FUELS SALES**  
thousand cubic meters







## Sonacol

Sonacol transports gasoline, domestic and aviation kerosene, diesel oil and liquefied gas through a 466-kilometer pipeline network located in the Valparaíso, O'Higgins and Metropolitan regions. This network consists of two lines in the Quintero-Concón section, one dedicated to transporting liquefied gas and the other for gasoline, diesel and aviation and domestic kerosene; two lines in the Concón-Maipú section for the same services; one line for the San Fernando-Maipú section dedicated to transporting clean products and enabled to operate bidirectionally, and one line in the Maipú-Airport section, for transporting aviation kerosene.

In addition, there are seven pumping stations, four product delivery terminals and a Maintenance Center in Maipú.

Sonacol transports 98% of the fuels in the Metropolitan Region and offers the best alternative for transporting products to and from storage plants and refineries. Its main customers are Enap Refinerías, Copec, Esmax, Enex, YPF, Gasmar, Abastible, Gasco and Trading de Gas.

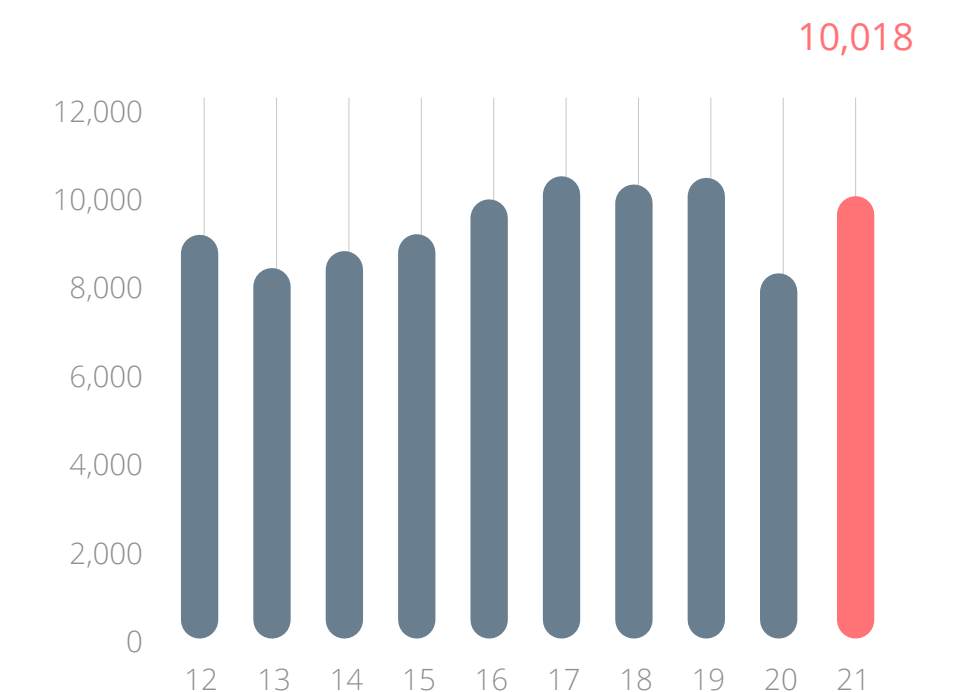
In terms of certifications, the company has ISO 9001 management standards for quality systems, ISO 14001 for the environment and, as of 2021, ISO 45001 for occupational health and safety.

During 2021, the company transported 10,018 million m<sup>3</sup>, a 21% increase over the previous year.

In this same period, Sonacol made a series of improvements in the Maipú-Airport pipeline, in the El Bato Station in Quintero, and in the Cathodic Protection System for monitoring in the Quintero-Concón and Concón-Maipú lines. In addition, it renovated the Control Room at the Concón Plant.

The company received 100% certification from the Mutual de Seguridad and the Labor Directorate for the Telework modality, and the "Gold Category" recertification of the Joint Health and Safety Committee of the Central Office and the Concón Plant, granted by the Mutual de Seguridad. Sonacol was also recognized by the National Safety Council (CNS) for its management and results obtained in Occupational Health and Safety.

**VOLUME TRANSPORTED**  
thousand cubic meters







## Abastible

Abastible sells liquefied gas for domestic, commercial and industrial use, in cylinder and bulk formats, also offering integrated energy solutions in a wide range of industries, with state-of-the-art technology, promoting energy efficiency and environmental care. These include electric power generation, through equipment driven by combustion engines; measurement and verification of savings and emissions, a traceability tool for the energy and environmental impact of energy efficiency projects validated through certificates that use Blockchain technology; steam thermal plant optimization, a comprehensive service that seeks to combine steam production and demand to make fuel consumption more efficient; supply of 100% renewable electric power directly to free customers; cogeneration systems that enable simultaneous generation of electricity and useful heat from a single fuel consumption process and trigeneration systems that are additionally capable of producing cold; supply of electricity from a solar photovoltaic facility; generation of cold or heat by means of heat pumps; ultra-efficient thermal power plants to generate domestic hot water and heating water in real time; and Autogas, a business area focused on the conversion of vehicles to liquefied gas and marketing of liquefied gas vehicles for cabs and company fleets, through service stations.

Through 10 bottling plants, located in Arica, Iquique, Antofagasta, Coquimbo, Concón, Santiago, Talca, Talcahuano, Osorno and Coyhaique, and together with

1,268 distributors, strategic partners of the company, Abastible is present in almost all the national territory, including Rapa Nui. Additionally, Abastible has 26 sales and distribution offices, almost 68 thousand tanks and around eight million cylinders.

Abastible also sells liquefied gas in Colombia, Peru and Ecuador, through its subsidiaries Norgas, Solgas and Duragas, respectively.

In terms of certifications, the company maintains the ISO 50001 standard in force at its Lenga Plant for its energy management system, and obtained the recommendation to achieve ISO 14001 certification at its Maipú Plant and all of them, making it the only national liquefied gas company to achieve this goal, which is key to sustainable growth in caring for the environment. It is also in the process of achieving ISO 50001 certification for its Maipú plant and ISO 45001 certification for all its production processes.

Regarding with commercialization of its products, the company only uses the Abastible brand. Meanwhile, its main competitors include the distributors Gasco GLP, Empresas Lipigas, Gas HN, Gas Maule and ENEX Gas; and in the natural gas substitute segment are Intergas, Gas Sur, Metrogas, Gas Valpo, Gasco Magallanes, Energas, Innergy and GNL Lipigas.

During 2021, physical sales were 556 thousand tons, accounting for an increase of 10.2% over the previous year. Of

this total, 393 thousand tons corresponded to the bottled segment, 153 thousand tons to bulk and 10 thousand tons to liquefied gas for vehicles. Meanwhile, market share reached 39.3%. Customers in the bulk segment totaled 43 thousand, in the metered segment 133 thousand and in the bottled segment the company reached more than three million households.

The main milestones of the year include the automation project of the manual bottling processes at the Maipú Plant, the replacement of 17 trucks of the bulk fleet and 19 trucks of the bottled fleet for the delivery operation to distributors, and the purchase of 300 thousand cylinders and two thousand tanks.

In addition, new home solutions were created, including sanitary installations, electricity, glazing, locksmithing, maintenance of water heaters, gas stoves and stoves, and repair of household appliances.

In addition, Abastible implemented several energy efficiency projects that will reduce polluting emissions into the environment and reduce energy costs for different companies. They include providing advice to Química Latinoamericana to reduce electricity costs and support it in the process of migrating from a regulated to a free customer; the delivery of electricity supply to the company Quatum, enabling it to obtain the I-REC renewable energy certificate; the process of replacing diesel with liquefied gas in the steam boilers of the company





Setas del Huerto; the implementation of an innovative and sustainable cogeneration project in the fish farm of AquaChile, which will reduce the carbon footprint, particulate matter, CO<sub>2</sub> and hydrogen sulfide oxides in its operation; the development of an energy solution to generate industrial steam with lower emissions and fuel savings between 10% and 15% at Crustanic, a shrimp and prawn shell processing company, and the implementation at the Tuniche company of a digital monitoring and control system for the seed drying process, aimed at remotely monitoring temperature and humidity and accelerating the production process to ensure product quality, among others.

At the same time, the company measured its corporate carbon footprint and identified climate change risks.

Also, the company sold its entire shareholding in Gasmar to Inversiones Arco 4 SpA, part of the Arroyo Energy Group, for approximately US\$ 117.6 million.

It is worth mentioning that Abastible, for the second consecutive year, took part in Techo-Chile's "Chile Comparte Calor" campaign, committing to the donation of gas loads. The company was also part of the TECHO Común campaign, contributing to the construction and refurbishment of community centers. In addition, for the third consecutive year, the company took part in the campaigns of the Ministry of Social Development and Family, to provide heating supplies for shelters and Noche

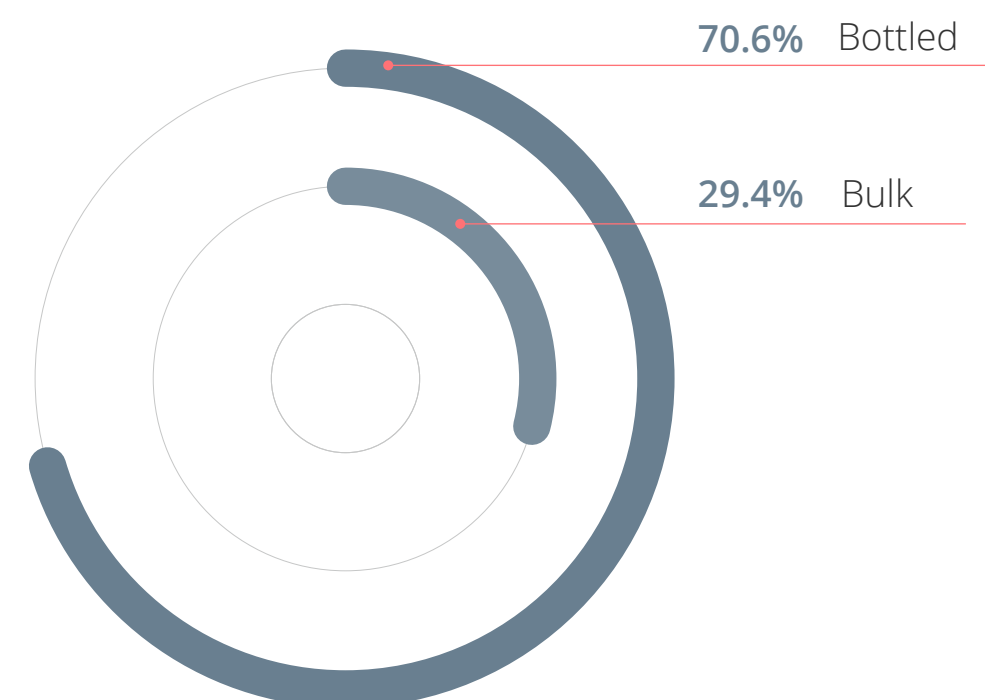
Digna centers for homeless people and long-stay facilities for the elderly (ELEAM by its Spanish acronym). Additionally, it created the "Latam Women Leaders Network", with the aim of promoting networking among women leaders of the company at regional level, and voluntarily adhered to the "Energy + Women" Plan of the Ministry of Energy, which seeks to solve gender gaps in the energy industry, to increase women's participation.

In terms of awards, Abastible received the "Consumer Loyalty 2021" distinction in the Liquefied Gas category for the results achieved in terms of closeness and good customer experience. It also received the National Customer Satisfaction Award in the "Metered Gas" category for its overall level of satisfaction with the brand. It was also recognized as the most valued brand in the gas category in the 2021 version of the Chile 3D study, which analyzes the preferences and profile of consumers in the Presence, Prestige and Affection dimensions. In addition, it was awarded the Energy Excellence Seal, in the Gold category, for having a production process in its Lenga Plant that allows saving energy resources and reducing greenhouse gas emissions; it became the first Latin American company to obtain the prestigious international recognition in energy management, CEM Energy Management Leadership Awards, granted by the Clean Energy Ministerial (CEM), a global forum aimed at promoting and sharing best practices, in order to accelerate the energy transition in global

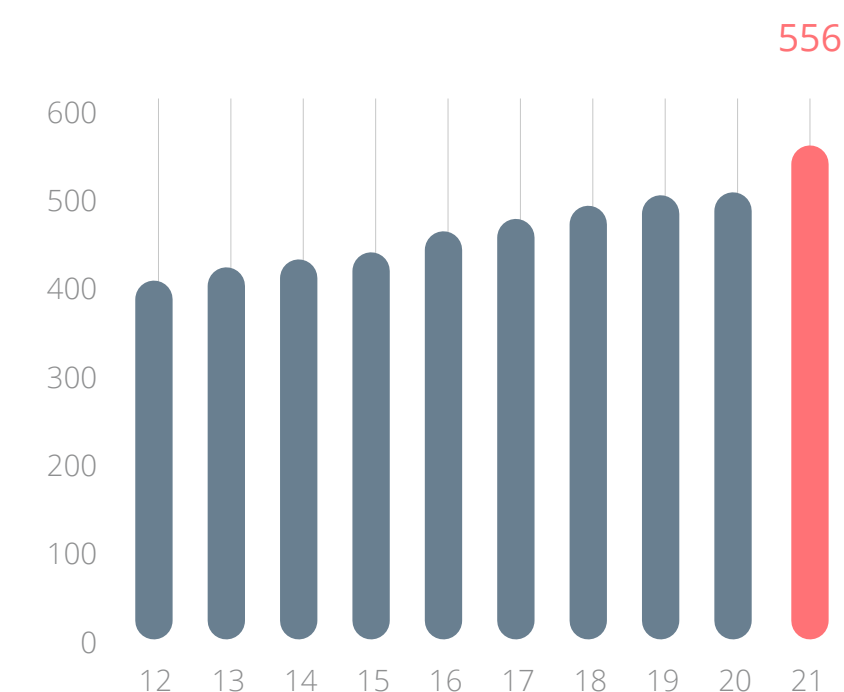
economies. It also won the Merco Talento 2021 Award as the best company for attracting and retaining talent in the liquefied gas sector and, for the second consecutive year, was recognized as one of the best Companies for Interns 2021 in the First Job ranking.

SALES PER PRODUCT 2021

Total: 556 thousand tons



SALES IN CHILE thousand tons







# Norgas

Norgas sells liquefied gas for residential and industrial use in 1,045 of Colombia's 1,122 municipalities.

The company has 25 bottling and storage plants located in the departments of Antioquia, Arauca, Bolívar, Boyacá, Caldas, Cauca, César, Chocó, Cundinamarca, Meta, Norte de Santander, Putumayo, Santander, Tolima, and Valle del Cauca; 18 distribution centers; 7,500 distributors; 4.1 million cylinders, and more than eight thousand tanks.

In addition, Norgas participates in the development of energy solutions; manufactures and sells cylinders and storage tanks through the company Cinsa; transports bottled and bulk liquefied gas in trucks through the company Cotranscol; and owns 33.33% of the gas distributor Montagas.

The company has ISO 9001 certification for the storage, commercialization, and distribution of liquefied gas in tanks and for the cylinder filling process, and ISO 45001 certification for tank storage, transportation, assembly, operation, and maintenance.

On the other hand, the brands used by the company to market its products are Colgas, Norgas, Gasan, and Gases de Antioquia. It manufactures and sells

cylinders under the Cinsa brand. Major competitors include the liquefied gas distributors Grupo Inversiones GLP, Grupo Chilco, Montagas, Rayogas, Roscogas, CLC and Gas Zipa, among others; and in the manufacture and sale of cylinders, the companies Cilgas, Chilco, Metalmate, Evas and Arcosa.

During 2021, physical sales totaled 242.7 thousand tons, 5.0% higher than the previous year, and market share reached 34.5%. This is the result of a solid commercial plan that has allowed Norgas to strengthen its offer of energy solutions in four business units: Home, Commerce, Industry and Mobility, and to carry out projects to increase the coverage of new users, especially in the departments of Sucre, Antioquia and Arauca.

In addition, Norgas carried out important positioning campaigns such as "el azulito, el cilindro número 1, con toda seguridad", enabling it to achieve a 68% top of mind growth, among others.

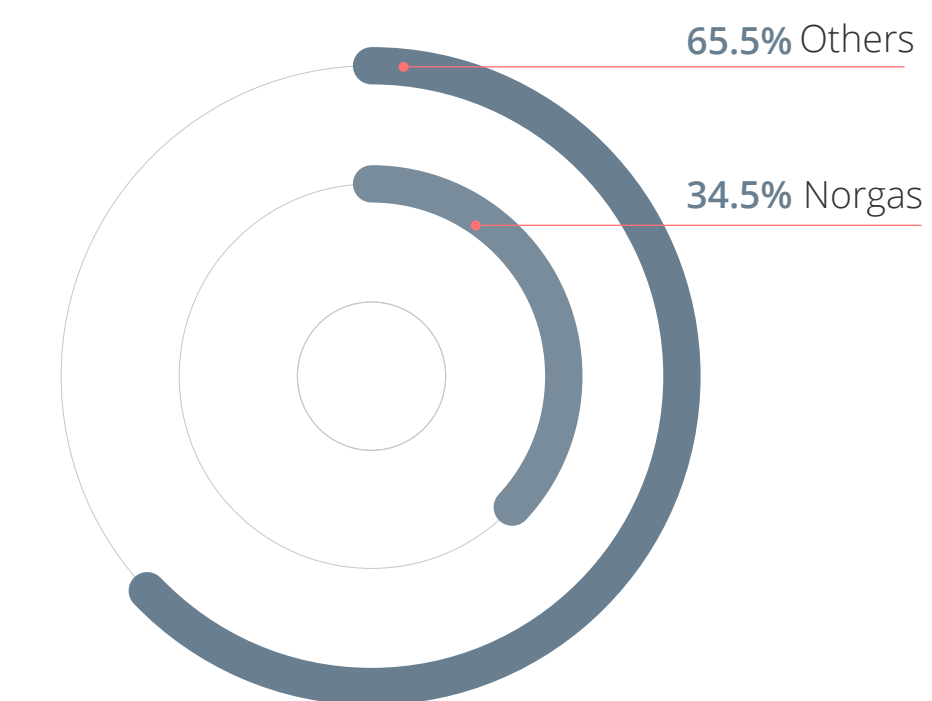
For its part, the NautiGLP division continued with the outboard motor conversion program, and AutoGLP opened its first retail service station in the city of Cartagena in alliance with Terpel, and made progress in the upcoming openings in the cities of Bogota, Medellin and Barranquilla.

At the same time, the company is in phase II of the Telemetry project to measure tank levels and the digitalization of orders and deliveries to provide customers with an automatic assignment to the nearest distributor in order to reduce delivery times and provide real-time visibility of the route followed by the vehicle to its destination.

Norgas increased its share to 40% in the recently expanded Okianus Port terminal, which will enable it to increase storage capacity from 702 to 2,653 tons of liquefied gas and ensure continuous supply.

In terms of recognition, Norgas, Cinsa, and Cotranscol were awarded the Family-Responsible Company certification by the Fundación Más Familia for their commitment to a balance between personal, work, and family life, and for promoting actions aimed at generating a better experience for their employees.

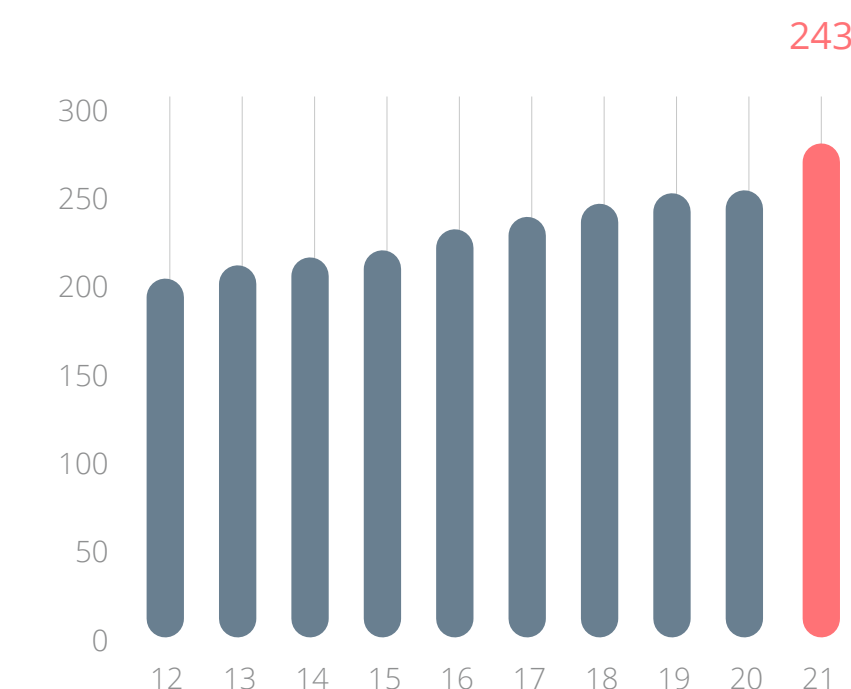
MARKET SHARE  
2021



Source: SUI

SALES

thousands tons







## Duragas

Duragas sells liquefied gas for residential, industrial and vehicular use in 18 of Ecuador's 24 provinces.

The company has four storage and bottling plants located in the provinces of Manabí, El Oro, Santo Domingo, and Pichincha, totaling 11 tanks with a storage capacity of 449 tons and a nominal bottling capacity of 5,100 cylinders per hour. In addition, the company has a bottling service contract with two plants of EP Petroecuador, located in Guayaquil and Shushufindi, with a nominal capacity of 3,900 and 720 cylinders per hour, respectively. It is worth mentioning that in the case of the EP Petroecuador plant located in Guayaquil, approximately 88% of its capacity goes to Duragas. This adds to 1,327 distributors, approximately 5.5 million Duragas cylinders, and more than 3,000 tanks, of which 1,552 are owned by the company.

Duragas maintains ISO 14001 certification in all its work centers, including the administrative offices.

The brands used by the company to market its products are Duragas for the bottled segment, Duragas PRO for the bulk and piped segment, and Duragas

Autogas for the vehicle segment. Its main competitors are Eni and Congas.

During 2021, Duragas' physical sales reached 521 thousand tons, 8.6% higher than the previous year. Of this total, 471 thousand tons correspond to the bottled segment, which grew 8.2%, and 50 thousand tons to the bulk segment, which recorded an increase of 12.3%. The company had a total market share of 39.8% and recorded more than 16 thousand customers, of which 1,759 correspond to bulk, 14,559 to channeled and 401 to final industrial packaging customers.

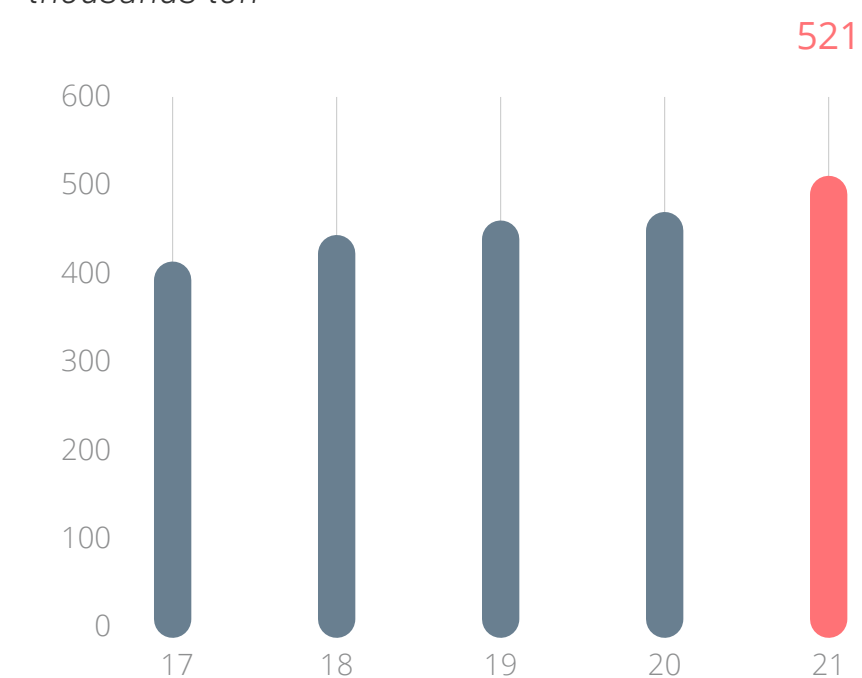
The main milestones of the year included the signing of a contract with EP Petroecuador for the reception, blending, transportation, storage, and delivery of imported liquefied gas, which will enable the company to reduce costs of the product for industrial use. An investment agreement was also signed with the government for US\$ 50.4 million for the company's planned investments over a 12-year period. In addition, Duragas will begin construction of a new storage and bottling facility in the province of Guayas, which will require an investment of approximately US\$ 18 million and

will replace the contracted capacity of EP Petroecuador's plant in Guayaquil. Duragas opened a new gas service station for cabs in the city of Guayaquil.

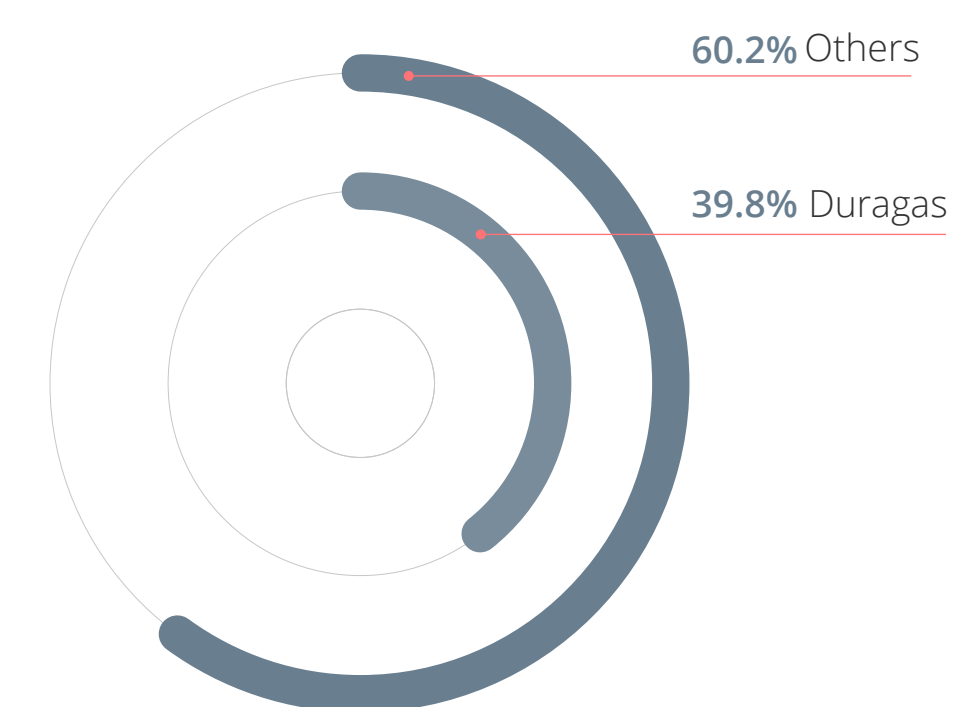
The company also obtained organizational carbon neutrality certification for all its work centers, making it the first company in Ecuador's liquefied gas sector to obtain this certification.

In terms of awards, Duragas received the "Environmental Merit" distinction for its commitment and preservation of the environment at its liquefied gas storage and bottling plant in Santo Domingo. Finally, it was recognized by the Guayaquil Chamber of Industries for being the first company in the liquefied gas sector to obtain Carbon Neutrality Certification for all its facilities.

**SALES**  
thousands ton



**MARKET SHARE**  
2021



Source: own estimates





## Solgas

Solgas sells liquefied gas for residential, industrial and automotive use in Peru, in the departments of Amazonas, Ancash, Apurímac, Arequipa, Ayacucho, Cajamarca, Cuzco, Huancavelica, Huánuco, Ica, Junín, La Libertad, Lambayeque, Lima, Loreto, Madre de Dios, Moquegua, Pasco, Piura, Puno, San Martín, Tacna, Tumbes and Ucayali.

The company has a storage plant located in Ventanilla, with a capacity to store 16.6 thousand tons; eight bottling plants in Arequipa, Chiclayo, Cuzco, Huancayo, Piura, Pucallpa, Trujillo, and Ventanilla, with a total capacity to process 1.5 thousand tons per day; 4.2 million cylinders, 7,821 tanks, 11 sales offices, six distribution centers, and a network of 469 distributors.

Solgas also holds ISO 14001 Environmental Management System certification for its storage and bottling plants and main office; ISO 9001 Quality Management System certification for its storage plant and main office, and ISO 45001 Occupational Health and Safety Management System certification for its storage plant, main office and bottling plants in Trujillo, Ventanilla and Arequipa.

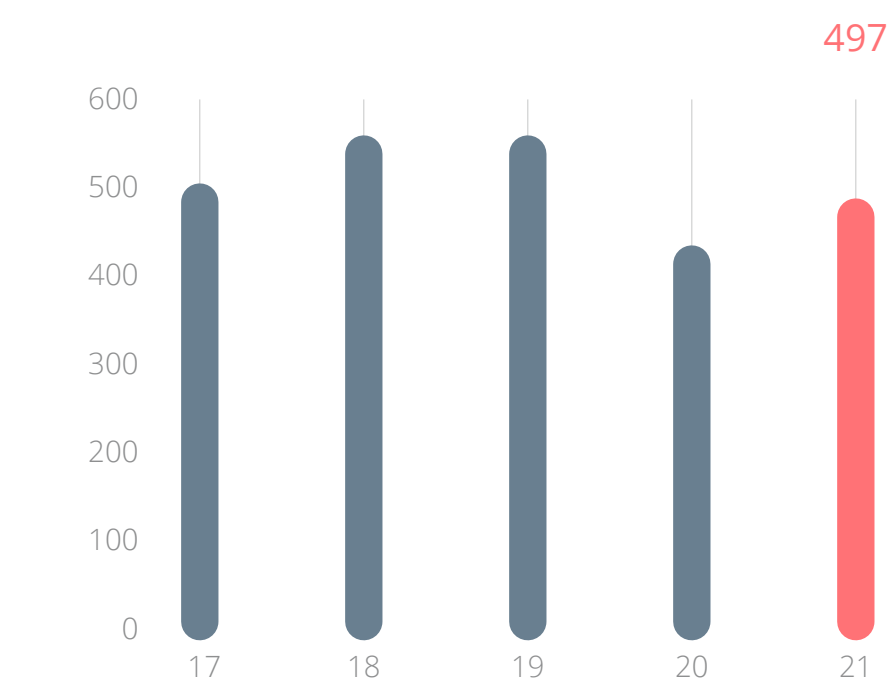
On the other hand, the brands used by the company to market its products are Solgas, Masgas, SolgasPro and Solgas Energía. Meanwhile, its main competitors are Limagas, Llamagas, Zetagas, Pecca, Costagas and Corporación Andina, among others.

During 2021, physical sales in the bottled, bulk and automotive segments totaled 415 thousand tons, up 11.8% from the previous year, and sales in the wholesale segment were 83 thousand tons, 8.5% higher than in 2020. Meanwhile, market shares in the bottled, bulk and automotive segments reached 20.1%, 32.1% and 18.7%, respectively. In this context, Solgas had a total market share of 25.4% with more than 97 thousand customers in all its segments.

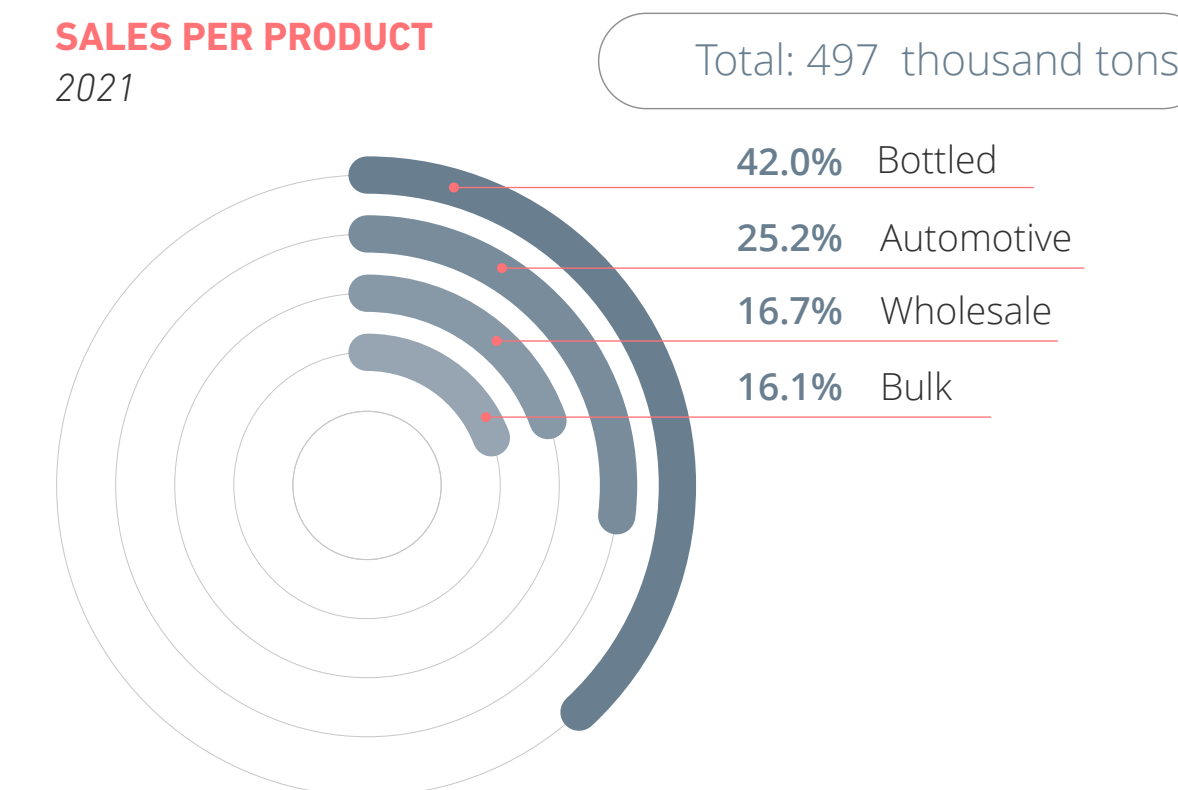
Major milestones of the year included the launch of two new business areas: Solgas Energía, focused on clean energy services and efficiencies, and Solgas Residencial, aimed at offering residential services. It also implemented the "Webdox" platform for the systematization and traceability of work contract requirements, and carried out improvements to its facilities.

In terms of certifications, the company renewed the validity of its ISO 45001, ISO 14001 and ISO 9001 certifications, and was distinguished at the regional level for its risk management.

**SALES**  
thousands ton



**SALES PER PRODUCT**  
2021







# Metrogas

Metrogas distributes natural gas for residential, commercial and industrial use in the Metropolitan, O'Higgins and Los Lagos regions, through an underground distribution network, with a total coverage of 6,100 kilometers. In addition, the company operates virtual gas pipelines, which transport natural gas in liquid form by truck from the loading island of the GNL Quintero terminal to the satellite regasification plants, to be delivered to the different customers through its supply network.

The company also offers energy solutions for its industrial customers, including cogeneration systems, trigeneration and natural gas vehicles. Metrogas also has four service centers located in Santiago, Rancagua, Osorno and Puerto Montt.

In terms of certifications, the company maintains the ISO 9001 standard for its quality management system practices and methodologies.

During 2021, physical sales totaled 937 million m<sup>3</sup>, up 5.6% from the previous year. Specifically, the industrial segment recorded a 5.6% increase in volume, while the residential-commercial segment increased 5.7%. Meanwhile, sales in the Natural Gas Vehicles

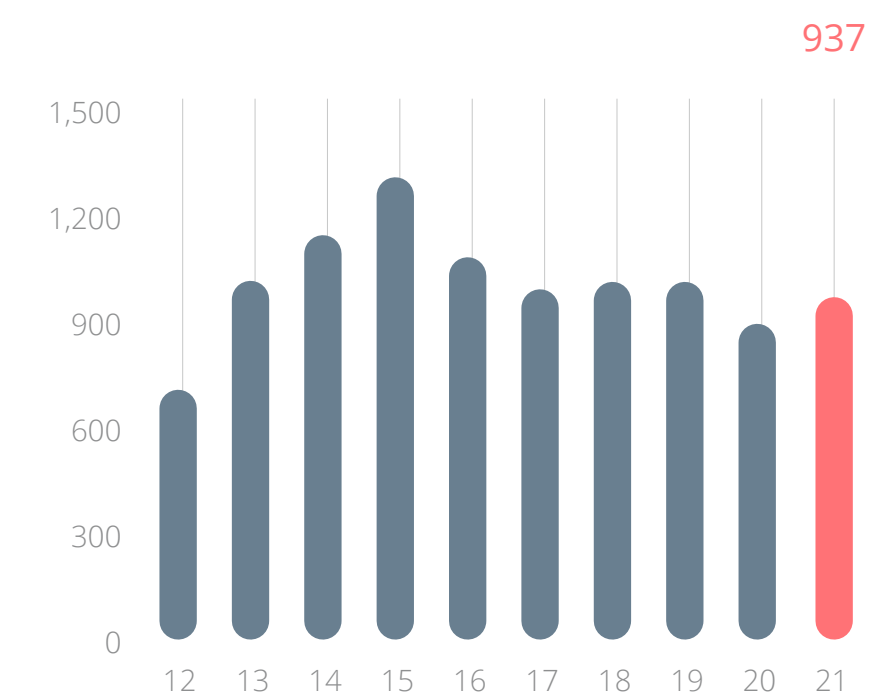
segment reached a volume of 3.5 million m<sup>3</sup>. In this scenario, the number of Metrogas customers was 815 thousand, a 3.9% increase over the previous period and driven by progress in its expansion plans carried out in all its business segments.

Major milestones for the year include the level of loyalty of Metrobolsas customers and the high overall satisfaction that the various types of customers show with the product.

In addition, Metrogas continued to actively support the development of energy solutions for its industrial customers through the renewal of their equipment and with options that promote the use of natural gas and care for the environment.

On the other hand, the company maintained its Metroambientalista Brigade program, which seeks to transmit the benefits of natural gas in terms of environmental care and to share the company's deep commitment in this aspect with children in the first cycle of primary school.

**SALES**  
million cubic meters equivalent







## Aprovisionadora Global de Energía

Aprovisionadora Global de Energía markets natural gas to namely power generators and natural gas distributors.

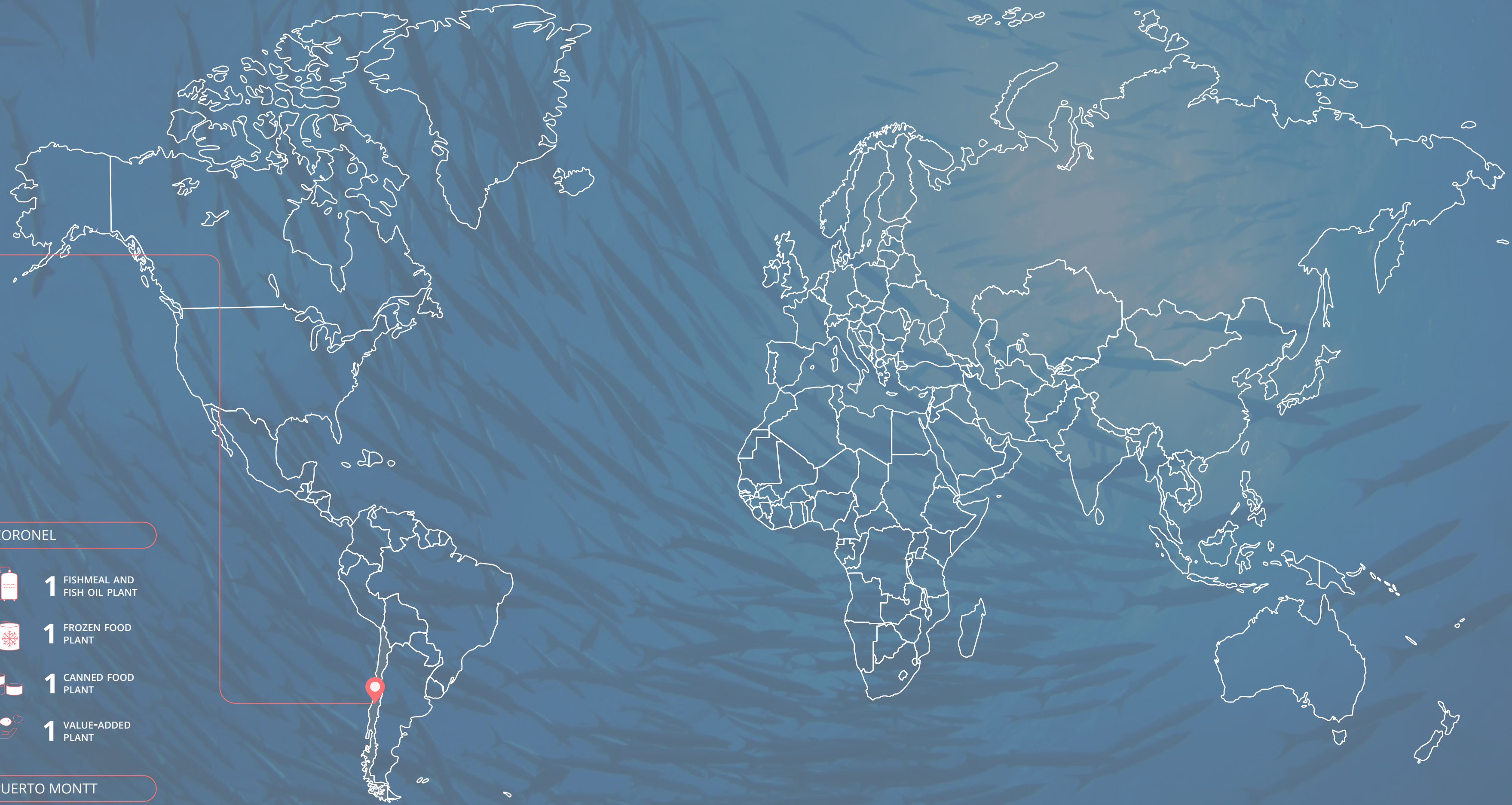
To this end, the company has a contract with GNL Chile to purchase liquefied natural gas from different parts of the world, and has an ongoing, long-term natural gas supply contract with Metrogas.

Complementarily, Aprovisionadora Global de Energía participates in the ownership of GNL Quintero, GNL Chile, GasAndes Argentina, GasAndes Chile and Andes Operaciones y Servicios.





# Fisheries Sector



## CHILE

 **6** ORIZON'S OWN SHIPS

 **32** CORPESCA'S OWN SHIPS

## ARICA

 **1** FISHMEAL AND FISH OIL PLANT

 **1** OMEGA 3 CONCENTRATE PLANT

## IQUIQUE

 **2** FISHMEAL AND FISH OIL PLANT

## MEJILLONES

 **1** FISHMEAL AND FISH OIL PLANT

## COQUIMBO

 **1** FISHMEAL AND FISH OIL PLANT

## CORONEL

 **1** FISHMEAL AND FISH OIL PLANT

 **1** FROZEN FOOD PLANT

 **1** CANNED FOOD PLANT

 **1** VALUE-ADDED PLANT

## PUERTO MONTT

 **1** STORAGE AND DISTRIBUTION TERMINAL





## Orizon

Orizon produces and sells food for mass consumption, including frozen and canned fish and seafood, and those for industrial applications, such as fishmeal and fish oil.

The company has an operating fleet of six vessels with advanced technology and refrigeration systems, the fishing vessels Líder, Lonco, Ventisquero, Vesterveg, Don Julio and San José. In addition, it has a fishmeal and fishoil plant located in Coquimbo, with a total capacity of 50 tonnes per hour of jack mackerel, and four operating plants in Coronel. The latter include a fishmeal and fish oil plant, with a capacity of 100 tonnes of jack mackerel per hour; a canned food plant, with a capacity of 25,000 boxes per day; a frozen food plant, with a capacity of 370 tonnes of jack mackerel per day; and another value-added frozen food plant, with a capacity to process 100 tonnes of cuttlefish per day and 10 tonnes of jack mackerel loins per day.

At the national level, Orizon accounts for 11.0% of fishmeal production and 8.0% of oil production. At the international level, the company accounts for 0.7% and 1.0% of world fishmeal and fish oil production, respectively.

In addition, Orizon has a business unit that sells food products manufactured in-house and others purchased from third parties, providing access to a portfolio of 959 customers. The brands used are San José, Colorado and Wirenbo.

It also represents the brands of the multinational General Mills (Nature Valley, Fiber One, Betty Crocker, Häagen-Dazs and Old el Paso) and represents Megamex's HPP (High Pressure Processing) avocado.

Its main competitors include Camanchaca in the canned food business; Blumar, Foodcorp, Landes and Camanchaca in the frozen food segment, and Corpesca, Camanchaca, Blumar, Alimar, Lota Protein, Landes and FoodCorp in the fishmeal and fish oil business.

In terms of certifications, Orizon has, among others, the BRCv8 global food safety standard and the new IFS Food v6.1 certification for the value-added canned and frozen food plants, the Marine Stewardship Council (MSC) standard for the jack mackerel chain of custody, and the IFFO-RS 2.0 standard "The Fishmeal and Fish Oil Organisation; Responsible Supply of The Marine Ingredients Organisation" for the Coquimbo and Coronel fishmeal plants.

During 2021, the company's processed fishing reached 259 thousand tonnes. Of the above total, 128 thousand tonnes were own catches, accounting for 24% of industrial catches in the center-south zone of the country, 128 thousand tonnes were artisanal catches and three thousand tonnes were purchases from industrial third parties. In this context, fishmeal production was 39 thousand tonnes, up 8.8% from 2020. Oil production reached

11 thousand tonnes, 28.6% higher than in the previous year. In addition, the production of canned products totaled 2.5 million boxes, 8.5% higher than in 2020, and that of frozen products was 41 thousand tonnes, up 42.9% from the previous year. Meanwhile, Orizon sold its products to 144 customers in countries such as Jamaica, the United States, Sri Lanka, Nigeria, Peru and the Ivory Coast, among others.

Major milestones of the year included the start-up of the FLIP project, a pilot plant dedicated to the production of potato chips with a third less fat content compared to traditional ones, carried out in alliance with DICTUC and the academic and vice rector of Research of the UC, Pedro Bouchon. The success of this project allowed to start the construction of the industrial plant for the commercial stage in Santiago and to start the commercialization of two products of the FLIP brand: potato chips with sea salt and potato chips, sweet potatoes and carrots with sea salt. The sale is made through its e-commerce platform [www.lamesadetodos.cl](http://www.lamesadetodos.cl) and under the brand name "FlipSnacks".

In addition, a plant will be built in María Pinto, which will be dedicated to research and technological development in aquaculture with a water recirculation system, which will allow the cultivation of aquatic animals with very little water consumption. It is estimated that this facility will start operations in January 2022, with a 2-year R&D program.



For its part, Orizon completed the purchase and sale of the Puerto Montt plant for approximately US\$ 7.4 million.

In addition, the company replaced the use of bunker oil for liquefied gas in industrial boilers as the main fuel, and diesel oil as an alternative fuel, increased by 20% the capacity in the treatment of riles at the Coronel industrial complex, improved the fishmeal cooling capacity at the Coquimbo plant and replaced the manual labeling line with an automatic one, increasing productivity by 10 times and labeling capacity by 20%. Orizon also advanced in the development of an Artificial Intelligence Pilot Project for the remote identification of marine species in fishing landings, carried out jointly with the National Fisheries Service, the Swiss company SICPA and the Universidad de Concepción.

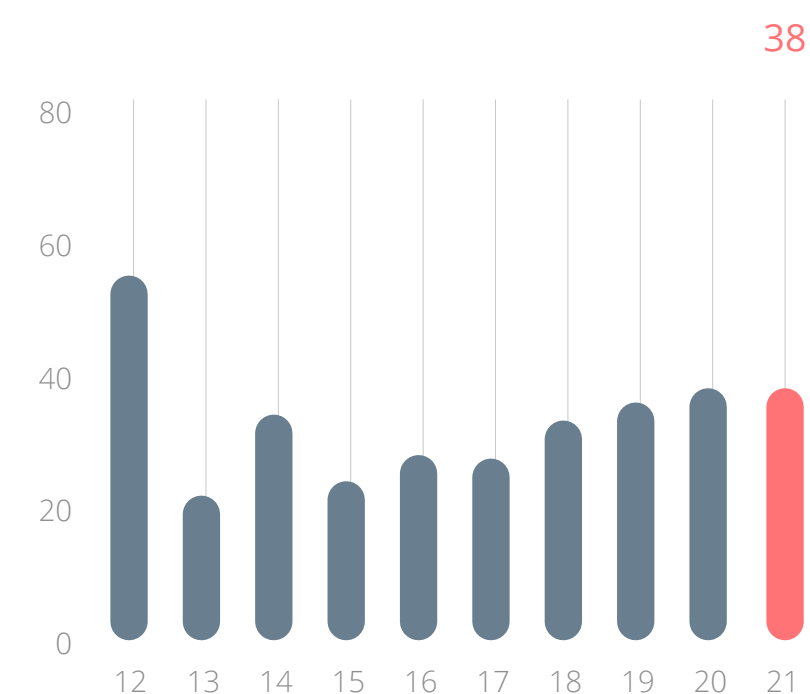
During this period, the new web site [www.elmercadodetodos.cl](http://www.elmercadodetodos.cl) was launched, allowing 24-hour shopping, incorporating commercial information about the client and responding to requests. The COMEX portal was also launched, allowing foreign clients to track international purchase orders in real time.

On the other hand, an energy management system was implemented to promote the rational and efficient use of energy resources, among others, and the audit process was approved in order to have the APL seal granted by the Sustainability and Climate Change Agency in 2022.

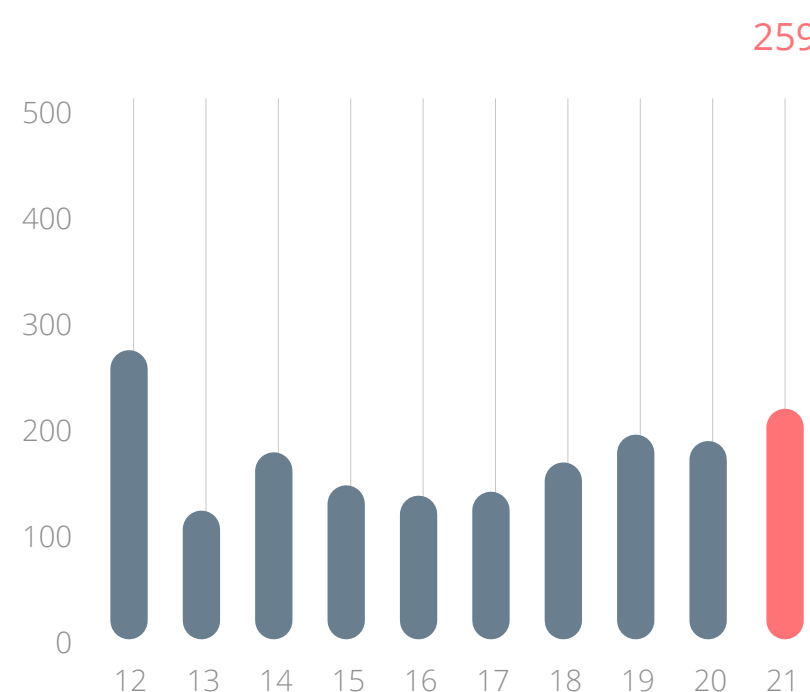
In addition, Orizon, together with Abastible's Energy Solutions area, implemented an efficient steam generation project at its Coronel plant using state-of-the-art technology, which will increase efficiency by around 15% and reduce emissions of greenhouse gases, particulate matter (PM10), sulfur oxide and carbon dioxide.

In terms of awards, the company was distinguished by the ACHS with the Covid-19 Seal for the management carried out at the Coronel plant in the prevention and control of coronavirus infections since the beginning of the pandemic, and won first place in the "Collaborating Company" category for the support given to the FLIP healthy snacks project. This recognition is given by the Ministry of Science, Corfo and the Network of Technology Managers of Chile (RedGT), to actors that promote cooperation and generation of technology-based ventures, and the link between academia and the private world.

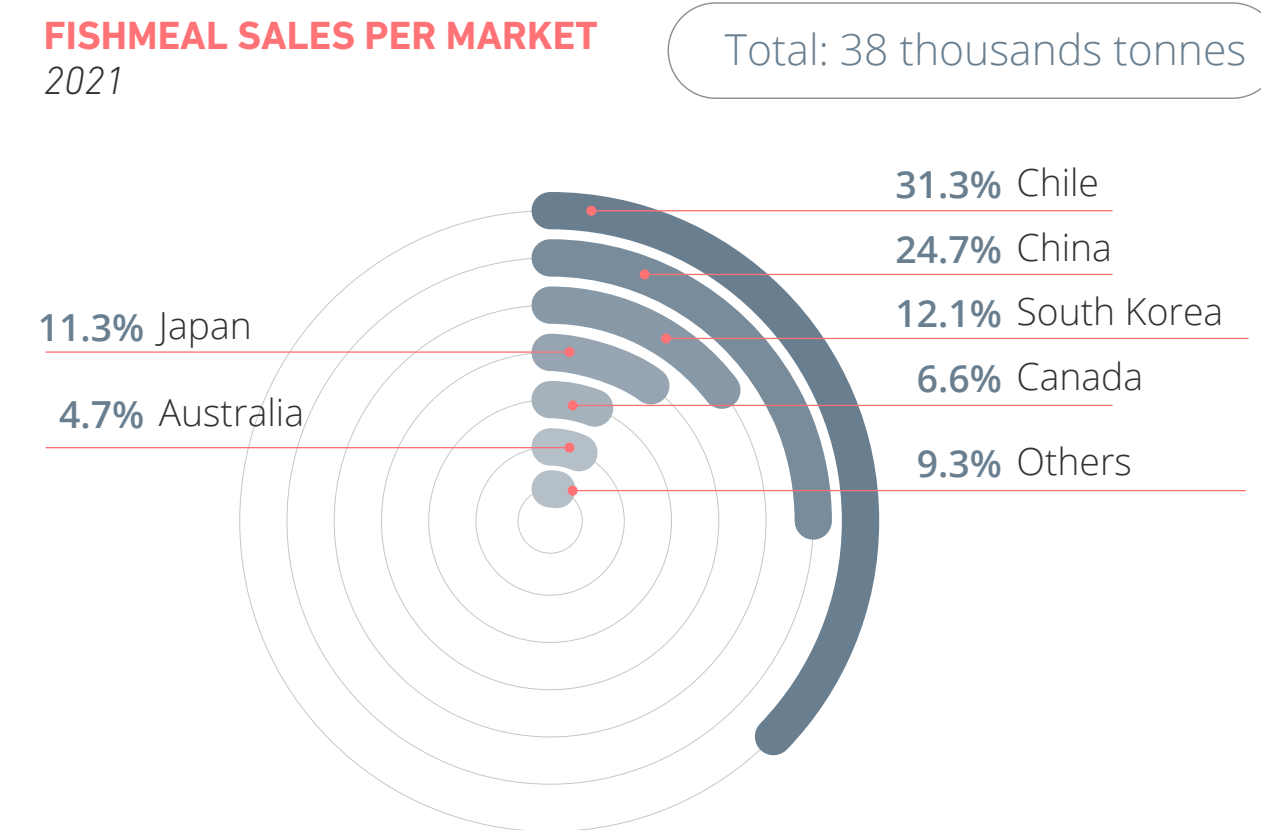
**FISHMEAL SALES**  
thousands tonnes



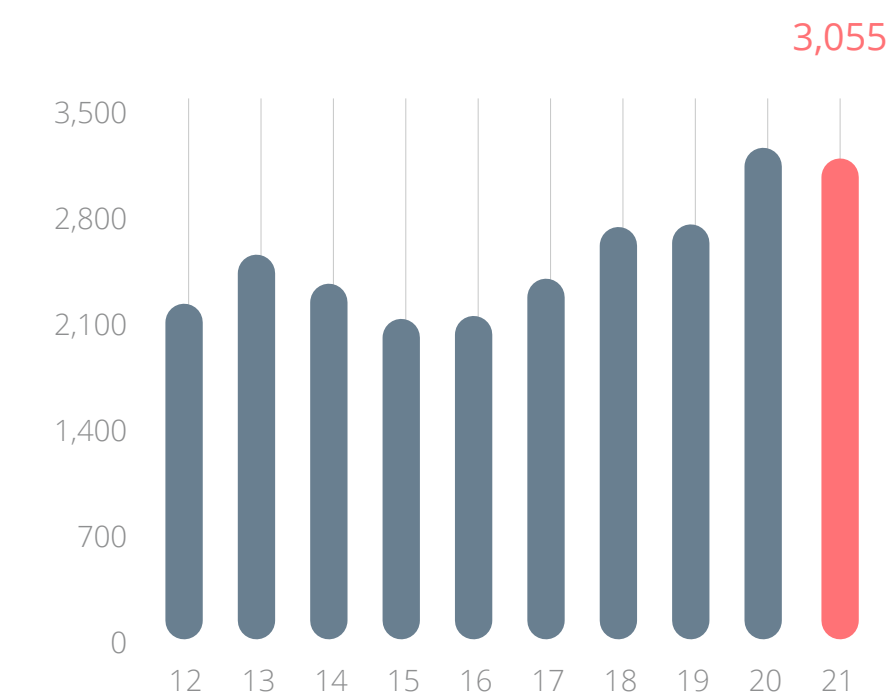
**PROCESSED CATCH**  
thousands tonnes



**FISHMEAL SALES PER MARKET**  
2021



**CANNED SALES**  
thousands of boxes







## Corpesca

Corpesca produces and sells fishmeal and fish oil in three processing plants located in Arica, Iquique and Mejillones, with a production capacity of 400 tonnes of raw material per hour. They are supplied exclusively with pelagic species (anchovies, jack mackerel and mackerel), which are caught with its own fleet and through local artisanal fishermen. In Puerto Montt there is a fish oil and fishmeal storage and distribution terminal, specially established to supply salmon and trout feed manufacturers.

In addition, it has a fleet of 23 Deep-Sea Fishing Vessels, with a total operating hold capacity of 9,555 m<sup>3</sup>. Of this fleet, seven vessels, the fishing vessels Tornado, Corpesca 2, Relámpago, Icalma, Eperva 56, Intrépido and Trueno, have insulated and refrigerated holds totaling 3,055 m<sup>3</sup>.

At the national level, Corpesca is the leading fishing company in the production of fishmeal and fish oil, contributing 82% of the production of the Northern Zone for both products, and 26% and 6% for Chile, respectively. Internationally, the company is among the largest producers of fishmeal and fish oil, accounting for around 2% of world fishmeal production.

In the domestic market, its main competitors are the fishmeal and fish oil companies located in the northern zone and in the Biobío Region, such as Camanchaca, Blumar, Orizon and Lota Protein. In the international market, there

are Peruvian fishing companies such as TASA, Diamante, CFG/Copeinca, Exalmar and Austral, and Nordic, U.S., Mexican, Ecuadorian, African and Asian companies.

In terms of certifications, Corpesca maintains the HACCP (Hazard Analysis and Critical Control Points) program in force, which guarantees production free of contaminants in all its plants; the GMP+B2 production of Feed Ingredient standards, in terms of quality; Marin Trust (formerly IFFO RS) and FOS (Friends of the Sea), in the area of sustainability, and the Clean Production Agreement (APL by its Spanish acronym) implemented in the port-fishing sector of Iquique, involving the development of energy efficiency programs, reduction of emissions, optimization of water use and measurement of the corporate carbon footprint, in addition to the implementation of integrated solid waste management systems, improvements in the storage and handling of hazardous substances, and protection of workers' health and safety.

During 2021, catches in the regions of Arica and Parinacota, Tarapacá and Antofagasta reached 500.7 thousand tonnes, 25.2% higher than the previous year. Corpesca also processed 409.6 thousand tonnes of fish, 13.1% more than in 2020. It is worth mentioning that 40% of the fish processed came from the catch of the company's own fleet and the rest from purchases from third parties.

In terms of fishmeal production, 92 thousand tonnes were produced, an increase of 13.6% over the previous year, and fish oil production reached 8.7 thousand tonnes, 135% higher than in 2020.

Meanwhile, fishmeal sales were 82.7 thousand tonnes, 33% less than in 2020, explained by a lower initial stock than in the previous year, which resulted in a lower availability of product for shipment to customers in the first half of the year. Of this total, Corpesca sold 36% in the domestic market and exported 64% to countries in Europe, Asia, America and Oceania. On the other hand, sales of fish oil reached 8.4 thousand tonnes, an increase of 78.7% over the previous year, of which 99% was exported to Europe and the remaining 1% went to the domestic market.

In the local market, Corpesca's customers were the five main salmon feed producers. In Europe, it operated exclusively through two distributors for the Mediterranean area (Spain and Italy), who are leaders in these markets and serve multiple clients. In Norway and the United Kingdom, it sold fishmeal to salmon feed producers through its related company Köster Marine Proteins. And finally, in the Asian market, Corpesca sold its products on a continuous basis to around 15 clients, including traders and end users.





Among the main milestones for this period was the installation of an ozone deodorization system in the fish oil and fishmeal production plant in Iquique, a technology that had already been installed in Arica the previous year and which oxidizes the organic compounds present in the production vapors and eliminates the microorganisms generated by the decomposition of these gases.

A process was also initiated to improve efficiency, optimization and speed of production at the South plant in Iquique, which includes the implementation of modern automatic control systems for data and information retrieval. The first stage of the project should be completed in the first half of 2022.

At the same time, two DAF units were put into operation to increase the treatment capacity of the Iquique plant's liquid waste, and improvements were made to the treatment systems at the Arica and Mejillones plants, which will increase the yield of the fishmeal production process.

The company also revalidated the Pro Pyme seal, which distinguishes companies that pay their Pyme suppliers within 30 days.

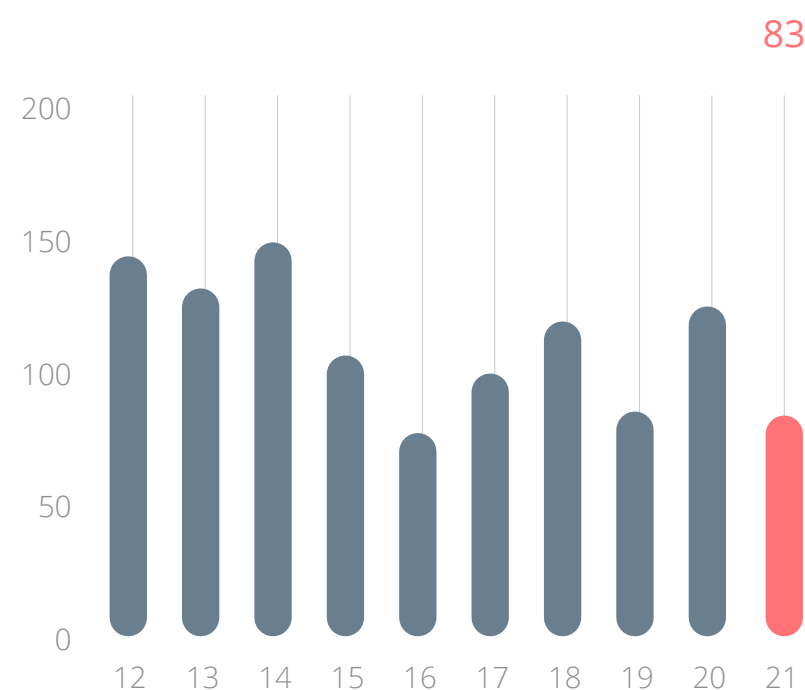
The Corpesca fleet participated, together with the Sustainability and Climate Change Agency, Directemar, the Undersecretary of Fisheries and Sernapesca, in the clean production agreement (APL by its Spanish acronym), joining the program "Sustainable

management of solid waste similar to household waste in industrial fishing vessels".

Finally, the Huella Chile Program of the Ministry of the Environment awarded the company the seal for having achieved the quantification of its greenhouse gases at the organizational level, and maintained the seal for the level of reduction of its greenhouse gases.

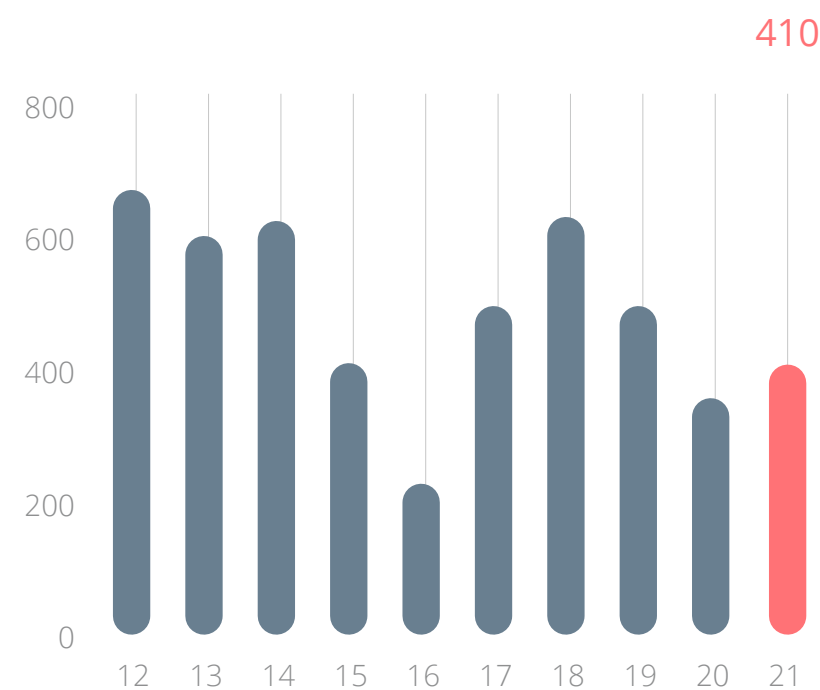
### FISHMEAL SALES

thousands tonnes



### PROCESSED CATCH

thousands tonnes



### FISHMEAL PRICE

US\$/ tonnes

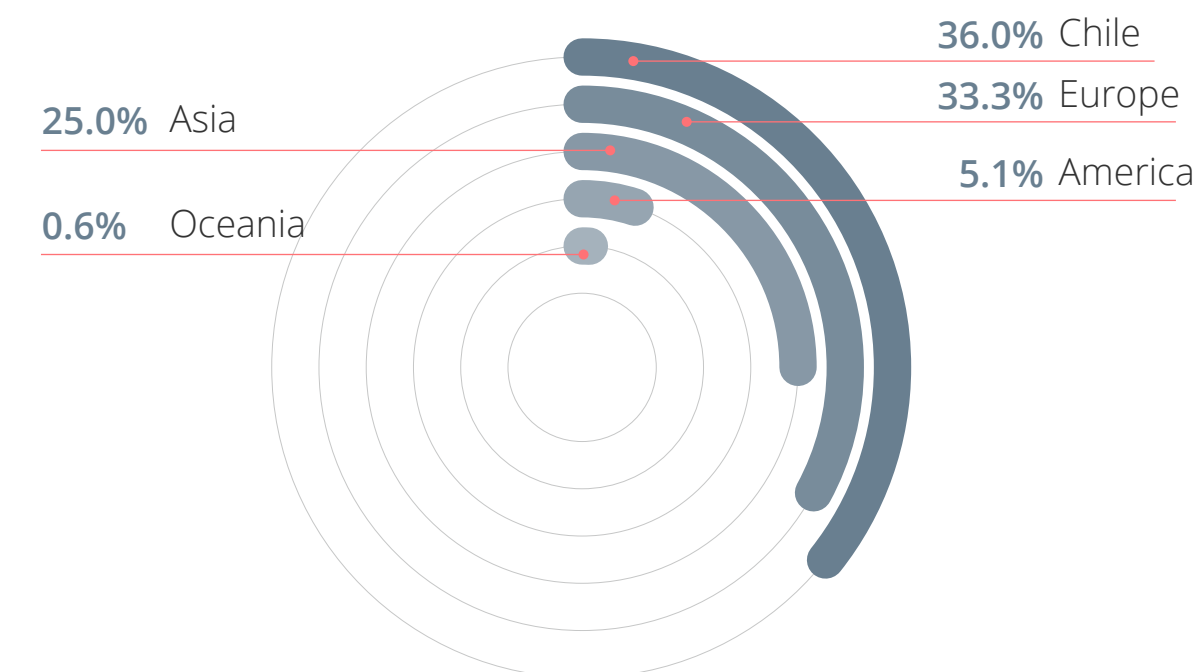


Source: Bloomberg

### FISHMEAL SALES PER MARKET

2021

Total: 83 thousands tonnes







## Caleta Vitor

Caleta Vitor concentrates management of the assets that Corpesca previously held outside the strictly fishing business, including production of animal protein meals, aquaculture production of rainbow trout and the distribution and sale of marine, animal and vegetable proteins and oils, operations that are carried out in Brazil, Germany and Chile.

In 2021, the purchase of 50% of the shares of the Caleta Bay group of companies, formed by Caleta Bay Agua Dulce SpA, Caleta Bay Procesos SpA, Frio Salmón SpA, Sermet SpA, Inversiones Trapen SpA and Caleta Bay Mar SpA, was completed for a total amount of US\$ 25 million, and a capital increase in the companies was subsequently agreed for a total amount of US\$ 47.9 million, with Caleta Vitor contributing 50% of this amount.

It is worth mentioning that the Caleta Bay group of companies is the leading rainbow trout producer in Chile, characterized by an integrated operation from the freshwater phase, which includes genetics and broodstock, the fattening phase in seawater centers, and processing plants to add value to the products. It also has a sales office in Japan, the main market for this product.

The associate FASA, a Brazilian company engaged in processing cattle, pig and chicken waste, acquired and processed

more than 1.3 million tons of raw material, enabling it to generate US\$ 87 million in EBITDA, up 13% on the previous year.

In the sale of animal, marine and vegetable proteins segment, the subsidiary Kabsa recorded a 41% growth in pre-tax income, increasing its sales volume by 13%, reaching 257 thousand tonnes sold worth US\$ 210 million, which is 33% higher than the previous year.

Meanwhile, German subsidiaries Köster Marine Proteins and Köster Marine Oils, engaged in the sale and distribution of fishmeal, fish oil and soybean concentrates, increased their revenues and sales volumes and maintained their margins, resulting in a consolidated result 58% higher than in 2020.

During the year, as part of a corporate reorganization plan, the company completed the winding up of the subsidiary SFK Proteínas Técnicas SpA and the subsidiary Inversiones Serenor S.A., both of which were absorbed by Kabsa.





## Golden Omega

Golden Omega produces high quality Omega 3 fatty acid concentrates, with up to 75% EPA + DHA, derived from raw fish oil.

In the city of Arica, the company has an industrial complex, strategically located very close to the raw material source, thus guaranteeing its quality and traceability. These state-of-the-art production facilities increased their capacity by 400 tonnes over the previous year, reaching a maximum of 2,400 tonnes of finished product per year, thanks to the expansion of Phase 2 of the production plant and some other upgrades that should be completed in the first quarter of 2022.

Golden Omega holds the Marin Trust, Friend of the Sea and Dolphin Safe certifications, related to the sustainable use of fishery resources; Orivo, which certifies that the raw material used in the processes comes exclusively from South Pacific anchovy; Halal, related to Islamic law; IFOS, associated with product quality, and NSF International, which certifies that it operates in accordance with global good manufacturing practices of the food and nutraceutical industry.

The brands used by the company to market its products are GOLDEN OMEGA, GOTAB, GOBAR, GOGUMMY and GOJELLY. Meanwhile, its main competitors are the international companies DSM, BASF, Epax, GC Rieber, Croda and KD Pharma, among others.

During 2021, sales reached 1,869 tons, up 14.5% from the previous year, mainly to the US, Europe and South Korea. Meanwhile, the company increased the number of direct customers to 111, 13.3% more than in 2020, and added 46 new brands that use its products, for a total of 262. Of this total, 52 use the company's logo on their packaging as a symbol of quality and 13 use the "Orivo" certification of origin logo.

Among the main milestones was the award, for the second consecutive year, of the NSF (National Science Foundation) certification to the quality system of the production plant. Additionally, the company obtained the international Green-e certification, which certifies that all the electric energy consumed in the

plant comes from renewable energy sources, becoming the first company in the global Omega 3 industry and the second in Chile to obtain this certification.

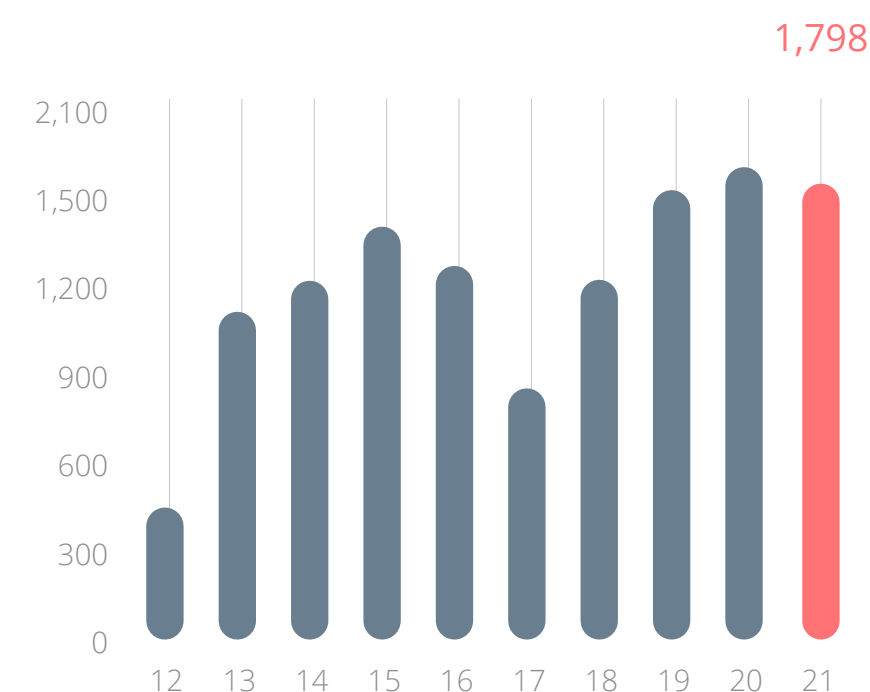
In addition, Golden Omega, together with Abastible, implemented an energy solution at its Arica plant to produce industrial steam, replacing oil with liquefied gas and incorporating technologies that will reduce CO<sub>2</sub> emissions by 31%, NO<sub>x</sub> by 51%, SO<sub>x</sub> by 99% and particulate matter by 93%.

In terms of sustainability, the company obtained SSIndex (Stakeholders Sustainable Index) certification in the studies conducted on employees, suppliers, and customers.

Finally, the Golden Omega general manager was re-elected as chairman of the "World Omega 3 EPA and DHA Organization" (GOED), which brings together more than 200 entities in the Omega 3 industry and seeks to promote its consumption, informing the scientific and medical community, educating consumers and defining the highest ethical and quality standards for the industry's products.

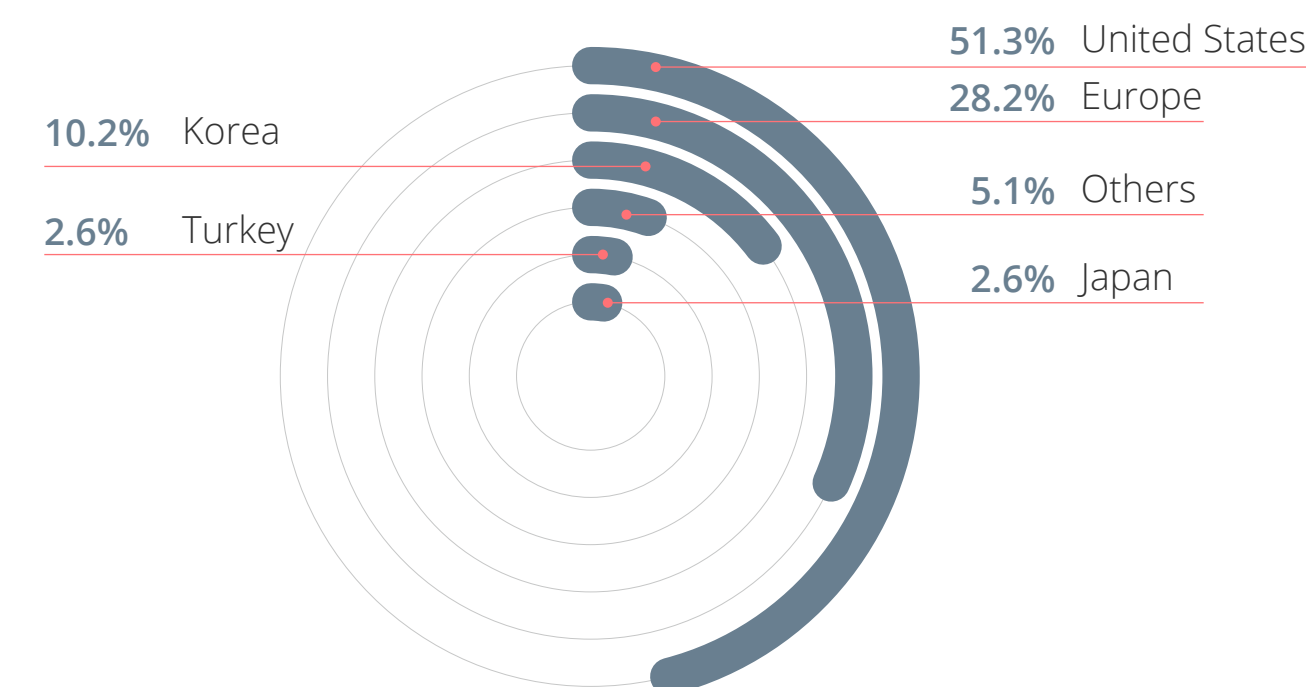
### CONCENTRATES PRODUCTION OF OMEGA 3

tonnes



### SALES PER MARKET 2021

Total: 1,869 tonnes







# Other Investments







# Alxar

Alxar Minería manages and develops exploration and mining projects in Chile and Peru. In Chile, the company owns the Sierra Norte copper project, located in the Diego de Almagro district, for which it is evaluating different development alternatives. In Peru, the related company Alxar Internacional holds 40% of Marcobre, owner of Mina Justa, with the Peruvian company Minsur holding the remaining 60%. This operation consists of an open-pit copper mine, located in the department of Ica, in the province of Nasca, which has more than 400 million tonnes of resources.

Mina Justa began operations in the first half of the year, achieving an annual production of 85,000 tonnes of fine copper. Production is expected to reach 130,000 tonnes by 2022, reaching its nominal design capacity during the second half of the year. Since the beginning of the operation, high purity cathodes and high-grade concentrates have been obtained, which were sold to clients in Asia, America and Europe.

At the same time, Alxar Minería completed the sale of its subsidiaries Compañía Minera Can-Can S.A., owner of the El Bronce de Petorca mine, and Compañía Minera La Merced S.A., with its Botón de Oro mine, for a fixed amount of US\$ 15 million plus contingent and variable payments.

**COPPER PRICE**  
cUS\$/lb



Source: Bloomberg





## Las Salinas

Inmobiliaria Las Salinas is carrying out an urban development project on a 16-hectare site located on the waterfront of Viña del Mar, where a fuel storage and distribution plant owned by Copec and other companies used to be located.

The urban proposal, called Barrio Las Salinas, combines the development of a residential area with a new commercial center and public spaces, as well as parks, viewpoints, walkways, streets and the extension of Libertad Avenue, which would cover 40% of the land. This proposal is being analyzed in conjunction with authorities, academia, communities, sports groups and unions, through the implementation of Urban Cycles, instances of collaborative work, which aim to co-create the urban project to be developed at the site.

Between 2008 and 2013, the company removed the facilities and began to clean up the first meter of soil, making the land suitable for the use of parks and gardens. Currently, the company plans to carry out the final cleanup in order to develop the urban proposal that will give life to a neighborhood integrated with the city and its community. To this end, the company will use the bioremediation technique, which consists of accelerating

the natural remediation process of the microorganisms present on the land.

During 2021, the Committee of Ministers rejected the request for suspension of the Environmental Qualification Resolution granted unanimously in 2020, which had been submitted by a group seeking the installation of a park on the land.

In addition, Inmobiliaria Las Salinas kept its information channels open, generating news stories, publications and periodic interviews in different media and platforms, in order to disseminate and meet with all those who wanted to know about and contribute to this project.

Also, in conjunction with regional universities, permanent visits continued to be made to the Las Salinas Vegetation Laboratory, where the best relationships of native vegetation floors are being studied, which will later be implemented in the green areas of the future neighborhood.

Finally, the company successfully concluded the competition to choose the design of the neighborhood's central park. Of the 14 proposals submitted, a multidisciplinary jury, composed of experts from various areas such as urban

planning, architecture, landscaping, education and culture, as well as a representative of the neighboring community, selected as the winner the Botanical Garden Park project, by the architectural firms Archiplan, Planoamano and Gt2P, for its important proposal to connect the hill to the sea and reinforce the vegetation areas through the use of native vegetation.





# General *Information*

91  
Empresas Copec and its Shareholders

110  
Ownership Structure

111  
Corporate Purpose and Articles of Incorporation



# Empresas Copec and its Shareholders

Empresas Copec is a publicly held company registered with the Securities Register under No. 0028 and is subject to the supervision of the Financial Market Commission.

The Company is controlled by AntarChile, a publicly held company registered with the Securities Register under No. 0342 and is also subject to the supervision of the Financial Markets Commission.

As of December 31, 2021, Empresas Copec had 6,922 shareholders and 1,299,853,848 common shares, all of the same value. Meanwhile, 39.18% of the Company was not held by the controlling shareholder.

Shareholder name	Taxpayer No.	No. of shares	%
AntarChile S.A.	96556310-5	790,581,560	60.82
Banco Santander - JP Morgan	33338330-6	35,559,908	2.74
AFP Habitat	98000100-8	33,952,155	2.61
Forestal y Pesquera Callaqui S.A.	96513480-8	29,731,091	2.29
Viecal S.A.	81280300-K	29,439,066	2.26
Banco de Chile por Cuenta de State Street	33338812-K	27,155,152	2.09
AFP Cuprum	98001000-7	25,501,582	1.96
Banco de Chile por Cuenta de Terceros	33338248-2	25,290,436	1.95
AFP Capital	98000000-1	25,019,727	1.92
Banchile Corredores de Bolsa	96571220-8	24,393,988	1.88
AFP Provida	98000400-7	23,738,305	1.83
Minera Valparaíso S.A.	90412000-6	22,027,125	1.69
Subtotal		1,092,390,095	84.04
Total shares			1,299,853,848

## Controlling Shareholders

As of December 31, 2021, Empresas Copec S.A.'s controlling shareholder was publicly held company AntarChile S.A., taxpayer No. 96.556.310-5, owner of 60.82080% of Empresas Copec S.A.'s shares. Final controlling shareholders of AntarChile S.A. and, therefore, of Empresas Copec S.A., are Mr. Roberto Angelini, taxpayer No. 5.625.652-0, and Mrs. Patricia Angelini, taxpayer No. 5.765.170-9.

It is also put on record that some of the recently mentioned final controlling shareholders hold direct interests in Empresas Copec S.A., which are listed below: Mr. Roberto Angelini directly owns 0.00187% of Empresas Copec S.A.'s shares and Mrs. Patricia Angelini directly owns 0.00019% of Empresas Copec S.A.'s shares.

In addition, the following natural persons related by blood to the final controlling shareholders directly own the percentages of shares in Empresas Copec S.A. listed below: Mrs. Daniela Angelini, taxpayer No. 13.026.010-1: 0.00005%; Mr. Maurizio Angelini, taxpayer No. 13.232.559-6: 0.00005%; Mr. Claudio Angelini, taxpayer No. 15.379.762-5: 0.00005%; Mr. Mario Angelini, taxpayer No. 16.095.366-7: 0.00005%; Mr. Franco Roberto Mellafe, taxpayer No. 13.049.156-1: 0.00006%; Mr.

Maximiliano Valdés, taxpayer No. 16.098.280-2: 0.00006%; and Mrs. Josefina Valdés, taxpayer No. 16.370.055-7: 0.00006%.

As mentioned above, AntarChile S.A. is controlled by its final controlling shareholders, with a formal joint action agreement, which contains no limitations on the free disposal of shares, who are the already listed Roberto Angelini and Patricia Angelini.

Control is exercised as follows:

- a. Shares directly owned by final controlling shareholders:
  - a.1) Mr. Roberto Angelini directly owns 0.2126% of shares issued by AntarChile S.A.
  - a.2) Mrs. Patricia Angelini directly owns 0.22661% of shares issued by AntarChile S.A.
- b. Shares indirectly owned through companies controlled by the final controlling shareholders:

Total shares of AntarChile S.A. directly owned by the final controlling shareholders: 0.43921%.

**b.1)** Inversiones Angelini y Compañía Limitada, taxpayer No. 93.809.000-9, directly owns 63.40150% of shares issued by AntarChile S.A., and indirectly owns, through its affiliate Inmobiliaria y Turismo Rio San José S.A., 0.07330% of shares in AntarChile S.A.

Inversiones Angelini y Compañía Limitada is controlled by the abovementioned final controlling shareholders, i.e., Mr. Roberto Angelini and Mrs. Patricia Angelini, as detailed below:

1. Mr. Roberto Angelini, directly 18.9659% and indirectly 16.9923%, through Inversiones Arianuova Limitada, taxpayer No. 76.096.890-0, of which he holds 99% of share capital.
2. Mrs. Patricia Angelini, directly 15.2968% and indirectly 13.6993%, through Inversiones Rondine Limitada, taxpayer No. 76.096.090-K, of which she holds 99% of share capital.
3. In addition, Mr. Roberto Angelini statutorily controls Inversiones Golfo Blanco Limitada, taxpayer No. 76.061.995-7, which owns 19.4397% of Inversiones Angelini y Compañía Limitada's share capital.



Partners in Inversiones Golfo Blanco Limitada are: (i) Mr. Roberto Angelini with 0.00011% of share capital and (ii) Mr. Maurizio Angelini; Mrs. Daniela Angelini, Mr. Claudio Angelini and Mr. Mario Angelini, with 24.99997% of share capital each.

4. In addition, Mrs. Patricia Angelini statutorily controls Inversiones Senda Blanca Limitada, taxpayer No. 76.061.994-9, which owns 15.6059% of share capital of Inversiones Angelini y Compañía Limitada. The partners in Inversiones Senda Blanca Limitada are: (i) Mrs. Patricia Angelini with 0.00014% of share capital and (ii) Mr. Franco Mellafe, Mr. Maximiliano Valdés and Mrs. Josefina Valdés, with 33.33329% of share capital each.

**b.2)** In addition, the abovementioned Inversiones Golfo Blanco Limitada, statutorily controlled by Mr. Roberto Angelini, directly owns 5.77307% of AntarChile S.A. shares.

**b.3)** The abovementioned Inversiones Senda Blanca Limitada, statutorily controlled by Mrs. Patricia Angelini, directly owns 4.3298% of AntarChile S.A.'s shares.

**b.4)** Finally, AntarChile itself appears as of December 31, 2021 as the owner

of 205,114 shares of its own issue, that is, 0.04494% of the total shares of said company.

In accordance with the above, AntarChile S.A.'s controlling group, defined above, holds a total interest of 74.06182%, directly and indirectly.

Finally, it is put on record that the abovementioned Inversiones Angelini y Compañía Limitada directly owns 0.15075% of Empresas Copec S.A.'s shares and indirectly owns, through its subsidiary Inmobiliaria y Turismo Rio San José S.A., 0.04934% of Empresas Copec S.A.'s shares.

## Other majority shareholders

The following shareholders control directly or through some type of relationship between them, more than 10% of the voting capital of the company:

Shareholder name	Taxpayer No.	No. of shares	%
Forestal y Pesquera Callaqui S.A.	96.513.480-8	29,731,091	2.29
Viecal S.A.	81.280.300-K	29,439,066	2.26
Minera Valparaíso S.A.	90.412.000-6	22,027,125	1.69
Forestal y Pesquera Copahue S.A.	79.770.520-9	18,692,371	1.44
Servicios y Consultoría Ltda.	93.865.000-4	15,446,423	1.19
Forestal, Constructora y Comercial del Pacífico Sur S.A.	91.553.000-1	10,638,898	0.82
Cominco S.A.	81.358.600-2	5,513,550	0.42
Coindustria Ltda.	80.231.700-K	2,523,163	0.19
Inmobiliaria Choapa S.A.	83.104.400-4	2,209,330	0.17
Inmobiliaria Rapel S.A.	83.104.700-3	1,164,237	0.09
Agrícola e Inmobiliaria Las Agustinas S.A.	83.104.900-6	422,717	0.03
Inmobiliaria Bureo S.A.	83.164.900-3	275,500	0.02
Forestal Bureo S.A.	87.014.900-K	13,743	0.00
Others		1,507,995	0.12
<b>Total</b>		<b>139,605,209</b>	<b>10.74</b>

All these shareholders belong to the same business group (Matte Group), controlled by means of a formal joint control and participation agreement with respect to Forestal O'Higgins S.A. and other companies. It is expressly stated that the abovementioned joint control and participation agreement contains limitations on the free disposal of shares. The following members of the Larraín Matte, Matte Capdevila and Matte Izquierdo families are behind the controlling shareholder, in the following manner and proportions:

Patricia Matte Larraín, taxpayer No. 4.333.299-6 (6.49%), and her children: María Patricia Larraín Matte, taxpayer No. 9.000.338-0 (2.56%); María Magdalena Larraín Matte, taxpayer No. 6.376.977-0 (2.56%); Jorge Bernardo Larraín Matte, taxpayer No. 7.025.583-9 (2.56%); Jorge Gabriel Larraín Matte, taxpayer No. 10.031.620-K (2.56%).

Eliodoro Matte Larraín, taxpayer No. 4.436.502-2 (7.22%), and his children: Eliodoro Matte Capdevila, taxpayer No. 13.921.597-4, (3.26%); Jorge Matte Capdevila, taxpayer No. 14.169.037-K (3.26%); María del Pilar Matte Capdevila, taxpayer No. 15.959.356-8 (3.26%).

Bernardo Matte Larraín, taxpayer No. 6.598.728-7 (8.05%), and his children: Bernardo Matte Izquierdo, taxpayer No. 15.637.711-2 (3.35%); Sofía Matte Izquierdo, taxpayer No. 16.095.796-4 (3.35%); Francisco Matte Izquierdo, taxpayer No. 16.612.252-K (3.35%).



## Stock market information

During 2021, Empresas Copec was listed on the Santiago Stock Exchange and the Chilean Electronic Stock Exchange, under ticker symbol COPEC, as detailed below:

Quarter	Year	Units	Amount (ThCh\$)	Average price (Ch\$)
First	2020	48,602,567	301,618,445	6,205.81
Second	2020	66,121,860	347,856,979	5,260.85
Third	2020	41,569,920	248,332,602	5,973.85
Fourth	2020	49,499,424	316,828,896	6,400.66
First	2021	36,036,218	302,415,167	8,391.98
Second	2021	40,798,642	318,663,424	7,810.64
Third	2021	29,746,624	199,151,945	6,694.94
Fourth	2021	55,125,464	346,909,931	6,293.10

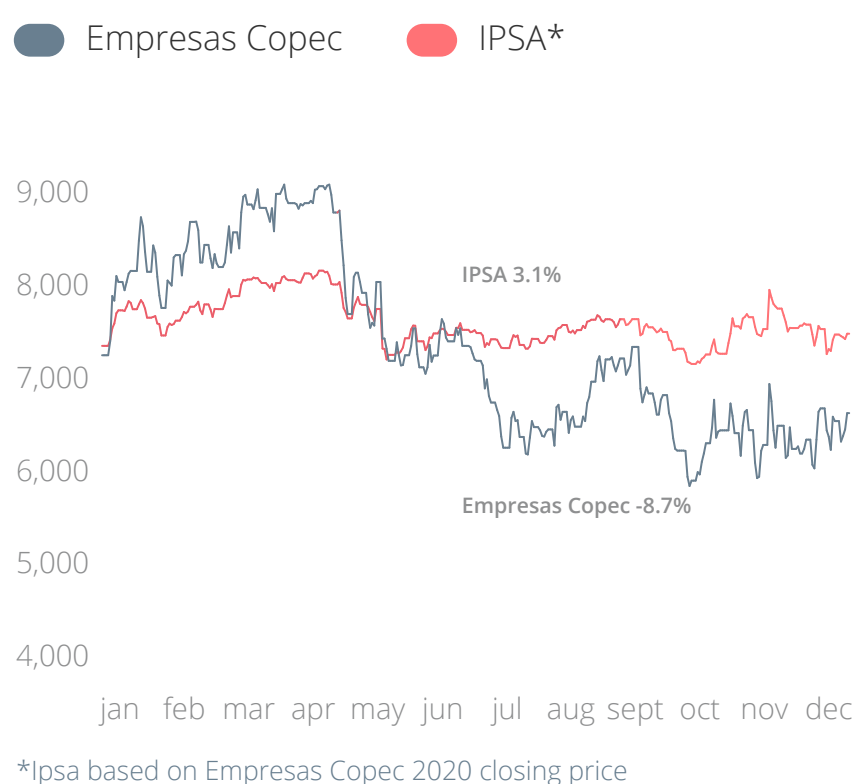
Specifically, in the Santiago Stock Exchange, the Company has a 100% market presence and is a member of the following indices: S&P/CLX IGPA, S&P/CLX IPSA, S&P/CLX IGPA Energy, S&P/CLX IGPA LargeCap, S&P IPSE ESG Tilted and Dow Jones Sustainability Index Chile.

Meanwhile, in the Chilean Electronic Stock Exchange, the Company has a 100% market presence and is part of the following indexes: Chile65, Chile Large Cap and Materiales.

Additionally, in 2021, Empresas Copec was selected to join major international sustainability indexes such as the Dow Jones Sustainability Index Chile, Dow Jones Sustainability Index MILA, FTSE4Good Index and the MSCI Sustainability Index.

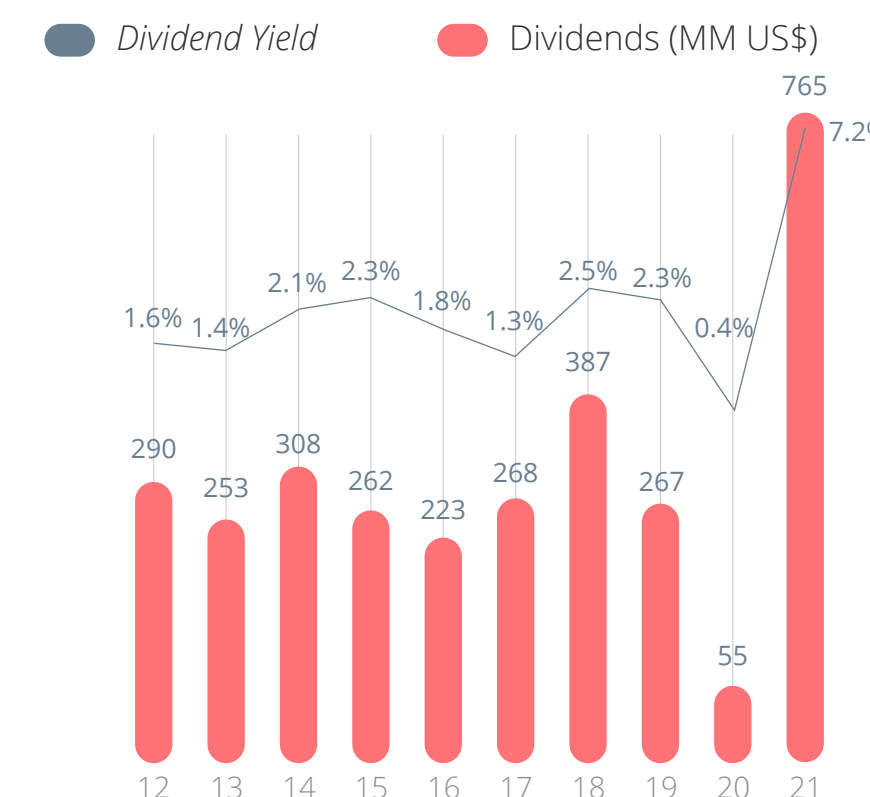
On the other hand, the stock price experienced the following behavior on the Santiago Stock Exchange compared to the SPCLXIPSA stock index during 2021:

### EMPRESAS COPEC STOCK PRICE VS. IPSA YEAR



### DISTRIBUTED DIVIDENDS AND DIVIDEND YIELD

million dollars



### Transfers

Changes in ownership interests of the largest shareholders in Empresas Copec from December 31, 2020 to December 31, 2021 are as follows.

Shareholder name	Taxpayer No.	No. of shares 2021	No. of shares 2020
Banco Santander - JP Morgan	97.036.000-K	35,559,908	34,119,643
AFP Habitat	98.000.100-8	33,952,155	31,389,469
Banco de Chile por Cuenta de State Street	97.004.000-5	27,155,152	29,331,736
AFP Provida	98.000.400-7	23,738,305	26,587,553
AFP Capital	98.000.000-1	25,019,727	24,942,534
Banco de Chile por Cuenta de Terceros	97.004.000-5	25,290,436	24,671,791
AFP Cuprum	98.001.000-7	25,501,582	24,507,329
Banchile Corredores de Bolsa	96.571.220-8	24,393,988	23,144,018



## Directors and Senior Executives' equity ownership

Empresas Copec does not set limits on directors and senior executives' equity ownership. However, with the aim of guaranteeing to all agents of the stock market the correct symmetry in access and use of public information, and to prevent insider information from being used for personal benefit, blackout periods are established where purchasing or selling Company shares is not allowed.

As of December 31, 2021, equity interests held, directly and indirectly, by directors and senior executives of Empresas Copec S.A. were as follows:

### DIRECTORS

- A.** Mr. Roberto Angelini directly owns 24,242 shares accounting for 0.002% of Empresas Copec and participates in companies that own the Company as reported in "Controlling Shareholders".
- B.** Mr. Jorge Andueza directly owns 108 shares accounting for 0.000% of Empresas Copec and participates in companies that own 77,343 shares accounting for 0.006% of the Company.
- C.** Ms. Marcela Achurra does not directly own shares in Empresas Copec and does not participate in companies that own the company.
- D.** Mr. Maurizio Angelini directly owns 625 shares accounting for 0.000% of Empresas Copec and participates in

companies that own the Company as reported in "Controlling Shareholders".

- E.** Mr. Manuel Bezanilla does not directly own shares in Empresas Copec and participates in companies that own 137,327 shares accounting for 0.011% of the Company.
- F.** Mr. Juan Edgardo Goldenberg directly owns 10,000 shares accounting for 0.001% of Empresas Copec and participates in companies that own 4,541 shares accounting for 0.000% of the Company.
- G.** Ms. Karin Jürgensen does not directly own shares in Empresas Copec and does not participate in companies that own the company.
- H.** Mr. Andrés Lehuedé directly owns 9,290 shares accounting for 0.001% of Empresas Copec.
- I.** Mr. Francisco León does not directly own shares in Empresas Copec and does not participate in companies that own the Company.

### SENIOR EXECUTIVES

- A.** Mr. Eduardo Navarro does not directly own shares in Empresas Copec and does not participate in companies that own the Company.

- B.** Mr. José Tomás Guzmán directly owns 5,399 shares accounting for 0.000% of Empresas Copec and participates in companies that own 710,174 shares accounting for 0.055% of the Company. Additionally, it is part of the succession of Mr. José Tomás Guzmán Dumas, which has 997,835 shares, which represent 0.077% of the same Company.

- C.** Mr. Jorge Ferrando does not directly own shares in Empresas Copec and does not participate in companies that own the Company. Additionally, his spouse under the joint property regime, Ms. María Cristina Silva, owns 2,552 shares accounting for 0.000% of Empresas Copec.

- D.** Mr. Rodrigo Huidobro directly owns 1,067 shares accounting for 0.000% of Empresas Copec.

- E.** Mr. Sebastian Dittborn does not directly own shares in Empresas Copec and does not participate in companies that own the Company.

- F.** Mrs. Pamela Harris does not directly own shares in Empresas Copec and does not participate in companies that own the Company.

- G.** Mr. Cristián Palacios does not directly own shares in Empresas Copec and does not participate in companies that own the Company.

- H.** Mrs. Francisca Riveros does not directly own shares in Empresas Copec and does not participate in companies that own the Company.

- I.** Mr. Ricardo Vargas owns directly 42 shares accounting for 0.000% of Empresas Copec and participates in companies that own 400 shares accounting for 0.000% of the Company.



## Profit Sharing

As of December 31, 2021, subscribed and paid-in capital of the Company amounted to US\$ 686,113,724.13 distributed in 1,299,853,848 subscribed and paid up shares.

Meanwhile, as of December 31, 2021, profit was US\$ 1,780,950,066, which is proposed to be distributed as follows:

Profit sharing	US\$
To cover interim dividend No. 40, of US\$ 0.21 per share	272,969,308.08
To cover interim dividend No. 41, of US\$ 0.33 per share	428,951,769.84
To cover definitive dividend No. 42, of US\$ 0.1733 per share, to be distributed	225,264,671.86
To remaining balance of retained earnings fund	853,764,316.86
<b>Total profit for the year</b>	<b>1,780,950,066.64</b>

Should the Shareholders' Meeting approve the proposed distribution, composition of equity accounts shall be as follows

Final composition of equity accounts	ThUS\$
Paid-up capital	686,114
Other reserves	(1,887,371)
Retained earnings	12,201,751
<b>Total equity</b>	<b>11,000,494</b>

In a Board of Directors meeting of the Company, held on September 30, 2021, it was agreed to modify the Dividend Policy of the Company for the coming years, increasing from 30% to 40% the percentage of net profits for the year to be distributed as dividends, as a result of the better results obtained during the year. On the other hand, in October or November of each year, the Board of Directors will decide on the possibility of distributing a provisional dividend, to be paid in December.

Due to the foregoing, the Board of Directors has agreed to propose to the Ordinary General Shareholders' Meeting the distribution of a definitive dividend of US\$ 0.1733 per share. This amount yields a distribution of dividends of US\$ 225.3 million, which added to interim dividend No. 41, represents 40% of the distributable net income for the year 2021, according to the following detail:

Distribution of dividends	ThUS\$
Earnings for the year according to Statement of Financial Position	1,780,950
Adjustment to distributable earnings	127,018
Extraordinary profit sale of assets	(272,969)
<b>Distributable net income</b>	<b>1,634,999</b>
30% legal minimum dividend	490,500
<b>Cash dividends</b>	
Provisional distributed in November 2021 of US\$ 0.33 per share	428,952
Plus: Final dividend proposed by the Board of Directors to be distributed, of US\$ 0.1733 per share	225,265
<b>Total dividends for 2021 results</b>	<b>654,217</b>
Effective percentage over net income	40.01%

In the coming years, the Board of Directors intends to propose to the shareholders the distribution, as a final dividend, of 30% of the net profits obtained therein

Dividends	Date	US\$ / share
Final No. 33	May 2017	0.106800
Interim No. 34	December 2017	0.099326
Final No. 35	May 2018	0.147374
Interim No. 36	December 2018	0.150377
Final No. 37	May 2019	0.205335
Final No. 38	May 2020	0.042500
Final No. 39	May 2021	0.048500
Interim No. 40	October 2021	0.210000
Interim No. 41	November 2021	0.330000



## Relevant facts

During the 2021 fiscal year, the Parent Company and its affiliates reported the following relevant or essential facts to the Financial Market Commission:

### I. PARENT COMPANY

#### 1. On March 25, 2021, the following was reported:

"At a company's Board of Directors meeting held today, it was unanimously agreed to propose to the Ordinary General Shareholders' Meeting of our company, scheduled for April 28, 2020, the payment of the minimum mandatory final dividend indicated below, which will be charged to the profits for the year ended December 31, 2020, against the results of that year:

- Dividend No. 39, of US\$ 0.0485 per share, single series.

The dividend will be paid in pesos, local currency, at the "observed dollar" exchange rate, as published in the Official Gazette on May 7, 2021.

The aforementioned dividend constitutes income for the shareholders. The Company will determine and communicate in a timely manner the credit that corresponds to the shareholders who are taxpayers of Global Complementary Tax and Additional Tax for the aforementioned dividend.

The aforementioned dividend, if approved by the Meeting referred to above, will be paid as of May 13, 2021, as of 9:00 a.m., at the Company's Stock Department,

managed by SerCor S.A., located at Avda. El Golf No. 140, Las Condes, which is open, under the current circumstances of the health emergency, from Monday to Friday, from 9:00 a.m. to 1:00 p.m. Shareholders who have requested it to the Company to do so will have the aforementioned dividend deposited in their current account or their check will be mailed to them, as appropriate.

Shareholders who are registered in the Company's Shareholders' Register at midnight on May 7, 2021 will be entitled to the aforementioned dividend, in the event that it is approved by the Shareholders' Meeting.

The notice by virtue of which the shareholders will be informed of the resolution adopted by the aforementioned Ordinary General Shareholders' Meeting, with respect to this dividend, will be published in the Santiago newspaper "El Mercurio", edition of May 4, 2021.

The distribution of the aforementioned dividend has no effect on the Company's financial position".

#### 2. On April 16, 2021, the following has been reported:

"I hereby inform you that on April 28, at 11:30 a.m., at the Company's registered office, located at El Golf No. 150, 17th floor, Las Condes, Santiago, our Company will hold an Ordinary General Shareholders' Meeting, which will be held through technological means of participation and remote voting in accordance with the

provisions of General Rule No. 435 and Circular No. 1,141 and No. 1,149, all from the Financial Market Commission, and at which the following matters will be discussed:

a) To submit for its approval the Company's Financial Statements as of December 31, 2020, the Annual Report of the Board of Directors and to report on the progress of the Company's business; b) Election of Directors; c) To report on the operations carried out by the Company as referred to in Title XVI of Law No. 18,046; d) To set the remuneration of the Board of Directors; e) To set the remuneration and expense budget of the Committee referred to in Article 50 bis of Law No. 18,046, to report on its activities and its annual management report; f) To appoint External Auditors and Credit Rating Agencies; and g) To discuss any other matter of corporate interest, within the competence of the type of Meeting just mentioned.

As of today, April 16, shareholders will find the Company's Financial Statements as of December 31, 2020, with their explanatory notes and the report of the external auditors, on the Company's website, <https://www.empresascopec.cl/wp-content/uploads/2019/12/Estados-Financieros-Consolidados-4T20.pdf>.

In compliance with the second paragraph of Article 59 of Law No. 18,046, the grounds for the options regarding the appointment of the external auditors to be submitted to the Shareholders' Meeting have also been included in the Company's website [www.empresascopec.cl](http://www.empresascopec.cl).





cl. Shareholders may obtain a copy of this information on the Company's website.

On the other hand, at a meeting of the Company's Board of Directors held on March 25, it was agreed to propose to the Company's Ordinary General Shareholders' Meeting, scheduled for April 28, 2021, the payment of the minimum mandatory final dividend No. 39, of US\$ 0.0485 per share.

The dividend will be paid in pesos, local currency, at the "observed dollar" exchange rate, which will be published in the Official Gazette on May 7, 2021.

The aforementioned dividend will be paid in cash, charged against the profits of the year ended December 31, 2020, against the results of that year. This dividend constitutes income for the shareholders. The Company will determine and communicate in a timely manner the credit corresponding to shareholders who are taxpayers of Global Complementary Tax and Additional Tax for the aforementioned dividend.

It will be proposed to the Shareholders' Meeting that the aforementioned dividend be paid as of May 13, 2021, at the Company's Stock Department, located at El Golf 140, Las Condes, which due to the pandemic affecting the country is open from Monday to Friday, from 9:00 a. m. to 1:00 p. m. Shareholders who have requested the Company to do so will have their dividends deposited in their current account, or their checks will be mailed to them, as appropriate.

Once the Meeting approves payment of the aforementioned dividend, in the terms stated above, the shareholders who are registered in the Company's Shareholders' Registry at midnight on May 7, 2021 will be entitled to it.

The notice by virtue of which the shareholders will be informed of the resolution adopted by the aforementioned Ordinary General Shareholders' Meeting, with respect to this dividend, will be published in the Santiago newspaper "El Mercurio", edition of May 4, 2021.

For the purposes of the aforementioned dividend, I hereby inform you that the total number of shares entitled to this dividend is 1,299,853,848 shares, single series.

The notices of this meeting will be published in the "El Mercurio" newspaper of Santiago, on April 16, 22 and 27, 2021.

The Company will send to the Financial Market Commission a digitalized copy of the Annual Report for fiscal year 2020 through the SEIL module of said entity, in compliance with General Rule No. 30 of 1989.

#### **PARTICIPATION ON THE BOARD AND PROXIES**

Shareholders registered in the Company's Shareholders' Register at midnight on April 22nd will be entitled to participate in this Meeting. Proxies qualification, if applicable, will be made on the same day of the Meeting, at the time it begins.

In consideration of the coronavirus pandemic affecting the country, and as previously mentioned, the Company has arranged for the meeting to be held through technological means of remote participation and voting. For further information on how each shareholder or his representative may prove his identity and proxy, if applicable, and participate and vote remotely in the Meeting, an instruction for this purpose and the corresponding proxy form have been included in the website [www.empresascopec.cl](http://www.empresascopec.cl).

#### **3. On May 13, 2021, the following was reported:**

"As of today's date, Celulosa Arauco y Constitución S.A., a subsidiary of Empresas Copec, informed by means of a Essential Fact filing that yesterday its affiliate Forestal Arauco S.A. entered into a framework agreement (the "Framework Agreement"), whereby it is obliged to sell to Vista Hermosa Inversiones Forestales SpA, a company controlled by the fund BTG Inversiones Forestales Fondo de Inversión, managed by BTG Pactual Chile S.A. Administradora General de Fondos, 461 forest properties comprising 80,489 total hectares, of which 61,742 are forest properties, for a total value of US\$ 385,500,000, plus the corresponding VAT. At the closing of the transaction, the price corresponding to 431 plots will be paid, while the price of the remaining 30 plots will be paid to the extent that, for each of them, certain particular conditions are met within the months following the closing; all of the above according to the

procedure established in the same Master Agreement.

The closing of the transaction is subject to compliance with the customary conditions precedent for this type of transaction, among which is the authorization by the antitrust authorities.

Once all the conditions have been met, the parties will proceed to sign the sale and purchase agreements for each plot and, additionally, timber supply and preferential purchase option agreements, a firefighting services agreement and a contract for transitory services for the administration of forest properties and management of operational tasks, among other documents.

As stated in the communication sent by our subsidiary, it has been preliminarily estimated that, if the transaction closes, it will have a positive effect on earnings for 2021 or 2022, depending on the closing date, for Celulosa Arauco y Constitución S.A., for approximately US\$ 192,500,000 after taxes, due to the sale of all the plots. It is noted that Empresas Copec currently has an equity interest of approximately 99.98% in the aforementioned subsidiary".

#### **4. On May 21, 2021, the following was reported:**

"Today, the subsidiary Abastible S.A. ("Abastible") has informed us of the execution of a Share Purchase and Sale Agreement (the "SPA") by which it is agreed to sell its entire shareholding in Gasmar S.A. ("Gasmar") to Inversiones Arco 4 SpA,

an investment vehicle that is part of the Arroyo Energy Group (the "Buyer").

Abastible's interest in Gasmar corresponds to 36.25% of Gasmar's capital stock, represented by 1,111,342,640 shares.

Under the SPA, the sale price of Gasmar's shares will be determined considering a value of US\$ 422.5 million for 100% of such company, on a debt and cash free basis, amount that may experience variations due to the application of the adjustments stipulated in the SPA, customary for this type of transactions.

The closing of the reported transaction is subject to certain conditions precedent, including the corresponding approval by the National Economic Prosecutor's Office, which is expected to occur within the current year.

To date, it has been preliminarily assessed that, at the closing of the transaction, it will have a positive effect on Abastible's results of approximately US\$ 96.8 million before taxes, using the Observed dollar exchange rate published yesterday and an estimate of the aforementioned adjustments. Empresas Copec owns 99.2% of the shares of this subsidiary".





**5. On May 28, 2021, the following was reported:**

"In a meeting of the Company's Board of Directors held on May 27, 2021, it was agreed to amend its Manual for Handling Information of Interest to the Market, in order to adapt it to the provisions of Law No. 21,314, published in the Official Gazette on April 13, 2021.

The new text of the Manual for Handling Information of Interest to the Market will be sent to this Commission and published on the Company's web page ([www.empresascopec.cl](http://www.empresascopec.cl)).

The aforementioned modification has no effect on the financial situation of the Company".

**6. On August 2, 2021, the following was reported:**

In our "Essential Fact" filing dated May 21, 2009, we informed you of the signing of a Share Purchase and Sale Agreement (the "SPA") whereby we agreed to sell the entire interest of our subsidiary Abastible S.A. ("Abastible") in Gasmar S.A., amounting to 36.25%, to Inversiones Arco 4 SpA, an investment vehicle that is part of the Arroyo Energy Group. As stated in that filing, the closing of the transaction was subject to the fulfillment of certain conditions precedent, including the approval by the National Economic Prosecutor's Office.

Abastible has informed us that, having met such conditions, the transaction was closed today and a payment of

approximately US\$ 117.6 million was received.

It has been preliminarily estimated that the transaction will have a positive effect on Abastible's results of approximately US\$ 102.7 million before taxes, using the observed dollar exchange rate published today, August 2. Empresas Copec owns 99.2% of Abastible's shares".

**7. On August 17, 2021, the following was reported:**

"As informed to this Commission by means of an essential fact filing from Empresas Copec on May 13, 2021, Forestal Arauco S.A., a subsidiary of the Company, entered into a framework agreement (the "Framework Agreement") on May 12, 2021, whereby it undertook to sell to Vista Hermosa Inversiones Forestales SpA, a company controlled by BTG Inversiones Forestales Fondo de Inversión, 461 forest properties for a total value of US\$ 385,500,000 (three hundred and eighty-five million five hundred thousand United States dollars), plus the corresponding VAT. As reported at that time, it is estimated that the transaction would have a positive effect on the results of Forestal Arauco S.A. of approximately US\$ 192,500,000 (one hundred and ninety-two million five hundred thousand United States dollars) after taxes, due to the sale of all of the plots. The closing of the transaction was subject to compliance with the customary conditions precedent for this type of transaction, among which was the authorization of the antitrust authorities.

We hereby inform this Commission that, as reported by the subsidiary Celulosa Arauco y Constitución S.A., parent company of the aforementioned subsidiary, the conditions precedent for the closing of the transaction described above have been met and, consequently, as of today, August 17, 2021, the parties proceeded to conclude the sale and purchase of 430 plots of land committed in the Master Agreement for a price of US\$ 343,668,296 (three hundred and forty-three million six hundred and sixty-eight thousand two hundred and ninety-six US dollars), plus the corresponding VAT.

Additionally, on the same date, the parties entered into a contract for the supply and preferential option to purchase pulpable volume of radiata pine, a contract for firefighting services and a contract for temporary services for the administration of forest lands and management of operational tasks, among other documents.

Finally, it is noted that the parties expect to enter into the purchase and sale of the remaining 31 plots to the extent that, for each of them, certain particular conditions are met within the following months, as established in the Master Agreement".

**8. On August 27, 2021, the following was reported:**

"At the Company's Board of Directors meeting held yesterday, August 26, 2021, it was agreed to amend the Manual for Handling Information of Interest to the Market.



The new text of the Manual for Handling Information of Interest to the Market will be submitted to this Commission and published on the Company's website ([www.empresascopec.cl](http://www.empresascopec.cl)).

The aforementioned amendment has no effect on the Company's financial situation".

**9. On September 30, 2021, the following was reported:**

"At the Board of Directors' meeting held today, September 30, it was agreed to amend the Company's current Dividend Policy, which consists of distributing an amount not less than 30% of the net profits of each year, and approved the distribution of interim dividends, charged to the profits of the current year.

These agreements are based on the significant improvement in the Company's results, as reflected in the latest published financial statements, as well as the extraordinary financial gain that the Company will recognize during the third quarter as a result of the sale of forest properties and the participation in Gasmar S.A., carried out by the subsidiaries Arauco and Abastible, respectively, all of which were reported through Essential Facts. In addition to the above, the construction of the MAPA project will be completed, which together with other initiatives represented a significant requirement of resources, which, in an environment of more favorable activity, as a result of the positive evolution of the health situation, makes it possible to project a more robust financial balance of Empresas Copec. The latter is clearly expressed in the net

financial debt to cash to Ebitda ratio, which has dropped significantly during the year.

Consequently, and in accordance with the resolutions adopted by the Board of Directors at the aforementioned meeting, the Company:

1) It will distribute a first interim dividend, to be paid in cash on October 27 of this year, of US\$ 0.21 per share, equivalent to 100% of the extraordinary profits from the aforementioned asset sales.

2) It will amend the Dividend Policy, increasing the percentage of distributable net income to be distributed from 30% to 40%. For the year 2021, the extraordinary profit and the dividend previously mentioned in No. 1 will not be considered for the calculation of the 40% to be distributed.

3) It will distribute, as of November 9, a second interim dividend, also payable in cash, out of this year's profits, of US\$ 0.33 per share, which will be charged to the 40% indicated in the previous point".



**II. SUBSIDIARY: CELULOSA ARAUCO Y CONSTITUCIÓN S.A.**

**1. On May 5, 2021, the following was reported:**

"In our Essential Fact filing of April 28, 2020, we informed about the call to an Extraordinary Shareholders' Meeting for May 19, 2020, in order to decide on a capital increase in the Company, for up to a maximum of US\$ 700 million, through the issuance of payment shares payable in cash and in one payment. Subsequently, it was informed as an Essential Fact on September 30 of the same year that the Company's shareholders had subscribed and paid the portion of that capital increase, amounting to US\$ 250 million, planned for the year 2020.

In relation to the above, we hereby inform that on May 3 a second portion of the capital increase, amounting to US\$ 200 million, was fully subscribed and paid by the Company's shareholders, with a remaining balance (of up to US\$ 250 million) to be paid during the course of the year, which will be done, prior approval of the Board of Directors, if necessary".

**2. On May 13, 2021, the following was reported:**

"Late yesterday, Forestal Arauco S.A., a subsidiary of the Company, entered into a master agreement (the "Framework Agreement"), whereby it undertakes to sell to Vista Hermosa Inversiones Forestales SpA, a company controlled by the BTG Inversiones Forestales Fondo de Inversión, managed by BTG Pactual



Chile S.A. Administradora General de Fondos, 461 forest properties comprising 80,489 total hectares, of which 61,742 are productive hectares, for a total value of US\$ 385,500,000 (three hundred and eighty-five million five hundred thousand US dollars), plus the corresponding VAT. At the closing of the transaction, the price corresponding to 431 properties will be paid, while the price of the remaining 30 plots will be paid to the extent that, for each of them, certain particular conditions are met within the months following the closing; all of the above according to the procedure established in the same Master Agreement.

The closing of the transaction is subject to compliance with the customary conditions precedent for this type of transaction, among which is the authorization of the antitrust authorities.

Once all the conditions have been met, the parties will proceed to sign the sale and purchase agreements for each property and, additionally, timber supply and preferential purchase option agreements, a firefighting services agreement and a temporary services agreement for the administration of forest property and management of operational tasks, among other documents.

It has been preliminarily estimated that, if the transaction closes, it will have a positive effect on results for 2021 or 2022, depending on the closing date, of approximately US\$ 192,500,000 (one hundred and ninety-two million five hundred thousand US dollars) after taxes, due to the sale of all of the plots".

**3. On August 17, 2021, the following was reported:**

"As reported to this Commission by means of an essential fact filing dated May 13, 2021, Forestal Arauco S.A., a subsidiary of the Company, on May 12, 2021, entered into a framework agreement (the "Framework Agreement") by means of which it agreed to sell to Vista Hermosa Inversiones Forestales SpA, a company controlled by BTG Inversiones Forestales Fondo de Inversión, 461 forest properties for a total value of US\$ 385,500,000 (three hundred and eighty-five million five hundred thousand US dollars), plus the corresponding VAT. As reported on that occasion, it is estimated that the transaction would have a positive effect on the results of approximately US\$ 192,500,000 (one hundred and ninety-two million five hundred thousand US dollars) after taxes, due to the sale of all the plots.

The closing of the transaction was subject to the fulfillment of the customary conditions precedent for this type of transaction, among which was the authorization by the antitrust authorities.

We hereby inform this Commission that the conditions precedent for the closing of the transaction described above have been met and, consequently, as of today, August 17, 2021, the parties proceeded to enter into the sale and purchase of 430 plots of land committed in the Framework Agreement for a price of US\$ 343,668,296 (three hundred and forty-three million six hundred and sixty-eight thousand two hundred and ninety-six US dollars), plus the corresponding VAT.

Additionally, on the same date, the parties entered into a supply and preferential option agreement for the purchase of pulpable volume of radiata pine, a firefighting services agreement and a temporary services agreement for the administration of forestry properties and management of operational tasks, among other documents. Finally, it is noted that the parties expect to enter into the purchase and sale of the remaining 31 plots to the extent that, for each of them, certain particular conditions are met within the following months, as established in the Framework Agreement".

**4. On August 24, 2021, the following was reported:**

"At a meeting of Arauco's Board of Directors held today, August 24, 2021, it was agreed to update the Manual for the Management of Information of Interest to the Market approved on March 29, 2010, and whose last amendment was made on January 22, 2019.

The updated Manual is available to Arauco shareholders on the Company's website [www.arauco.cl](http://www.arauco.cl)".

**5. On September 28, 2021, the following was reported:**

"At a meeting held on this date, the Board of Directors of Celulosa Arauco y Constitución S.A. agreed as follows:

a) To update the Company's dividend policy, establishing that for fiscal year 2021, an amount equivalent to 40% of the net profits of that fiscal year that

may be distributed as dividends will be distributed among the shareholders, excluding from the calculation of such net profits the extraordinary profits that the Company will earn, through its subsidiary Forestal Arauco S.A., from the sale of real estate to the Company to Vista Hermosa Inversiones Forestales SpA, a transaction that was informed to the market through an Essential Fact filing dated August 17, 2021. For subsequent years, an amount equivalent to 40% of the net profits of each year, which may be distributed as dividends, will be distributed among the shareholders. In any case, the Board of Directors may agree to distribute and pay interim dividends to the shareholders, to the extent that the year is expected to end with positive results and that the Company's cash resources allow it.

b) In view of the positive results obtained by the Company during the current year, it was agreed to call an Extraordinary Shareholders' Meeting for Tuesday, October 12, 2021 at 3:00 p.m., to decide on the distribution of an eventual dividend charged to the retained earnings fund, proposed by the Board of Directors, in the amount of US\$1.66010441227 per share, for a total of US\$ 200,000,000. This amount is similar to the extraordinary profits that the Company will obtain from the sale of real estate referred to in letter a) above. In addition to the foregoing, it will be proposed to the Shareholders' Meeting that the aforementioned dividend be paid in cash, as of October 25, 2021.

c) In view of the results shown in the Company's latest financial statements, the

Board of Directors agreed to distribute the amount of US\$ 271,000,000.-, i.e. US\$ 2.24944147862.- per share, as an interim dividend to be charged against the profits of the current fiscal year. This dividend will be paid in cash, as of November 5, 2021".



### III. SUBSIDIARY: SOCIEDAD NACIONAL DE OLEODUCTOS S.A.

#### 1. On March 26, 2021, the following was reported:

"Pursuant to the provisions of Articles 9 and 109 of Law 18045 of the Securities Market Law and Section II of General Standard No. 30, being duly authorized, I hereby report to you as an essential fact that at the Twenty-third Ordinary Shareholders' Meeting of the Company, held today, Friday, March 26, 2021, the following resolutions were adopted:

1) The annual report, the balance sheet, the financial statements and the external auditors' report for the fiscal year from January 1 to December 31, 2020 were approved.

2) It was agreed to distribute the total profit for the year 2020, which amounted to \$ 17,638,407,146 for distribution of dividends, covering firstly those dividends that, as interim dividends, were distributed during the year ended December 31, which amounted to \$ 13,129,689,236; and the balance of \$ 4,508,717,910, to be distributed as a final dividend, at a value of \$ 45.08717910 per share. This payment will be made to the shareholders on April 28, 2021.

3) The external auditors' report was approved and PricewaterhouseCoopers Consultores Auditores SpA, "PwC Chile", was appointed as external auditors for the 2021 fiscal year.

4) The dividend policy for fiscal year 2021 was reported, which will consist of distributing on August 30 as interim

dividend No. 1 the profit earned as of June 30 of this year; then, distributing on December 30 as interim dividend No. 2 the profit earned as of September 30, discounting the amount paid as dividend No. 1; and finally, distributing on April 29, 2022 the profit earned as of December 31, 2021, discounting interim dividends No. 1 and 2 paid previously. This policy is intended, and it will be the Board of Directors who, in accordance with the Company's financial situation and cash availability, will authorize the payment of such dividends.

5) Operations or transactions with related parties, as referred to in Article 147 of Law 18,046 on Corporations, were reported.

6) The Board of Directors was completely renewed, resulting in the election of the following persons:

1. Mr. Arturo Natho Gamboa, as regular member, and Mr. Alejandro Álvarez Lorca, as his alternate;

2. Mr. Gerardo Varela Alfonso, as regular member, and Mr. Andrés Lira Molina, as his alternate;

3. Mr. Juan Diuana Yuris, as regular member, and Mr. Alfredo Jalón Ovalle, as his alternate;

4. Mr. Alejandro Palma Rioseco, as regular member, and Mr. Alejandro Pino Mora, as his alternate.;

5. Mr. Juan Juanet Rodríguez, as regular member, and Ms. Patricia Figueroa Mandiola, as his alternate.;

6. Mr. Jaime Juan Besa Bandeira, as regular member, and Mr. Cristián Barros Tocornal, as his alternate.;

7. Mr. Nicolás Correa Ferrer, as regular member, and Mr. Alan Sherwin Lagos, as his alternate.;

8. Mr. Joaquín Cruz Sanfiel, as regular member, and Mr. José Odone Odone, as his alternate.;

9. Mr. Max Letelier Bomchil, as regular member, and Mr. Pedro Echeverría Faz, as his alternate.

At Sonacol's Board of Directors' Meeting No. 278 held on March 26, 2021, the Board of Directors appointed Mr. Gerardo Varela Alfonso as Chairman and Rafael Mackay Jarpa as Secretary.

7) The remuneration of the Board of Directors for the 2021 period was determined.

8) The electronic journal extranoticias.cl was determined for the purposes of the publications to be made by the Company".

#### 2. On December 3, 2021, the following has been reported:

Pursuant to the provisions of Articles 9 and 10 of Law No. 18045 of the Securities Market Law, and the provisions of General Rule No. 30 of this Commission, duly authorized, I hereby inform you, as an essential fact, that the Board of Directors of Sociedad Nacional de Oleoductos S.A. (hereinafter, the "Company"), by means of a board meeting held on November 26, 2021, agreed to call an Extraordinary Shareholders' Meeting (hereinafter, the

"Meeting") to be held on January 3, 2022, at 12:00 p.m., via videoconference, in order to submit for consideration and approval of the Company's shareholders the following matter:

- Approve the execution of the "Long-Term Clean Product Pipeline Transportation Agreement" with each of its customers, under the terms and conditions proposed by the Board of Directors; and authorize the Board of Directors to grant the necessary powers for the execution of that agreement.

It is hereby stated for the record that the Meeting was called by the Company's Board of Directors, since the approval of the execution of the aforementioned agreement constitutes a related party transaction, in accordance with the provisions of Title XVI of Law No. 18,046 on corporations, having the Company's directors had expressed their interest in the transaction at the aforementioned Board meeting. Consequently, in accordance with Law No. 18,046 on corporations, the Company's Board of Directors agreed to call the Shareholders' Meeting, provided that the purpose of the Meeting is to decide on the approval or rejection of the execution of the aforementioned agreement.

In addition, in accordance with Article 147 of Law No. 18,046 on corporations, the Company's Board of Directors agreed to appoint Econsult as independent appraiser, in order to inform shareholders of the terms of the transaction, its effects and its potential impact on the Company.

Pursuant to General Rule No. 435 and Circular No. 1141, both issued by the

Financial Market Commission, the Company's Board of Directors agreed that shareholders will be allowed to participate in the Meeting through the use of technological means that the Company will enable for this purpose, which will allow both remote participation and voting, guaranteeing simultaneity or secrecy, together with the accreditation of the due identity of the shareholders or their proxies, if applicable, means that will be duly reported in the pertinent notices and summons.

Proxies qualification, if applicable, shall be carried out on the same day and place set for the holding of the Meeting, from 11:30 a.m. until the beginning of the Meeting".

#### 3. On December 6, 2021, the following was reported:

"On the occasion of the summons to an extraordinary shareholders' meeting of Sociedad Nacional de Oleoductos S.A. (the "Company") to be held on January 3, 2022 at 12:00 p.m. to approve or reject the execution of the "Long-Term Clean Product Pipeline Transportation Agreement" with the Company's customers (the "Transaction"), and in compliance with the provisions of Article 147 of Law No. 18,046 on Corporations, I hereby inform you that, today, December 6, 2021, the Board of Directors of the Company received the report of the independent appraiser Econsult Capital SpA, containing the conditions of the Transaction, its effects and its potential impact on the Company. The aforementioned evaluator was appointed by the Company's board of directors meeting held on November 26, 2021.




Econsult Capital SpA's report will be made available to the Company's shareholders on Tuesday, December 7, 2021 at the Company's corporate offices, located at Av. Isabel La Católica 4472, Las Condes, Metropolitan Region, and on the Company's website: [www.sonacol.cl](http://www.sonacol.cl)".

**4. On December 13, 2021, the following was reported:**

"In compliance with the provisions of paragraph 6) of Article 147 of Law No. 18,046 on Corporations, I hereby inform you that Sociedad Nacional de Oleoductos S.A. (the "Company"), has received the opinions of its directors Gerardo Varela Alfonso, Max Letelier Bomchil, Juan Juanet Rodríguez, Arturo Natho Gamboa, Joaquín Cruz Sanfiel, Juan Andrés Diuana Yunis, Alejandro Palma Rioseco, Nicolás Correa Ferrer and Jaime Besa Bandeira, regarding the related party transaction consisting of the eventual execution by the Company of the "Long-Term Clean Product Pipeline Transportation Agreement" with its customers.

I also report to you that these opinions will be made available to the Company's shareholders at the Company's corporate offices and on the Company's website: [www.sonacol.cl](http://www.sonacol.cl), within the term established in paragraph 6) of Article 147 of Law No. 18,046 on Corporations".



## Subsequent events

Subsequent to December 31, 2021, the Parent Company and its affiliates have reported the following essential facts to the Financial Market Commission:

### I. PARENT COMPANY

**1. On March 31, 2022, the following has been communicated:**

"At the Board of Directors meeting of the Company, held today, it was unanimously agreed to propose to the Ordinary Shareholders' Meeting of our Company, scheduled for next April 27, the payment of the definitive minimum mandatory dividend that is now indicated, which will be charged to the profits of the year ended December 31, 2021, charged to the results of said year:

- Dividend No. 42, of US\$ 0.1733 per share, single series.

The dividend will be paid in pesos, national currency, according to the "observed dollar" exchange rate, which appears published in the Official Gazette on May 6, 2022.

The aforementioned dividend constitutes income for the shareholders. The Company will timely determine and communicate the credit that corresponds to the shareholders who pay the Complementary Global Tax and Additional Tax for the aforementioned dividend.

The dividend that has been mentioned, if approved by the aforementioned Meeting, will be paid from May 12, 2022, starting at 9:00 a.m., in the Company's Shares

Department, attended by SerCor S.A., located at El Golf N° 140, Las Condes, which attends, in the current circumstances of health emergency, from Monday to Friday, from 9:00 a.m. to 1:00 p.m. Shareholders who have requested it from the Company will have the aforementioned dividend deposited in their checking account or their check will be sent to them by mail, as appropriate.

Shareholders who are registered in the Company's Shareholders' Registry at midnight on May 6, 2022 will be entitled to the aforementioned dividend, in the event that it is approved by the Meeting.

The notice by virtue of which the shareholders will be informed of the agreement adopted by the aforementioned Ordinary Meeting, regarding this dividend, will be published in the newspaper "El Mercurio" of Santiago, edition of May 3, 2022.

The distribution of the dividend mentioned above has no effect on the financial situation of the Company".



## II. SUBSIDIARY: CELULOSA ARAUCO Y CONSTITUCIÓN S.A.

### 1. On April 8, 2022, the following has been communicated:

“In a board meeting held on September 28, and as reported to the CMF and the market as an essential fact on that date, the Board of Directors of Celulosa Arauco y Constitución S.A. agreed, among other matters, to update the Company's dividend policy, establishing that with respect to fiscal year 2021, an amount equivalent to 40% of the net profits of said fiscal year that could be distributed as dividends would be distributed among the shareholders, excluding from the calculation of said net profits, the extraordinary profits obtained by the Company, through its subsidiary Forestal Arauco S.A., from the sale of real estate to Vista Hermosa Inversiones Forestales SpA. It was also agreed and reported that for subsequent years, an amount would be distributed equivalent to 40% of the net profits of each fiscal year, which can be distributed as dividends. Finally, it was agreed on that occasion that, in any case, the Board of Directors could agree to pay interim dividends, to the extent that a year-end with positive results is foreseen and that the Company's cash availability allows it.

In this regard, I inform that in the board meeting of this date, it was agreed to modify the dividend policy regarding the profits obtained in the 2021 fiscal year, indicated above, in the sense of including in the calculation of the net profits of said fiscal year susceptible to the extraordinary profits obtained by the Company from the sale of the aforementioned properties

of the subsidiary Forestal Arauco S.A. to Vista Hermosa Inversiones Forestales SpA. The aforementioned agreement to modify the dividend policy is based on the very positive results obtained by Arauco during the 2021 financial year, already reported to the market, and on its current cash availability.

Therefore, it was agreed at the same board meeting today, to propose to the Ordinary Shareholders' Meeting of our Company, scheduled for next April 26, the payment of the mandatory minimum definitive dividend that is now indicated, the which will be charged to the profits of the year ended December 31, 2021, charged to the results of said year:

- Dividend of US\$ 1.5947992524 per share, single series.

Consequently, this dividend corresponds to 40% of the net profits for the year 2021, after deducting the provisional dividend paid to shareholders as of November 5.

The dividend will be paid in pesos, national currency, according to the "observed dollar" exchange rate, which appears published in the Official Gazette on May 6, 2022.

The aforementioned dividend constitutes income for the shareholders. The company will determine and timely communicate the credit that corresponds to the shareholders who pay the Complementary Global Tax and Additional Tax for the aforementioned dividend.

The dividend that has been mentioned, if approved by the Meeting referred to, will be paid as of May 10, 2022, starting at 9:00 a.m., at the offices of the Company on Avda. Golf N° 150, 14th floor, Las Condes, which attends, in the current circumstances of health emergency, from Monday to Friday, from 9:00 a.m. to 1:00 p.m. Shareholders who have requested it from the Company will have the aforementioned dividend deposited in their checking account or their check will be sent to them by mail, as appropriate.

Shareholders who are registered in the Company's Shareholders' Registry at midnight on May 4, 2022 will be entitled to the aforementioned dividend, if it is approved by the Meeting.

The notice by virtue of which the shareholders will be informed of the agreement adopted by the aforementioned Ordinary Meeting, regarding this dividend, will be published in the electronic newspaper "El Líbero" of Santiago, edition of May 3, 2022.

The distribution of the dividend mentioned above has no effect on the financial situation of the Company”.





### III. SUBSIDIARY: SOCIEDAD NACIONAL DE OLEODUCTOS S.A.

#### 1. On January 3, 2022, the following has been reported:

"Pursuant to the provisions of Articles 9 and 10 of Law No. 18045 of the Securities Market and General Rule No. 30 of this Commission, duly authorized, I hereby inform you, as an essential fact, of the following:

That, as you are aware, on November 26, 2021, the board of directors of Sociedad Nacional de Oleoductos S.A. (hereinafter, the "Company") agreed to call an extraordinary shareholders' meeting to be held on January 3, 2022, starting at 12:00 p.m. (hereinafter, the "Meeting"), at the offices of the Company, located at Av. Isabel La Católica 4472, Las Condes, without prejudice to the technological means that were made available for this purpose, in order to submit for consideration and approval of the Company's shareholders the following:

- Approve the execution of the "Long-Term Clean Product Pipeline Transportation Agreement" with each of its customers, under the terms and conditions proposed by the Board of Directors; and authorize the Board of Directors to grant the necessary powers for the execution of such agreement.

That, by means of this essential fact, I hereby inform you that the Meeting scheduled for today, January 3, 2022, was not held due to lack of quorum, since none of the representatives of the Company's shareholders were present".

#### 2. On January 28, 2022, the following has been reported:

"Pursuant to the provisions of Articles 9 and 10 of Law No. 18045 of the Securities Market, and to the provisions of General Rule No. 30 of this Commission, duly authorized, I hereby inform you, as an essential fact, that the Board of Directors of Sociedad Nacional de Oleoductos S.A. (hereinafter, the "Company"), by means of a board meeting held on January 28, 2022, agreed to call, on second call, an Extraordinary Shareholders' Meeting (hereinafter, the "Meeting") to be held on February 16, 2022, at 9:00 a.m., at the Company's offices located at Av. Isabel La Católica 4472, commune of Las Condes, Metropolitan Region, in order to submit for consideration and approval of the Company's shareholders the following matter:

- Approve the execution of the "Long-Term Clean Product Pipeline Transportation Agreement" with each of its customers, under the terms and conditions proposed by the Board of Directors; and authorize the Board of Directors to grant the necessary powers for the execution of such agreement.

It is hereby stated for the record that the Meeting was called by the Company's Board of Directors, since the approval of the execution of the aforementioned agreement constitutes a related party transaction, in accordance with the provisions of Title XVI of Law No. 18,046 on corporations, having the Company's directors expressed their interest in the transaction at the Board of Directors' meeting held on November 26, 2021.

Consequently, in accordance with Article 61 of Law No. 18,046 on corporations, the Company's Board of Directors agreed to convene the Shareholders' Meeting, in order for the latter to decide on the approval or rejection of the execution of the aforementioned agreement.

Pursuant to Article 147 of Law No. 18,046 on Corporations, it is hereby stated for the record that the report of the independent appraiser Econsult issued for the purpose of informing the shareholders of the terms of the transaction, its effects and its potential impact on the Company, as well as the opinion letters of the Company's directors regarding the advisability of the aforementioned transaction, are physically available for inspection by the shareholders at the Company's offices, located at Av. Isabel La Católica 4472, Las Condes, Metropolitan Region, as well as at the following website of the Company: <http://sonacol.cl/informacion-corporativa/>.

Pursuant to General Rule No. 435 and Circular No. 1141, both issued by the Financial Market Commission, the Company's Board of Directors agreed that shareholders will be allowed to participate in the Meeting through the use of technological means that the Company will enable for this purpose, which will allow both remote participation and voting, guaranteeing simultaneity or secrecy, together with the accreditation of the due identity of the shareholders or their proxies, if applicable. The instructions for remote participation in the Meeting are duly published on the Company's website indicated in the preceding paragraph.

Proxies qualification, if applicable, shall be carried out on the same day and place set for the Meeting, from 8:30 a.m. until the beginning of the Meeting".

#### 3. On February 16, 2022, the following has been communicated:

"In accordance with the provisions of articles 9 and 10 of Law No. 18,045 on the Securities Market and General Rule No. 30 of this Commission, duly empowered, I hereby inform you, as an essential fact, the next:

That, as you are aware, on January 28, 2022, the board of directors of Sociedad Nacional de Oleoductos S.A. (hereinafter, the "Company") agreed to summon an extraordinary shareholders' meeting, to be held, on second summons, on February 16, 2022, starting at 9:00 a.m. (hereinafter, the "Meeting"), at the Company's offices, located at Av. Isabel La Católica 4472, Las Condes, without prejudice to the technological means that were made available for this purpose, in order to submit the following to the consideration and approval of the Company's shareholders:

- Approve the signing of the "Long-Term Transport Contract for Clean Products through Pipelines" with each of its clients, under the terms and conditions proposed by the board of directors; and empower the board of directors to grant the necessary powers for the signing of said contract.

That, by means of this essential event, I hereby inform that the Meeting called for today, February 16, 2022, was not held





due to a lack of quorum, since none of the Company's shareholders showed up, per se, or represented".

**4. On March 7, 2022, the following has been communicated:**

"Hereby, in accordance with the provisions of article 9 and subparagraph 2 of article 10 of Law 18,045 on the Securities Market, and in General Rule No. 30 of the Commission for the Financial Market, being duly empowered to do so, I hereby inform you as an Essential Fact of Sociedad Nacional de Oleoductos S.A. ("the Company") that on January 27, 2022, Mr. Max Letelier Bomchil informed the Chairman of the Board of his decision to resign from the position of Director of the company, a resignation that became effective as of the day of his communication".

**5. On March 24, 2022, the following has been communicated:**

"In accordance with the provisions of article 9 and the second paragraph of article 10, both of Law 18,045 on the Securities Market, Law No. 18,046 on Corporations and General Rule No. 30 of the Commission for the Financial Market, being duly authorized to do so, I hereby inform you of the following essential fact regarding Sociedad Nacional de Oleoductos S.A. ("the Society"):

The Board of Directors of the Company agreed, in a meeting dated March 24, 2022, to summon the shareholders to the Ordinary Meeting for April 25, 2022, at 9:00 a.m., at the corporate offices located on Av. Isabel La Católica 4472, Las Condes, Santiago. Shareholders may

also attend remotely and simultaneously in accordance with the provisions of General Rule No. 435 and Circular Letter No. 1141 of the Commission for the Financial Market. If for any reason the Meeting cannot be held physically, it will be held exclusively by remote means in accordance with the aforementioned. For this purpose, the Company will inform both on its website and in the summons notices to the Meeting, on the remote participation and voting mechanism to be used at the Meeting and on the way in which each shareholder or their representative, may certify their identity and power, if any.

The purpose of the Ordinary Shareholders' Meeting is to deal with the following matters:

a) Approval of the balance sheet, financial statements and annual report of the company as of December 31, 2021.

b) Distribution of the profit for the year ended December 31, 2021, which amounts to \$ 23,035,173,824, proposing for this purpose the Board of Directors, allocate the total of said profit for distribution of dividends, first covering those provisional dividends for a total of \$ 17,574,443,943, agreed to pay by the Board of Directors in such capacity at its meetings held on July 30, 2021 and November 26 of the same year; and, the amount of \$ 5,460,729,881 to be distributed as a definitive dividend, at a value of \$ 54.60729881 per share.

c) Report of the external auditors, and appointment of external auditors for the year 2022.

d) Information on the dividend policy agreed by the Board of Directors for the year 2022.

e) Information on operations with related parties, in accordance with Chapter XVI of Law No. 18,046 on Corporations.

f) Total renewal of the Board of Directors in response to the vacancy caused by the resignation presented by a director, in compliance with the provisions of article six of the bylaws.

g) Establishment of the amount of the fees that correspond to the Chairman of the Board of Directors and the Directors, for the period that extends from the month of April of the current year and the date of the next Ordinary Shareholders' Meeting of 2023.

h) Other matters of interest specific to this type of meeting.

Pursuant to the provisions of article 76 of Law No. 18,046, you are informed that the financial statements of the Company and the report of the external auditors will be available on the Company's website <http://www.sonacol.cl> from March 25, 2022.

We will be grateful to the Commission for having presented this information and for complying with the legal and regulatory norms that oblige the Company to provide it".

**IV. SUBSIDIARY: ABASTIBLE S.A.**

On January 7, 2022, the Government of Chile submitted a bill to the National Congress, based on the final recommendations issued in December 2021 by the National Economic Prosecutor's Office (FNE) regarding a study of the natural gas and liquefied gas market in Chile, in order to legislate to "separate the retail distribution of LP in Chile from the wholesale distribution". As of the date these consolidated financial statements were prepared, this bill was still under discussion in Congress.







## Committee of Directors

Until the Ordinary Shareholders' Meeting of April 28, 2021, the Committee of Directors of Empresas Copec was comprised of Mr. Andrés Bianchi, Mr. Juan Edgardo Goldenberg and Mr. Gabriel Bitrán. The latter had the character of independent director and served as Chairman of the Committee.

On the occasion of the renewal of the Company's Board of Directors carried out at the aforementioned Shareholders' Meeting and in accordance with Circular No. 1,956 of the Financial Market Commission, the Board of Directors nominated at its ordinary meeting of April 29, 2021 the persons who would be members of the Committee of Directors referred to in Article 50 bis of Law No. 18,046. The persons appointed on that occasion were Mr. Juan Edgardo Goldenberg and Ms. Karin Jürgensen and Ms. Marcela Achurra. It is worth mentioning that the latter is an independent director and was appointed chairwoman of the committee.

During the 2021 fiscal year, the committee focused on fulfilling its duties and exercising the powers established by law, which, among other matters, meant examining the reports submitted by the external auditors, the quarterly financial statements, the compensation systems and compensation plans for senior executives, managers and employees of the Company and, finally, examining the background information relating to the transactions referred to in Title XVI of Law No. 18,046 on Corporations. On

this last point, it should be noted that the committee analyzed the transactions referred to in this Title, confirming that the operations carried out are in accordance with market conditions.

Additionally, the Company's Board of Directors specially entrusted the Directors' Committee to review, in support of the Board's work and not as a decision-maker, the following matters: Internal Audit, Financial Investments and Risk Management.

During fiscal year 2021 the Committee met eight times, sessions in which it was attended by the Chief Executive Officer and the Chief Financial Officer and, where relevant, with the external auditors (PwC), with the internal auditors (KPMG) and with Deloitte executives in charge of Risk Management.

The main subjects reviewed in each session are listed below:

### SESSION NO. 131, HELD ON MARCH 4, 2021

- ▶ 2020 Financial Statements and External Auditors' Report
  - It is agreed to approve the Financial Statements for fiscal year 2020 and the corresponding External Auditors' Report.
- ▶ Contracts with Related Companies
  - Transactions with related companies for fiscal year 2020 were reviewed, with no observations.

### SESSION NO. 132, HELD ON MARCH 25, 2021

- ▶ External Auditors
  - It is agreed to propose to the Company's Board of Directors, for it to recommend to the Ordinary General Shareholders' Meeting, the appointment of PwC as the Company's external auditors for the 2021 fiscal year.
- ▶ Private Credit Rating Agencies
  - It is agreed to propose to the Company's Board of Directors, for it to suggest to the Ordinary General Shareholders' Meeting, the appointment of Fitch Chile Clasificadora de Riesgos Limitada and Feller Rate Clasificadora de Riesgo Limitada as private credit rating agencies for the 2021 fiscal year.

### SESSION NO. 133, HELD ON MAY 25, 2021

- ▶ Appointment of the chairman of the Committee
  - It is agreed to appoint Ms. Marcela Achurra as chairman of the Company's Committee of Directors and to ratify Mr. José Tomás Guzmán as secretary.
- ▶ Financial Statements of the Company as of March 31, 2021
  - It is agreed to approve the Financial Statements for the first quarter of fiscal year 2021.



- ▶ Contracts with Related Companies
  - Transactions with related companies for fiscal year 2021 were reviewed, with no observations.
  - It is agreed to approve the new rates submitted by Red to Green S.A. for hosting, network, internet and support services, and the subsequent renewal of the contract, given that the economic offer was in line with market values and the level of performance of the service is appropriate for the Company's needs.

**SESSION NO. 134, HELD ON JUNE 17, 2021**

- ▶ Corporate Policies
  - It is agreed to update the General Policy for Handling Conflicts of Interest in accordance with the amendments introduced by Law No. 21,314, as well as to consider the relevance of having a General Policy on Day-to-Day Operations.
  - It is agreed to propose to the Board of Directors the approval of the Financing Policy prepared by the Senior Management, which reflects the Company's vision regarding capital structure.
- ▶ Investment Portfolio
  - The distribution of the investment portfolio is reviewed in terms of instruments, currencies, type of management and controls.

**SESSION NO. 135, HELD ON JULY 14, 2021**

- ▶ Internal Auditors
  - The Company's Internal Audit Plan 2021-2022 is presented.

- ▶ Risk Management
  - The main activities carried out during the year in the area of risk updating and management are presented, as well as those that will be carried out starting in the second half of fiscal year 2021.
- ▶ Corporate Policies
  - A progress report on the update of the Policy for the Handling of Conflicts of Interest is presented.

**SESSION NO. 136, HELD ON AUGUST 18, 2021**

- ▶ 2021 Financial Statements and External Auditors' Report
  - The results of the audit review for the first half of the year are presented and it is agreed to approve the Financial Statements for the first half of fiscal year 2021.
- ▶ Contracts with Related Companies
  - Transactions with related companies for the first half of fiscal year 2021 are reviewed, with no observations.

**SESSION NO. 137, HELD ON NOVEMBER 11, 2021**

- ▶ Corporate Policies
  - The update of the Policy for the Handling of Conflicts of Interest is approved and it is agreed to propose its approval to the Board of Directors.
- ▶ Financial Statements as of September 30, 2021
  - It is agreed to approve the Financial Statements for the third quarter of fiscal year 2021.


- ▶ Contracts with Related Companies
  - Transactions with related companies for the third quarter of fiscal year 2021 were reviewed, with no observations.
  - It is agreed to propose to the Board of Directors the approval of the fees for the services provided by Portaluppi Guzmán y Bezanilla Limitada for the legal advice for the signing of an international credit line.
- ▶ Corporate Policies
  - It was agreed to review the relevance of having a General Policy on Day-to-Day Operations, once the applicable regulations are available.

**SESSION NO. 138, HELD ON DECEMBER 15, 2021**

- ▶ Internal Auditors
  - A report is presented on the work developed during the year in the internal audit of the Company.
- ▶ Risk Management
  - A presentation is made on the activities carried out during the year in the area of risk updating and management, and the program planned for the 2022 fiscal year.
- ▶ External Auditors
  - The internal control report of PwC is acknowledged.
- ▶ Contracts with Related Companies
  - A review of the rates currently applied by the company for office leasing is carried out and a potential proposal for leasing office space to the subsidiary Orizon S.A. is approved.

During 2021, the committee paid US\$ 141,021 in remuneration to its members, which was approved at the last Ordinary Shareholders' Meeting. It is worth mentioning that the committee did not incur expenses under the budget approved by the Ordinary Shareholders' Meeting.

The Committee has prepared this Annual Management Report to be included in the Annual Report and to make it known at the next Ordinary Shareholders' Meeting.





## Remuneration of the Board of Directors

In accordance with the provisions of Law No. 18,046, the Ordinary General Shareholders' Meeting held on April 28, 2021, agreed on remunerations of the Board of Directors for the current year.

During the year 2021 gross remunerations received by each one of the Directors were:

2021	Board of Directors	Directors' Committee
Roberto Angelini	US\$ 423,062	-
Jorge Andueza	US\$ 281,905	-
Marcela Achurra	US\$ 92,262	US\$ 30,754
Mauricio Angelini	US\$ 92,262	-
Manuel Bezanilla	US\$ 141,021	-
Andrés Bianchi	US\$ 48,759	US\$ 16,253
Gabriel Bitrán	US\$ 48,759	US\$ 16,253
Juan Edgardo Goldenberg	US\$ 141,021	US\$ 47,007
Arnaldo Gorziglia	US\$ 48,759	-
Karin Jürgensen	US\$ 92,262	US\$ 30,754
Andrés Lehuedé	US\$ 141,021	-
Francisco León	US\$ 141,021	-

2020	Board of Directors	Directors' Committee
Roberto Angelini	US\$ 392,326	-
Jorge Andueza	US\$ 261,551	-
Manuel Bezanilla	US\$ 130,775	-
Andrés Bianchi	US\$ 130,775	US\$ 43,592
Gabriel Bitrán	US\$ 130,775	US\$ 43,592
Juan Edgardo Goldenberg	US\$ 130,775	US\$ 43,592
Arnaldo Gorziglia	US\$ 130,775	-
Andrés Lehuedé	US\$ 130,775	-
Francisco León	US\$ 130,775	-

There are no incentive schemes such as bonuses, stock-based compensations, stock options or others on which the Directors participate.

On the other hand, the Directors of the Parent Company received the following gross remunerations for their positions as Director in the affiliates that are listed below:

2021	Celulosa Arauco y Constitución	Forestal Arauco	Arauco Internacional	Copec	Organización Terpel	Igemar	Orizon	Inversiones Alxar
Roberto Angelini	US\$ 236,045	US\$ 56,711	US\$ 24,000	ThCh\$ 161,343	-	US\$ 141,021	US\$ 42,702	US\$ 21,232
Jorge Andueza	US\$ 236,045	US\$ 56,711	US\$ 24,000	ThCh\$ 107,562	US\$ 20,848	US\$ 47,007	US\$ 128,107	-
Marcela Achurra	-	-	-	-	-	-	-	-
Mauricio Angelini	-	-	-	-	-	-	-	-
Manuel Bezanilla	US\$ 354,067	US\$ 113,423	US\$ 66,000	-	-	US\$ 47,007	-	-
Andrés Bianchi	-	-	-	-	-	-	-	-
Gabriel Bitrán	-	-	-	-	-	-	-	-
Juan Edgardo Goldenberg	-	-	-	-	-	-	-	-
Arnaldo Gorziglia	-	-	-	-	-	-	-	-
Karin Jürgensen	-	-	-	-	-	-	-	-
Andrés Lehuedé	-	-	-	-	-	-	-	-
Francisco León	-	-	-	ThCh\$ 53,781	-	-	-	-

2020	Celulosa Arauco y Constitución	Forestal Arauco	Arauco Internacional	Copec	Organización Terpel	Igemar	Orizon	Inversiones Alxar
Roberto Angelini	US\$ 172,185	US\$ 41,324	US\$ 19,009	ThCh\$ 155,024	-	US\$ 130,775	US\$ 43,768	US\$ 19,392
Jorge Andueza	US\$ 172,185	US\$ 41,324	US\$ 19,009	ThCh\$ 103,349	US\$ 20,925	US\$ 43,592	US\$ 131,303	-
Manuel Bezanilla	US\$ 258,278	US\$ 82,649	US\$ 52,276	ThCh\$ 51,675	-	US\$ 43,592	-	-
Andrés Bianchi	-	-	-	-	-	-	-	-
Gabriel Bitrán	-	-	-	-	-	-	-	-
Juan Edgardo Goldenberg	-	-	-	-	-	-	-	-
Arnaldo Gorziglia	-	-	-	-	-	-	-	-
Andrés Lehuedé	-	-	-	-	-	-	-	-
Francisco León	-	-	-	ThCh\$ 51,675	-	-	-	-

The next Ordinary General Shareholders' Meeting must set remunerations for the Directors for the 2022 financial year.



## Remuneration of the administration

Remunerations and bonuses received by the Company's executives during the financial year 2021 amounted to ThUS\$ 2,988 (ThUS\$ 2,568 in 2020). On average, they received variable compensations equivalent, in their payment currency, to 37.4% of this amount (30.2% in 2020). Bonuses are voluntary and are determined based on market aspects, financial performance, team leadership, achievement of milestones, conflict resolution, M&A operations, among others. During financial year 2021 no severance payments to managers and senior executives of the Company were made.

## Brands

Empresas Copec owns the following trademarks:

"Empresas Copec": Registration No. 742026, 742027, 742028, 1.287.843, 1.288.718 and 1.289.819.

"EC": Registration No. 733767, 733768, 733769, 1.287.660, 1.288.719 and 1.288.720.

## Balances and transactions with related parties


The information on balances and transactions with related entities is contained in Note No. 18 to the Financial Statements of the Company, which are part of this Annual Report.

## Properties and facilities

As of December 31, 2021, the Parent Company owned its corporate offices of 2,714 m<sup>2</sup>, which are located at Av. El Golf 150, and maritime concessions in Arica and Caldera. The Company does not own other relevant concessions, land and/or facilities, nor does it have any land reserved for future projects.

## Patents and licenses

As of December 31, 2021, Empresas Copec S.A. does not have patents and licenses.







01

CORPORATE INFORMATION

02

BUSINESS AREAS

03

GENERAL INFORMATION

04

FINANCIAL INFORMATION

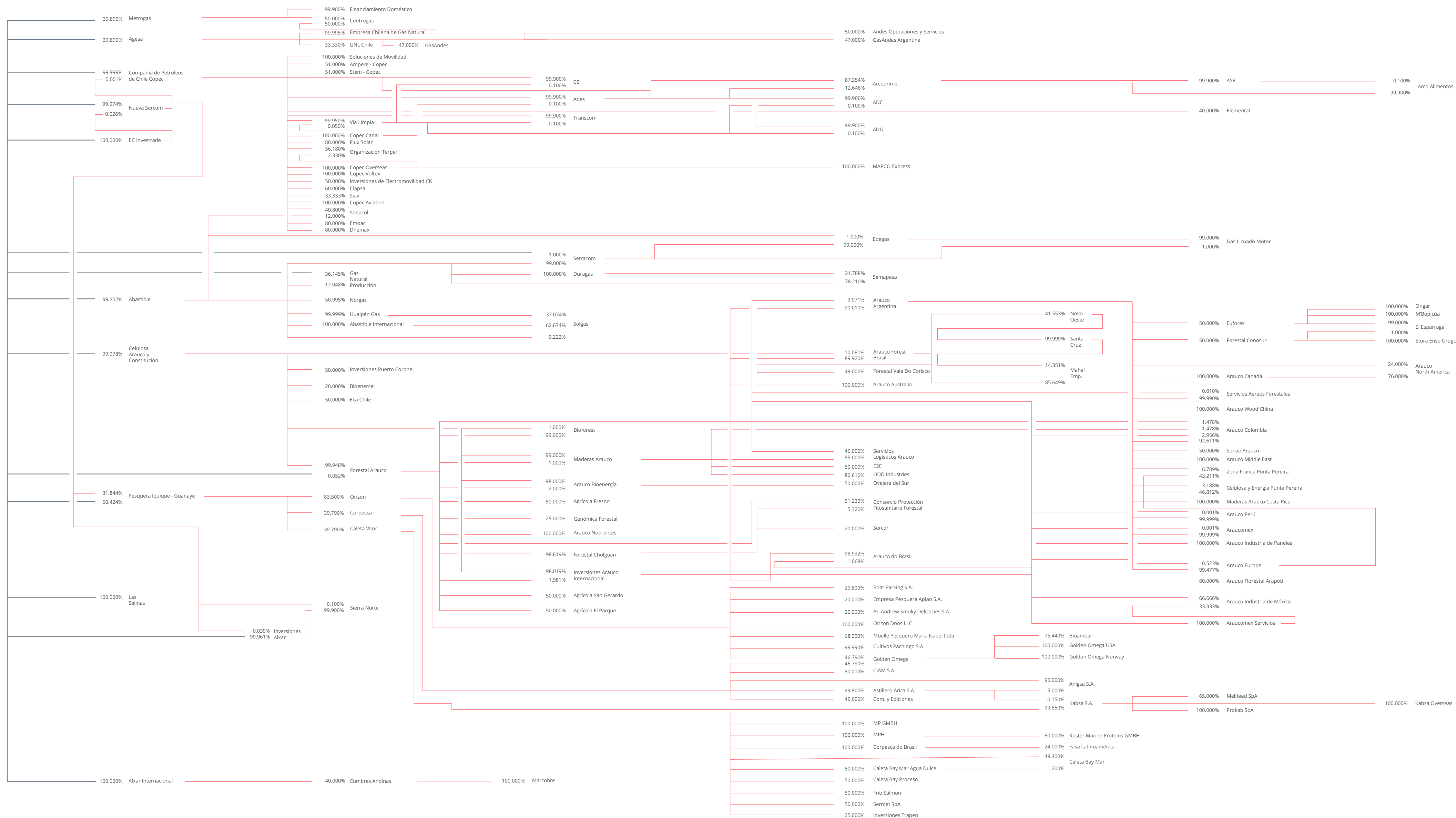
# Ownership Structure

ENERGY

FORESTRY

FISHERIES

OTHER INVESTMENTS





# Corporate purpose *and articles of incorporation*

## Corporate Purpose

- a. Research, explore, industrialize, clear through Customs, import, export, elaborate, refine, mix, package, store, transport, buy, sell, distribute, and generally trade on its own behalf or for third parties hydrocarbons, their byproducts and direct or indirect compounds, including lubricants, additives, mixtures, combinations and substitutes; chemicals of any kind, and any other source of natural energy capable of industrial or domestic use.
- b. Import, export, buy, sell, distribute, and generally trade on its own behalf or for third parties motorized vehicles and machinery, elements, equipment and other articles for agricultural, mining, fishery, industrial, commercial, electronic computing and domestic use purposes, their accessories and spare parts.
- c. Acquire, administer, manage and exploit on its own behalf or for third parties forest lands or those of forest capability, make paper, wood pulp and their derivatives, by-products and similar products; acquire and exploit sawmills and other industries that make raw materials to make paper, wood pulp and their by-products and/ or wood in all its forms, sell, exploit and generally trade in and outside Chile the mentioned products, particularly wood, wood pulp and paper in all their forms.
- d. Acquire, administer, manage and exploit on its own behalf or for third parties agricultural real estate, and transform, industrialize and trade food and drinks of any kind or origin.
- e. Acquire, administer, manage and exploit on its own behalf or for third parties agricultural real estate in general, develop real estate business and the real estate construction industry arising from this, like buildings, roads, bridges, canals, drainage, industrial facilities and similar, and the production and installation of goods and implements for such industry.
- f. Ground, air, sea and river freight on its own behalf or for third parties and undertake, on its own behalf or for third parties, port operations and activities, with these particularly including wharfage, lighterage, moving loads, storage, stowage and unloading of vessels and aircraft, and the promotion, development and exploitation of tourism in Chile.
- g. Manufacture, distribute and generally trade containers of any kind.
- h. Exploit electronic computer equipment in all its forms, and it can provide consultancy on company management and organization, market and feasibility studies and operative research.
- i. Undertake mining-related activities and business, including but not limited to prospection, reconnaissance, exploration and mining of mining deposits; and fishing or hunting of species and organisms with water as their normal habitat, and it may market them in any way.
- j. Participate pursuant to law in companies with a banking purpose, and generally in financial, insurance, warrants, storage and merchandise deposit services and in mutual and social security fund management.








## Articles of Incorporation

The Company was established under public deed dated October 31st, 1934, signed in the presence of the Santiago Notary Mr. Luis Azócar, and was authorized by Supreme Decree No. 3,610, dated November 22nd, 1934. The corresponding registration was made on folio 1,813 No. 1,008, and folio 1,829, entry No. 1,009, in the Santiago Trade Registry of 1934.

The corporate bylaws have been amended on several occasions, noteworthy amongst which were: the amendment made under public deed dated April 20th, 1982, in the presence of the Santiago Notary Mr. Andrés Rubio, when the bylaws were restated to adapt them to the requirements of Chilean Law No. 18,046; an amendment to increase equity capital, now divided into 1,299,853,848 shares of no par value, in accordance with a public deed dated January 29th, 1988, in the presence of Mr. Andrés Rubio, published in the Chilean Official Gazette of February 10th, 1988, and registered on folio 3,268 No. 1,690, of the Trade Registry of Santiago's Real Estate Registry of 1988; and, finally, an amendment set out in public deed dated May 7th, 2003, in the

presence of the Santiago Notary Mr. René Benavente, which changed the name of the Company to Empresas Copec S.A., effective October 1st, 2003, the required excerpt of which was published in the Chilean Official Gazette of May 31st, 2003 and was registered on folio 14,697, No. 11,252, of the Trade Registry of Santiago's Real Estate Registry of 2003; and an amendment made under public deed dated September 12th, 2008, in the presence of the Santiago Notary Mr. Félix Jara, when the currency of the capital stock laid down in the Company's bylaws was changed, of the financial accounting registries and of the issuance of the Company's financial statements, from pesos of the Republic of Chile to US dollars, effective as of January 1st, 2008, and all as laid down in "Transitory Article Four" of the company's bylaws, and this provision is added to the bylaws. The required excerpt of which was published in the Chilean Official Gazette of October 10th, 2008 and was registered on folio 46,937, No. 32,354, of the Trade Registry of Santiago's Real Estate Registry of 2008.



Social Capital  
**1,299,853,848**  
shares





# Financial *Information*

114

Summary of Financial Statements Main Subsidiaries

297

ESG Materiality

124

Consolidated Financial Statements



# Summary of Financial Statements Main Subsidiaries

## CELULOSA ARAUCO Y CONSTITUCIÓN S.A. AND SUBSIDIARIES

Balance sheet	2021	2020
At December 31	THUS\$	THUS\$
<b>Assets</b>		
Current assets	3,919,325	3,544,325
Non current assets	12,741,985	12,483,994
<b>Total assets</b>	<b>16,661,310</b>	<b>16,028,319</b>
<b>Liabilities</b>		
Current liabilities	1,429,642	1,097,593
Non current liabilities	7,413,164	7,515,091
<b>Total liabilities</b>	<b>8,842,806</b>	<b>8,612,684</b>
<b>Equity</b>		
Issued capital	803,618	603,618
Other reserves	(1,241,070)	(1,108,797)
Accumulated earnings (losses)	8,248,185	7,889,901
<b>Equity attributable to owners of the parent company</b>	<b>7,810,733</b>	<b>7,384,722</b>
<b>Non-controlling interests</b>	<b>7,771</b>	<b>30,913</b>
<b>Net equity</b>	<b>7,818,504</b>	<b>7,415,635</b>
<b>Total liabilities and net equity</b>	<b>16,661,310</b>	<b>16,028,319</b>
<b>Income statement</b>	<b>2021</b>	<b>2020</b>
For the years ended December 31,	THUS\$	THUS\$
Gross profit	2,668,158	1,287,585
<b>Profit (loss) before taxes</b>	<b>1,434,513</b>	<b>67,153</b>
Income taxes	(402,914)	(41,848)
<b>Profit (loss) after taxes</b>	<b>1,031,599</b>	<b>25,305</b>
<b>Profit (loss)</b>	<b>1,031,599</b>	<b>25,305</b>
Profit (loss) attributable to owners of the parent company	1,030,812	25,843
Profit (loss) attributable to non-controlling interests	787	(538)
<b>Profit (loss)</b>	<b>1,031,599</b>	<b>25,305</b>

Statement of cash flows	2021	2020
For the years ended December 31,	THUS\$	THUS\$
Net cash flow from (used in) operating activities	1,939,878	1,142,144
Net cash flow from (used in) investing activities	(1,189,560)	(1,678,855)
Net cash flow from (used in) financing activities	(769,459)	56,204
<b>Net increase (decrease) in cash and cash equivalents</b>	<b>(19,141)</b>	<b>(480,507)</b>
Effect of exchange rate changes on cash and cash equivalents	(34,473)	(14,791)
<b>Cash and cash equivalents at beginning of period</b>	<b>1,064,714</b>	<b>1,560,012</b>
<b>Cash and cash equivalents at the end of period</b>	<b>1,011,100</b>	<b>1,064,714</b>

Statement of changes in equity	2021	2020
For the years ended December 31,	THUS\$	THUS\$
<b>Opening Balance</b>	<b>7,415,635</b>	<b>7,369,415</b>
Changes due to bug fixes	200,000	250,000
Conversion reserves	(1,041)	(214)
Hedge Reserves	(73,875)	(178,933)
Reserves for defined plans	(99,852)	(46,017)
Other Reserves	42,495	9,231
Changes in retained earnings	358,284	16,251
Changes in non-controlling interests	(23,142)	(4,098)
<b>Total changes</b>	<b>402,869</b>	<b>46,220</b>
<b>Total equity</b>	<b>7,818,504</b>	<b>7,415,635</b>



## COMPAÑÍA DE PETRÓLEOS DE CHILE COPEC S.A. AND SUBSIDIARIES

Balance sheet	2021	2020
At December 31	THCH\$	THCH\$
<b>Assets</b>		
Current assets	1,880,591,434	1,472,459,037
Non current assets	2,939,665,433	2,621,562,784
<b>Total assets</b>	<b>4,820,256,867</b>	<b>4,094,021,821</b>
<b>Liabilities</b>		
Current liabilities	1,286,683,227	905,161,254
Non current liabilities	1,862,269,049	1,857,254,130
<b>Total liabilities</b>	<b>3,148,952,276</b>	<b>2,762,415,384</b>
<b>Equity</b>		
Issued capital	511,338,349	511,338,349
Other reserves	(38,953,984)	(185,329,118)
Accumulated earnings (losses)	958,912,289	820,994,346
<b>Equity attributable to owners of the parent company</b>	<b>1,431,296,654</b>	<b>1,147,003,577</b>
<b>Non-controlling interests</b>	<b>240,007,937</b>	<b>184,602,860</b>
<b>Net equity</b>	<b>1,671,304,591</b>	<b>1,331,606,437</b>
<b>Total liabilities and net equity</b>	<b>4,820,256,867</b>	<b>4,094,021,821</b>

Income statement	2021	2020
For the years ended December 31,	THCH\$	THCH\$
Gross profit	1,157,629,536	848,958,440
<b>Profit (loss) before taxes</b>	<b>470,118,984</b>	<b>110,210,486</b>
Income taxes	(142,882,015)	(26,975,520)
<b>Profit (loss) after taxes</b>	<b>327,236,969</b>	<b>83,234,966</b>
<b>Profit (loss)</b>	<b>327,236,969</b>	<b>83,234,966</b>
Profit (loss) attributable to owners of the parent company	297,237,862	88,201,452
Profit (loss) attributable to non-controlling interests	29,999,107	(4,966,486)
<b>Profit (loss)</b>	<b>327,236,969</b>	<b>83,234,966</b>

Statement of cash flows	2021	2020
For the years ended December 31,	THCH\$	THCH\$
Net cash flow from (used in) operating activities	412,145,256	528,401,546
Net cash flow from (used in) investing activities	(197,776,902)	(175,687,325)
Net cash flow from (used in) financing activities	(335,421,183)	(97,823,418)
<b>Net increase (decrease) in cash and cash equivalents</b>	<b>(121,052,829)</b>	<b>254,890,803</b>
Effect of exchange rate changes on cash and cash equivalents	13,776,832	(9,337,342)
<b>Cash and cash equivalents at beginning of period</b>	<b>444,044,529</b>	<b>198,491,068</b>
<b>Cash and cash equivalents at the end of period</b>	<b>336,768,532</b>	<b>444,044,529</b>

Statement of changes in equity	2021	2020
For the years ended December 31,	THCH\$	THCH\$
<b>Opening Balance</b>	<b>1,331,606,437</b>	<b>1,404,049,397</b>
Equity issuance	176,376	(11,396,428)
Reserves for actuarial gains (losses)	128,010,379	(61,152,601)
Conversion reserves	17,120,207	(1,080,271)
Hedge Reserves	(419,775)	(37,391)
Other Reserves	(800,923)	3,388,606
Changes in retained earnings	139,798,657	30,353,861
Changes in non-controlling interests	55,813,233	(32,518,736)
<b>Total changes</b>	<b>339,698,154</b>	<b>(72,442,960)</b>
<b>Total equity</b>	<b>1,671,304,591</b>	<b>1,331,606,437</b>



## ABASTIBLE S.A. AND SUBSIDIARIES

Balance sheet	2021	2020
At December 31	THCH\$	THCH\$
<b>Assets</b>		
Current assets	236,771,030	194,266,283
Non current assets	786,336,034	735,464,872
<b>Total assets</b>	<b>1,023,107,064</b>	<b>929,731,155</b>
<b>Liabilities</b>		
Current liabilities	202,094,833	199,185,918
Non current liabilities	451,592,498	356,561,253
<b>Total liabilities</b>	<b>653,687,331</b>	<b>555,747,171</b>
<b>Equity</b>		
Issued capital	248,508,932	248,508,932
Other reserves	1,214,751	(13,786,258)
Accumulated earnings (losses)	74,168,596	93,116,983
<b>Equity attributable to owners of the parent company</b>	<b>323,892,279</b>	<b>327,839,657</b>
<b>Non-controlling interests</b>	<b>45,527,454</b>	<b>46,144,327</b>
<b>Net equity</b>	<b>369,419,733</b>	<b>373,983,984</b>
<b>Total liabilities and net equity</b>	<b>1,023,107,064</b>	<b>929,731,155</b>
<b>Income statement</b>	<b>2021</b>	<b>2020</b>
For the years ended December 31,	THCH\$	THCH\$
Gross profit	279,453,281	277,646,997
<b>Profit (loss) before taxes</b>	<b>151,228,905</b>	<b>71,382,521</b>
Income taxes	(51,081,983)	(3,684,259)
<b>Profit (loss) after taxes</b>	<b>100,146,922</b>	<b>67,698,262</b>
<b>Profit (loss)</b>	<b>100,146,922</b>	<b>67,698,262</b>
Profit (loss) attributable to owners of the parent company	93,972,144	59,638,356
Profit (loss) attributable to non-controlling interests	6,174,778	8,059,906
<b>Profit (loss)</b>	<b>100,146,922</b>	<b>67,698,262</b>

Statement of cash flows	2021	2020
For the years ended December 31,	THCH\$	THCH\$
Net cash flow from (used in) operating activities	119,544,867	130,009,325
Net cash flow from (used in) investing activities	27,335,307	(56,851,365)
Net cash flow from (used in) financing activities	(117,190,508)	(60,875,486)
<b>Net increase (decrease) in cash and cash equivalents</b>	<b>29,689,666</b>	<b>12,282,474</b>
Effect of exchange rate changes on cash and cash equivalents	440,310	(1,463,469)
<b>Cash and cash equivalents at beginning of period</b>	<b>68,756,446</b>	<b>57,937,441</b>
<b>Cash and cash equivalents at the end of period</b>	<b>98,886,422</b>	<b>68,756,446</b>

Statement of changes in equity	2021	2020
For the years ended December 31,	THCH\$	THCH\$
<b>Opening Balance</b>	<b>373,983,984</b>	<b>394,216,749</b>
Reserves for actuarial gains (losses)	(548,275)	(493,046)
Conversion reserves	16,470,375	(31,798,860)
Hedge Reserves	(921,091)	0
Other Reserves	0	192
Changes in retained earnings	(18,948,387)	20,137,090
Changes in non-controlling interests	(616,873)	(8,078,141)
<b>Total changes</b>	<b>(4,564,251)</b>	<b>(20,232,765)</b>
<b>Total equity</b>	<b>369,419,733</b>	<b>373,983,984</b>



**SOCIEDAD NACIONAL DE OLEODUCTOS S.A.**

Balance sheet	2021	2020
At December 31	THCH\$	THCH\$
<b>Assets</b>		
Current assets	7,880,063	5,932,634
Non current assets	199,715,705	199,091,118
<b>Total assets</b>	<b>207,694,264</b>	<b>205,023,752</b>
<b>Liabilities</b>		
Current liabilities	37,937,421	53,665,839
Non current liabilities	98,020,643	79,621,713
<b>Total liabilities</b>	<b>135,958,064</b>	<b>133,287,552</b>
<b>Equity</b>		
Issued capital	59,575,440	59,575,440
Other reserves	0	0
Accumulated earnings (losses)	12,160,760	12,160,760
<b>Net equity</b>	<b>71,736,200</b>	<b>71,736,200</b>
<b>Total liabilities and net equity</b>	<b>207,694,264</b>	<b>205,023,752</b>
<b>Income statement</b>	<b>2021</b>	<b>2020</b>
For the years ended December 31,	THCH\$	THCH\$
Gross profit	35,889,560	27,278,892
<b>Profit (loss) before taxes</b>	<b>31,806,178</b>	<b>24,211,511</b>
Income taxes	(8,771,004)	(6,573,104)
<b>Profit (loss) after taxes</b>	<b>23,035,174</b>	<b>17,638,407</b>
<b>Profit (loss)</b>	<b>23,035,174</b>	<b>17,638,407</b>

Statement of cash flows	2021	2020
For the years ended December 31,	THCH\$	THCH\$
Net cash flow from (used in) operating activities	34,191,086	31,003,301
Net cash flow from (used in) investing activities	(9,770,917)	(7,687,330)
Net cash flow from (used in) financing activities	(23,104,571)	(22,705,696)
<b>Net increase (decrease) in cash and cash equivalents</b>	<b>1,315,598</b>	<b>610,275</b>
Effect of exchange rate changes on cash and cash equivalents	0	0
<b>Cash and cash equivalents at beginning of period</b>	<b>1,274,416</b>	<b>664,141</b>
<b>Cash and cash equivalents at the end of period</b>	<b>2,590,014</b>	<b>1,274,416</b>

Statement of changes in equity	2021	2020
For the years ended December 31,	THCH\$	THCH\$
<b>Opening balance</b>	<b>71,736,200</b>	<b>71,736,200</b>
<b>Total changes</b>	<b>0</b>	<b>0</b>
<b>Total equity</b>	<b>71,736,200</b>	<b>71,736,200</b>



## PESQUERA IQUIQUE-GUANAYE S.A. AND SUBSIDIARIES

Balance sheet	2021	2020
At December 31	THUS\$	THUS\$
<b>Assets</b>		
Current assets	110,018	102,121
Non current assets	377,551	377,519
<b>Total assets</b>	<b>487,569</b>	<b>479,640</b>
<b>Liabilities</b>		
Current liabilities	28,458	21,629
Non current liabilities	238,612	251,944
<b>Total liabilities</b>	<b>267,070</b>	<b>273,573</b>
<b>Equity</b>		
Issued capital	346,697	346,697
Other reserves	2,370	43
Accumulated earnings (losses)	(170,590)	(180,145)
<b>Equity attributable to owners of the parent company</b>	<b>178,477</b>	<b>166,595</b>
<b>Non-controlling interests</b>	<b>42,022</b>	<b>39,472</b>
<b>Net equity</b>	<b>220,499</b>	<b>206,067</b>
<b>Total liabilities and net equity</b>	<b>487,569</b>	<b>479,640</b>
<b>Income statement</b>	<b>2021</b>	<b>2020</b>
For the years ended December 31,	THUS\$	THUS\$
Gross profit	92,665	66,216
<b>Profit (loss) before taxes</b>	<b>15,471</b>	<b>1,018</b>
Income taxes	(3,723)	(2,640)
<b>Profit (loss) after taxes</b>	<b>11,748</b>	<b>(1,622)</b>
<b>Profit (loss)</b>	<b>11,748</b>	<b>(1,622)</b>
Profit (loss) attributable to owners of the parent company	9,537	(2,889)
Profit (loss) attributable to non-controlling interests	2,211	1,267
<b>Profit (loss)</b>	<b>11,748</b>	<b>(1,622)</b>

Statement of cash flow	2021	2020
For the years ended December 31,	THUS\$	THUS\$
Net cash flow from (used in) operating activities	14,377	38,616
Net cash flow from (used in) investing activities	(22,491)	(9,285)
Net cash flow from (used in) financing activities	3,236	(8,227)
<b>Net increase (decrease) in cash and cash equivalents</b>	<b>(4,879)</b>	<b>13,804</b>
Effect of exchange rate changes on cash and cash equivalents	219	(710)
<b>Cash and cash equivalents at beginning of period</b>	<b>17,778</b>	<b>4,684</b>
<b>Cash and cash equivalents at the end of period</b>	<b>13,119</b>	<b>17,778</b>

Statement of changes in equity	2021	2020
For the years ended December 31,	THUS\$	THUS\$
<b>Opening Balance</b>	<b>206,067</b>	<b>218,136</b>
Conversion reserves	(2,291)	(3,860)
Hedge Reserves	4,762	(6,117)
Defined benefit reserves	48	24
Other Reserves	(192)	(201)
Changes in retained earnings	9,555	(2,841)
Changes in non-controlling interests	2,550	926
<b>Total changes</b>	<b>14,432</b>	<b>(12,069)</b>
<b>Total equity</b>	<b>220,499</b>	<b>206,067</b>



**INVERSIONES ALXAR S.A.**

Balance sheet	2021	2020
At December 31	THUS\$	THUS\$
<b>Assets</b>		
Current assets	16,143	19,435
Non current assets	95,738	95,054
<b>Total assets</b>	<b>111,881</b>	<b>114,489</b>
<b>Liabilities</b>		
Current liabilities	117,095	117,543
Non current liabilities	861	791
<b>Total liabilities</b>	<b>117,956</b>	<b>118,334</b>
<b>Issued capital</b>		
Issued capital	72,458	72,458
Other reserves	(382)	(382)
Accumulated earnings (losses)	(78,189)	(75,960)
<b>Equity attributable to owners of the parent company</b>	<b>(6,113)</b>	<b>(3,884)</b>
<b>Non-controlling interests</b>	<b>38</b>	<b>39</b>
<b>Net equity</b>	<b>(6,075)</b>	<b>(3,845)</b>
<b>Total liabilities and net equity</b>	<b>111,881</b>	<b>114,489</b>
<b>Income statement</b>	<b>2021</b>	<b>2020</b>
For the years ended December 31,	THUS\$	THUS\$
Gross profit	0	0
<b>Profit (loss) before taxes</b>	<b>(2,710)</b>	<b>(3,874)</b>
Income taxes	883	547
<b>Profit (loss) after taxes</b>	<b>(1,827)</b>	<b>(3,327)</b>
<b>Profit (loss)</b>	<b>(1,827)</b>	<b>(3,327)</b>
Profit (loss) attributable to owners of the parent company	(1,826)	(3,330)
Profit (loss) attributable to non-controlling interests	(1)	3
<b>Profit (loss)</b>	<b>(1,827)</b>	<b>(3,327)</b>

Statement of cash flow	2021	2020
For the years ended December 31,	THUS\$	THUS\$
Net cash flow from (used in) operating activities	(4,578)	(4,444)
Net cash flow from (used in) investing activities	5,991	3,491
Net cash flow from (used in) financing activities	3,661	(1,123)
<b>Net increase (decrease) in cash and cash equivalents</b>	<b>5,074</b>	<b>(2,076)</b>
Effect of exchange rate changes on cash and cash equivalents	0	0
<b>Cash and cash equivalents at beginning of period</b>	<b>1,952</b>	<b>4,028</b>
<b>Cash and cash equivalents at the end of period</b>	<b>7,026</b>	<b>1,952</b>

Statement of changes in equity	2021	2020
For the years ended December 31,	THUS\$	THUS\$
<b>Opening Balance</b>	<b>(3,845)</b>	<b>(2,163)</b>
Increase due to changes in accounting policies and correction of errors	(403)	1,645
Hedge Reserves	0	0
Other reserves	0	0
Changes in retained earnings	(1,827)	(3,330)
Changes in non-controlling interests	0	3
<b>Total changes</b>	<b>(2,230)</b>	<b>(1,682)</b>
<b>Total equity</b>	<b>(6,075)</b>	<b>(3,845)</b>



## INVERSIONES NUEVA SERCOM LTDA.

Balance sheet	2021	2020
At December 31	THUS\$	THUS\$
Assets		
Current assets	741	828
Non current assets	56,872	53,109
<b>Assets</b>	<b>57,613</b>	<b>53,937</b>
Liabilities		
Current liabilities	87	93
Non current liabilities	0	0
<b>Total liabilities</b>	<b>87</b>	<b>93</b>
Equity		
Issued capital	88,951	88,951
Other reserves	13,813	13,072
Accumulated earnings (losses)	(45,238)	(48,179)
<b>Net equity</b>	<b>57,526</b>	<b>53,844</b>
<b>Total liabilities and net equity</b>	<b>57,613</b>	<b>53,937</b>

Income statement	2021	2020
For the years ended December 31,	THUS\$	THUS\$
Gross profit	0	0
<b>Profit (loss) before taxes</b>	<b>2,956</b>	<b>(904)</b>
Income taxes	(21)	(3)
<b>Profit (loss) after taxes</b>	<b>2,935</b>	<b>(907)</b>
<b>Profit (loss)</b>	<b>2,935</b>	<b>(907)</b>

Statement of cash flow	2021	2020
For the years ended December 31,	THUS\$	THUS\$
Net cash flow from (used in) operating activities	(6)	(9)
Net cash flow from (used in) investing activities	13	0
Net cash flow from (used in) financing activities	6	12
<b>Net increase (decrease) in cash and cash equivalents</b>	<b>13</b>	<b>3</b>
Effect of exchange rate changes on cash and cash equivalents	(3)	1
<b>Cash and cash equivalents at beginning of period</b>	<b>18</b>	<b>14</b>
<b>Cash and cash equivalents at the end of period</b>	<b>28</b>	<b>18</b>

Statement of changes in equity	2021	2020
For the years ended December 31,	THUS\$	THUS\$
<b>Opening Balance</b>	<b>53,844</b>	<b>57,725</b>
Conversion reserves	(730)	(1,168)
Defined benefit reserves	15	1
Hedge reserves	1,516	(1,771)
Other reserves	(60)	(835)
Changes in retained earnings	2,941	(108)
<b>Total changes</b>	<b>3,682</b>	<b>(3,881)</b>
<b>Total equity</b>	<b>57,526</b>	<b>53,844</b>



**INMOBILIARIA LAS SALINAS LTDA.**

Balance sheet	2021	2020
At December 31	THCH\$	THCH\$
<b>Assets</b>		
Current assets	13,696,102	11,376,059
Non current assets	76,809,802	74,811,672
<b>Total assets</b>	<b>90,505,904</b>	<b>86,187,731</b>
<b>Liabilities</b>		
Current liabilities	45,183,022	40,966,054
Non current liabilities	6,026,937	6,026,937
<b>Total liabilities</b>	<b>51,209,959</b>	<b>46,992,991</b>
<b>Equity</b>		
Issued capital	51,933,709	51,933,709
Other reserves	3,428,837	3,437,627
Accumulated earnings (losses)	(16,066,601)	(16,176,596)
<b>Net equity</b>	<b>39,295,945</b>	<b>39,194,740</b>
<b>Total liabilities and net equity</b>	<b>90,505,904</b>	<b>86,187,731</b>
<b>Income statement</b>	<b>2021</b>	<b>2020</b>
For the years ended December 31,	THCH\$	THCH\$
Gross profit	0	0
<b>Profit (loss) before taxes</b>	<b>(1,914,741)</b>	<b>(1,498,290)</b>
Income taxes	2,024,736	995,680
<b>Profit (loss) after taxes</b>	<b>109,995</b>	<b>(502,610)</b>
<b>Profit (loss)</b>	<b>109,995</b>	<b>(502,610)</b>

Statement of cash flow	2021	2020
For the years ended December 31,	THCH\$	THCH\$
Net cash flow from (used in) operating activities	(3,954,358)	(2,335,292)
Net cash flow from (used in) investing activities	0	0
Net cash flow from (used in) financing activities	3,934,505	2,413,710
<b>Net increase (decrease) in cash and cash equivalents</b>	<b>(19,853)</b>	<b>78,418</b>
Effect of exchange rate changes on cash and cash equivalents	179	(232)
<b>Cash and cash equivalents at beginning of period</b>	<b>150,236</b>	<b>72,050</b>
<b>Cash and cash equivalents at the end of period</b>	<b>130,562</b>	<b>150,236</b>

Statement of changes in equity	2021	2020
For the years ended December 31,	THCH\$	THCH\$
<b>Opening Balance</b>	<b>39,194,740</b>	<b>39,691,978</b>
Defined benefit reserves	(8,790)	5,372
Changes in retained earnings	109,995	(502,610)
<b>Total changes</b>	<b>101,205</b>	<b>(497,238)</b>
<b>Total equity</b>	<b>39,295,945</b>	<b>39,194,740</b>



**EC INVESTRADE INC.**

Balance sheet	2021	2020
At December 31	THUS\$	THUS\$
Assets		
Current assets	24	24
Non current assets	27	28
<b>Total assets</b>	<b>51</b>	<b>52</b>
Liabilities		
Current liabilities	43	43
Non current liabilities	0	0
<b>Total liabilities</b>	<b>43</b>	<b>43</b>
Equity		
Issued capital	40	40
Other reserves	14	16
Accumulated earnings (losses)	(46)	(47)
<b>Net equity</b>	<b>8</b>	<b>9</b>
<b>Total liabilities and net equity</b>	<b>51</b>	<b>52</b>
<b>Income statement</b>	<b>2021</b>	<b>2020</b>
For the years ended December 31,	THUS\$	THUS\$
Gross profit	0	0
<b>Profit (loss) before taxes</b>	<b>1</b>	<b>(1)</b>
Income taxes	0	0
<b>Profit (loss) after taxes</b>	<b>1</b>	<b>(1)</b>
<b>Gross profit</b>	<b>1</b>	<b>(1)</b>

Statement of cash flow	2021	2020
For the years ended December 31,	THUS\$	THUS\$
Net cash flow from (used in) operating activities	0	(1)
Net cash flow from (used in) investing activities	0	0
Net cash flow from (used in) financing activities	0	0
<b>Net increase (decrease) in cash and cash equivalents</b>	<b>0</b>	<b>(1)</b>
Effect of exchange rate changes on cash and cash equivalents	0	0
<b>Cash and cash equivalents at beginning of period</b>	<b>24</b>	<b>25</b>
<b>Cash and cash equivalents at the end of period</b>	<b>24</b>	<b>24</b>

Statement of changes in equity	2021	2020
For the years ended December 31,	THUS\$	THUS\$
<b>Opening Balance</b>	<b>9</b>	<b>10</b>
Conversion reserves	(3)	0
Other reserves	2	1
Changes in retained earnings	0	(2)
<b>Total changes</b>	<b>(1)</b>	<b>(1)</b>
<b>Opening Balance</b>	<b>8</b>	<b>9</b>



## ALXAR INTERNACIONAL SPA

Balance sheet	2021	2020
At December 31	THUS\$	THUS\$
<b>Assets</b>		
Current assets	69	111
Non current assets	630,711	436,275
<b>Total assets</b>	<b>630,780</b>	<b>436,386</b>
<b>Liabilities</b>		
Current liabilities	88,229	46,818
Non current liabilities	0	0
<b>Total liabilities</b>	<b>88,229</b>	<b>46,818</b>
<b>Equity</b>		
Issued capital	410,000	410,000
Other reserves	0	0
Accumulated earnings (losses)	132,551	(20,432)
<b>Net equity</b>	<b>542,551</b>	<b>389,568</b>
<b>Total liabilities and net equity</b>	<b>630,780</b>	<b>436,386</b>
<b>Income statement</b>	<b>2021</b>	<b>2020</b>
For the years ended December 31,	THUS\$	THUS\$
Gross profit	0	0
<b>Profit (loss) before taxes</b>	<b>149,282</b>	<b>(12,338)</b>
Income taxes	0	0
<b>Profit (loss) after taxes</b>	<b>149,282</b>	<b>(12,338)</b>
<b>Profit (loss)</b>	<b>149,282</b>	<b>(12,338)</b>

Statement of cash flow	2021	2020
For the years ended December 31,	THUS\$	THUS\$
Net cash flow from (used in) operating activities	(551)	(118)
Net cash flow from (used in) investing activities	(41,490)	(95,240)
Net cash flow from (used in) financing activities	42,000	95,362
<b>Net increase (decrease) in cash and cash equivalents</b>	<b>(41)</b>	<b>4</b>
Effect of exchange rate changes on cash and cash equivalents	0	0
<b>Cash and cash equivalents at beginning of period</b>	<b>110</b>	<b>106</b>
<b>Cash and cash equivalents at the end of period</b>	<b>69</b>	<b>110</b>

Statement of changes in equity	2021	2020
For the years ended December 31,	THUS\$	THUS\$
<b>Opening Balance</b>	<b>389,568</b>	<b>(9,755)</b>
Changes due to bug fixes	(3)	0
Issued capital	0	409,000
Changes in retained earnings	152,986	(9,677)
<b>Total changes</b>	<b>152,983</b>	<b>399,323</b>
<b>Total equity</b>	<b>542,551</b>	<b>389,568</b>





EMPRESAS COPEC



# **CONSOLIDATED FINANCIAL STATEMENTS**

As of December 31, 2021





INDEPENDENT AUDITOR'S REPORT  
(Free translation from the original in Spanish)

Santiago, March 4, 2022

To the Shareholders and Directors  
Empresas Copec S.A.

We have audited the accompanying consolidated financial statements of Empresas Copec S.A. and subsidiaries, which comprise the consolidated statements of financial position as of December 31, 2021 and 2020, the corresponding consolidated statements of income, consolidated comprehensive income, consolidated changes in equity and consolidated cash flows for the years the ended and the corresponding notes to the consolidated financial statements.

*Management's responsibility for the interim consolidated financial statements*

Management is responsible for the preparation and fair presentation of these consolidated financial statements in accordance with International Financial Reporting Standards (IFRS). This responsibility includes the design, implementation and maintenance of relevant internal controls for the preparation and fair presentation of consolidated financial statements that are free from material misstatement, whether due to fraud or error.

*Auditor's responsibility*

Our responsibility is to express an opinion on these consolidated financial statements based on our audits. We did not audit the financial statements of the subsidiary Copec S.A., whose financial statements reflect total assets representing 19.25% and 22.87%, of the consolidated total assets amounts as of December 31, 2021 and 2020. We also did not audit the financial statements of the indirect associate Cumbres Andinas S.A., investment accounted using the equity method, which includes assets and net income representing 2.44% and 8.10% in 2021 and 1.71% and 5.91% in 2020, respectively, of the consolidated totals as of December 31, 2021 and 2020 and for the years then ended. These financial statements were audited by other auditors whose reports have been furnished to us, and our opinion, insofar as it relates to the amounts included for these companies, is solely based on the reports of those auditors. We conducted our audit in accordance with generally accepted auditing standards in Chile. Those standards require that we plan and perform our work to obtain reasonable assurance that the consolidated financial statements are free of material misstatement.





Santiago, March 4, 2022  
Empresas Copec S.A.

2

An audit involves performing procedures to obtain audit evidence about the amounts and disclosures in the consolidated financial statements. The procedures selected depend on the auditor's judgment, including the assessment of the risks of material misstatement of the consolidated financial statements, whether due to fraud or error. In making those risk assessments, the auditor considers internal control relevant to the entity's preparation and fair presentation of the consolidated financial statements in order to design audit procedures that are appropriate in the circumstances, but not for the purpose of expressing an opinion on the effectiveness of the entity's internal control. Accordingly, we do not express such an opinion. An audit also includes evaluating the appropriateness of accounting policies used and the reasonableness of significant accounting estimates made by Management, as well as evaluating the overall presentation of the consolidated financial statements.

We believe that the audit evidence obtained is sufficient and appropriate to provide a basis for our opinion.

*Opinion*

In our opinion, based on our audits and the reports of other auditors, the consolidated financial statements referred to above present fairly, in all material aspects, the financial position of Empresas Copec S.A. and subsidiaries as of December 31, 2021 and 2020, and the results of its operations and cash flows for the years then ended, in accordance with International Financial Reporting Standards.

A handwritten signature in blue ink, appearing to be 'R. Arraño Toledo', with a long horizontal stroke extending to the left.

The PricewaterhouseCoopers logo, featuring the company name in a stylized, cursive font with a horizontal line underneath.

Digitally signed by Ricardo Rodrigo Arraño Toledo RUT: 9.854.788-6. The digital certificate is embedded in the electronic version of this document.



**Index to the consolidated financial statements of Empresas Copec S.A. and subsidiaries**

<b>Notes</b>	<b>Page</b>
<b>CONSOLIDATED STATEMENTS OF FINANCIAL POSITION.....</b>	<b>1</b>
<b>CONSOLIDATED STATEMENTS OF FINANCIAL POSITION.....</b>	<b>2</b>
<b>CONSOLIDATED STATEMENTS OF INCOME.....</b>	<b>3</b>
<b>CONSOLIDATED STATEMENTS OF COMPREHENSIVE INCOME .....</b>	<b>4</b>
<b>CONSOLIDATED STATEMENTS OF CHANGES IN EQUITY .....</b>	<b>6</b>
<b>CONSOLIDATED STATEMENTS OF CASH FLOW .....</b>	<b>8</b>
<b>NOTE 1. CORPORATE INFORMATION.....</b>	<b>10</b>
<b>NOTE 2. SUMMARY OF SIGNIFICANT ACCOUNTING POLICIES.....</b>	<b>12</b>
2.1 BASES OF PRESENTATION.....	12
2.2 BASIS OF CONSOLIDATION .....	14
2.3 FINANCIAL INFORMATION OF OPERATING SEGMENTS.....	18
2.4 TRANSACTIONS IN CURRENCIES OTHER THAN THE FUNCTIONAL CURRENCY .....	18
2.5 PROPERTY, PLANT AND EQUIPMENT .....	21
2.6 BIOLOGICAL ASSETS.....	22
2.7 INVESTMENT PROPERTY.....	22
2.8 INTANGIBLE ASSETS .....	22
2.9 INTEREST COSTS .....	25
2.10 IMPAIRMENT LOSSES FOR NON-FINANCIAL ASSETS .....	25
2.11 FINANCIAL INSTRUMENTS.....	25
2.12 INVENTORIES .....	29
2.13 CASH AND CASH EQUIVALENTS .....	30
2.14 SHARE CAPITAL .....	30
2.15 INCOME TAX AND DEFERRED TAX .....	30
2.16 EMPLOYEE BENEFITS .....	31
2.17 PROVISIONS .....	32
2.18 REVENUE RECOGNITION.....	32
2.19 LEASES .....	33
2.20 NON-CURRENT ASSETS HELD FOR SALE .....	34
2.21 DIVIDEND DISTRIBUTION .....	34
2.22 ENVIRONMENT.....	34
2.23 BUSINESS COMBINATIONS.....	35
2.24 LOYALTY PROGRAM.....	35
2.25 IMPAIRMENT .....	35
2.26 STATEMENT OF CASH FLOWS .....	36
2.27 EARNINGS PER SHARE .....	37
2.28 CLASSIFICATION OF CURRENT AND NON-CURRENT BALANCES .....	37



2.29	OFFSETTING BALANCES AND TRANSACTIONS .....	37
<b>NOTE 3. FINANCIAL INSTRUMENTS.....</b>		<b>38</b>
3.1	CASH AND CASH EQUIVALENTS .....	38
3.2	OTHER FINANCIAL ASSETS .....	38
3.3	TRADE AND OTHER RECEIVABLES .....	40
3.4	OTHER FINANCIAL LIABILITIES .....	43
3.5	OTHER FINANCIAL LIABILITIES AT FAIR VALUE THROUGH PROFIT AND LOSS .....	61
3.6	FAIR VALUE HIERARCHY .....	62
3.7	HEDGING FINANCIAL INSTRUMENTS.....	63
<b>NOTE 4. FINANCIAL RISK MANAGEMENT .....</b>		<b>65</b>
<b>NOTE 5. ESTIMATES, JUDGEMENTS AND ACCOUNTING CHANGES.....</b>		<b>84</b>
<b>NOTE 6. INVENTORIES .....</b>		<b>86</b>
<b>NOTE 7. BIOLOGICAL ASSETS .....</b>		<b>87</b>
<b>NOTE 8. CURRENT TAX ASSETS AND LIABILITIES.....</b>		<b>90</b>
<b>NOTE 9. OTHER NON FINANCIAL ASSETS.....</b>		<b>91</b>
<b>NOTE 10. ASSETS AND LIABILITIES HELD FOR SALE .....</b>		<b>92</b>
<b>NOTE 11. INTANGIBLE ASSETS.....</b>		<b>94</b>
<b>NOTE 12. GOODWILL .....</b>		<b>97</b>
<b>NOTE 13. PROPERTY, PLANT AND EQUIPMENT .....</b>		<b>99</b>
<b>NOTE 14. LEASES .....</b>		<b>102</b>
<b>NOTE 15. INVESTMENT PROPERTIES.....</b>		<b>106</b>
<b>NOTE 16. DEFERRED TAXES .....</b>		<b>106</b>
<b>NOTE 17. TRADE AND OTHER PAYABLES.....</b>		<b>110</b>
<b>NOTE 18. RELATED PARTY BALANCES AND TRANSACTIONS.....</b>		<b>111</b>
18.1	RELATED PARTY RECEIVABLES .....	112
18.2	RELATED PARTY PAYABLES .....	113
18.3	RELATED PARTY TRANSACTIONS .....	114
18.4	RELATED PARTY FUNDS TRANSFERS - SIGNIFICANT RESTRICTIONS.....	116
18.5	BOARD OF DIRECTORS AND SENIOR EXECUTIVES.....	116
<b>NOTE 19. PROVISIONS, CONTINGENT ASSETS AND CONTINGENT LIABILITIES.....</b>		<b>117</b>
<b>NOTE 20. EMPLOYEE BENEFIT OBLIGATIONS.....</b>		<b>135</b>
<b>NOTE 21. EQUITY METHOD INVESTMENTS IN AFFILIATES AND ASSOCIATES .....</b>		<b>136</b>
<b>NOTE 22. NATIONAL AND FOREIGN CURRENCY .....</b>		<b>142</b>
<b>NOTE 23. EQUITY .....</b>		<b>145</b>



<b>NOTE 24. OPERATING REVENUE .....</b>	<b>149</b>
<b>NOTE 25. EXPENDITURE BY FUNCTION:.....</b>	<b>150</b>
<b>NOTE 26. FINANCIAL INCOME AND COSTS .....</b>	<b>152</b>
<b>NOTE 27. EXCHANGE DIFFERENCES .....</b>	<b>152</b>
<b>NOTE 28. ASSET IMPAIRMENT .....</b>	<b>153</b>
<b>NOTE 29. ENVIRONMENT .....</b>	<b>155</b>
<b>NOTE 30. OPERATING SEGMENTS .....</b>	<b>159</b>
<b>NOTE 31. BORROWING COSTS .....</b>	<b>165</b>
<b>NOTE 32. SUBSEQUENT EVENTS.....</b>	<b>165</b>



#### ABBREVIATIONS

IFRS	International Financial Reporting Standards
IAS	International Accounting Standards
IFRIC	International Financial Reporting Interpretations Committee
US\$	United States dollars
ThUS\$	Thousands of United States dollars
MUS\$	Millions of US dollars
Ch\$	Chilean pesos
MCh\$	Millions of Chilean pesos
COP\$	Colombian pesos
ThCOP\$	Thousands of Colombian pesos
PS\$	Peruvian new sol
BR\$	Brazilian real
AR\$	Argentine peso
CN\$	Canadian dollar



## Consolidated Statements of Financial Position

	Note	12.31.2021 ThUS\$	12.31.2020 ThUS\$
<b>Assets</b>			
<b>Current assets</b>			
Cash and cash equivalents	3.1	1,667,603	2,146,581
Other financial assets, current	3.2a	185,644	193,670
Other non-financial assets, current	9	216,737	205,154
Trade and other receivables, current	3.3	2,107,477	1,550,633
Related party receivables, current	18.1	22,231	41,109
Inventories	6	1,953,649	1,608,652
Biological assets, current	7	329,586	302,710
Tax assets, current	8	351,390	374,166
<b>Total current assets other than assets or disposal groups held for sale or for distribution to owners</b>		<b>6,834,317</b>	<b>6,422,675</b>
Non-current assets or disposal groups held for sale	10	329,132	373,631
Non-current assets or disposal groups held for distribution to owners		0	0
<b>Non-current assets or disposal groups held for sale or for distribution to owners</b>		<b>329,132</b>	<b>373,631</b>
<b>Total current assets</b>		<b>7,163,449</b>	<b>6,796,306</b>
<b>Non-current assets</b>			
Other financial assets, non-current	3.2 b	237,236	125,251
Other non-financial assets, non-current	9	196,217	169,251
Trade receivables, non-current	3.3	23,772	26,670
Related party receivables, non-current	18.1	14,865	7,797
Equity method investments	21	1,218,585	1,070,409
Intangible assets other than goodwill	11	692,287	928,072
Goodwill	12	389,719	399,159
Property, plant and equipment	13	11,857,460	11,453,955
Right-of-use assets	14	663,202	758,498
Biological assets, non-current	7	3,008,897	3,296,117
Investment properties	15	31,631	29,632
Deferred tax assets	16a	115,528	113,324
<b>Total non-current assets</b>		<b>18,449,399</b>	<b>18,378,135</b>
<b>Total assets</b>		<b>25,612,848</b>	<b>25,174,441</b>

The attached notes 1 to 32 form an integral part of these consolidated financial statements.



## Consolidated Statements of Financial Position

	Note	12.31.2021 ThUS\$	12.31.2020 ThUS\$
<b>Equity and liabilities</b>			
<b>Liabilities</b>			
<b>Current liabilities</b>			
Other current financial liabilities	3.4	579,194	637,254
Lease liabilities, current	14	115,866	130,219
Trade and other payables, current	17	1,900,845	1,647,722
Related party payables, current	18.2	5,501	11,522
Other provisions, current	19	22,436	21,468
Tax liabilities, current	8	262,157	57,926
Employee benefits provisions, current	20	9,711	12,675
Other non-financial liabilities, current		310,280	130,117
<b>Total current liabilities other than liabilities included in asset disposal groups held for sale</b>		<b>3,205,990</b>	<b>2,648,903</b>
Liabilities included in asset disposal groups held for sale	10	162,647	192,622
<b>Total current liabilities</b>		<b>3,368,637</b>	<b>2,841,525</b>
<b>Non-current liabilities</b>			
Other financial liabilities, non-current	3.4	7,825,189	8,432,485
Lease liabilities, non-current	14	544,040	628,138
Payables, non-current		5,118	1,000
Related party payables, non-current	18.2	0	1,899
Other provisions, non-current	19	57,126	68,405
Deferred tax liabilities	16a	2,128,048	1,887,409
Employee benefit provisions, non-current	20	113,901	123,080
Other non-financial liabilities, non-current		109,130	130,030
<b>Total non-current liabilities</b>		<b>10,782,552</b>	<b>11,272,446</b>
<b>Total liabilities</b>		<b>14,151,189</b>	<b>14,113,971</b>
<b>Equity</b>			
Share capital	23	686,114	686,114
Retained earnings (accumulated losses)	23	12,201,751	11,423,726
Share premium		0	0
Treasury shares		0	0
Other equity interests		0	0
Other reserves	23	(1,887,371)	(1,530,068)
<b>Equity attributable to owners of the parent company</b>		<b>11,000,494</b>	<b>10,579,772</b>
Non-controlling interests	23	461,165	480,698
<b>Total equity</b>		<b>11,461,659</b>	<b>11,060,470</b>
<b>Total liabilities and equity</b>		<b>25,612,848</b>	<b>25,174,441</b>

The attached notes 1 to 32 form an integral part of these consolidated financial statements.



## Consolidated Statements of Income

	Note	12.31.2021 ThUS\$	12.31.2020 ThUS\$
<b>Net income</b>			
Operating revenue	24	24,786,614	18,059,214
Cost of sales	25	(20,090,908)	(15,237,934)
<b>Gross margin</b>		<b>4,695,706</b>	<b>2,821,280</b>
Distribution costs	25	(1,288,334)	(1,229,083)
Administrative expenses	25	(1,117,098)	(950,946)
<b>Net Operating Income</b>		<b>2,290,274</b>	<b>641,251</b>
Other income, by function	25	165,842	322,347
Other expenses, by function	25	(245,660)	(232,126)
Other gains (losses)	25	298,448	(4,114)
Financial income	26	54,608	47,974
Financial costs	26	(361,135)	(412,649)
Share of profits (losses) at associates and joint ventures accounted for using the equity method	21	219,196	(25,233)
Exchange differences	27	6,130	(26,152)
Gain (loss) on indexed assets and liabilities		(25,720)	(15,273)
Gain (loss) arising from the difference between the prior book value and the fair value of financial assets reclassified at fair value		0	0
<b>Net income (loss) before tax</b>		<b>2,401,983</b>	<b>296,025</b>
Income tax expense	16b	(553,141)	(90,039)
<b>Net income (loss) from continuing operations</b>		<b>1,848,842</b>	<b>205,986</b>
Profit (loss) from discontinued operations		0	0
<b>Net income (loss) for the year</b>		<b>1,848,842</b>	<b>205,986</b>
<b>Net income (loss) attributable</b>			
Net income (loss) attributable to owners of the parent company		1,780,950	190,653
Net Income (loss) attributable to non-controlling interests		67,892	15,333
<b>Net income (loss) for the period</b>		<b>1,848,842</b>	<b>205,986</b>
<b>Earnings (losses) per share</b>			
<b>Basic earnings per share</b>			
Basic earnings per share from continuing operations		1.370116	0.146673
Basic earnings per share from discontinued operations		0.000000	0.000000
<b>Basic earnings per share</b>		<b>1.370116</b>	<b>0.146673</b>
<b>Diluted earnings per share</b>			
Diluted earnings (losses) per share from continuing operations		0.000000	0.000000
Diluted earnings (losses) per share from discontinued operations		0.000000	0.000000
<b>Diluted earnings per share</b>		<b>0.000000</b>	<b>0.000000</b>

The attached notes 1 to 32 form an integral part of these consolidated financial statements.



## Consolidated Statements of Comprehensive Income

	12.31.2021 ThUS\$	12.31.2020 ThUS\$
<b>Statement of Comprehensive Income</b>		
<b>Net income (loss) for the period</b>	<b>1,848,842</b>	<b>205,986</b>
<b>Components of other comprehensive income that will not be reclassified to net income for the period, before taxes</b>		
Other comprehensive income from revaluation gains (losses), before taxes	0	0
Other comprehensive income from actuarial gains (losses) on defined-benefit pension plans, before taxes	283	2,859
Other comprehensive income from revaluation of defined-benefit pension plans, before taxes	0	0
Participation in other comprehensive income of associates and joint ventures accounted for using the equity method that will not be reclassified to net income for the period, before taxes	(1,479)	0
<b>Other comprehensive income that will not be reclassified to net income for the year, before taxes</b>	<b>(1,196)</b>	<b>2,859</b>
<b>Components of other comprehensive income that may be reclassified to net income</b>		
Gain (loss) from foreign currency translation adjustments, before taxes	(354,884)	(197,559)
Reclassification adjustments on foreign currency translation adjustments, before taxes	0	0
<b>Other comprehensive income from foreign currency translation adjustments, before taxes</b>	<b>(354,884)</b>	<b>(197,559)</b>
<b>Financial assets held for sale</b>		
Gain (loss) from revaluations of financial assets held-for-sale, before taxes	0	0
Reclassification adjustments on financial assets held-for-sale, before taxes	0	0
<b>Other comprehensive income, financial assets held-for-sale, before taxes</b>	<b>0</b>	<b>0</b>
<b>Cash flow hedges</b>		
Gain (loss) from cash flow hedges, before taxes	(46,913)	(11,407)
Reclassification adjustments on cash flow hedges, before taxes	(45,426)	(67,785)
Adjustments for amounts transferred to initial book values of hedged items	0	0
<b>Other comprehensive income from cash flow hedges, before taxes</b>	<b>(92,339)</b>	<b>(79,192)</b>
Other comprehensive income from gains (losses) on investments in equity instruments, before taxes	(1,856)	9,592
Other comprehensive income from revaluation gains (losses), before taxes	(71)	10
Other comprehensive income from actuarial gains (losses) on defined-benefit pension plans, before taxes	(1,513)	(984)
Participation in other comprehensive income of equity method associates and joint ventures	4,280	3,027
<b>Other comprehensive income, before taxes</b>	<b>(446,383)</b>	<b>(265,106)</b>
<b>Income tax relating to components of other comprehensive income that will not be reclassified to net income for the period</b>	<b>0</b>	<b>0</b>
<b>Income tax related to defined benefit pension plans in other comprehensive income</b>	<b>0</b>	<b>0</b>



	12.31.2021 ThUS\$	12.31.2020 ThUS\$
<b>Income tax related to components of other comprehensive income</b>		
Income tax related to foreign currency translation adjustments of other comprehensive income	0	0
Income tax related to investments in equity instruments of other comprehensive income	(696)	355
Income tax related to financial assets held-for-sale of other comprehensive income	0	0
Income tax related to cash flow hedges of other comprehensive income	23,640	14,588
Income tax related to changes in revaluation surpluses in other comprehensive income	0	0
Income tax related to defined benefit pension plans in other comprehensive income	865	330
Reclassification adjustments to income tax related to components of other comprehensive income	0	0
<b>Total income tax relating to components of other comprehensive income (loss)</b>	<b>23,809</b>	<b>15,273</b>
<b>Other comprehensive income (loss)</b>	<b>(423,770)</b>	<b>(246,974)</b>
<b>Total comprehensive income</b>	<b>1,425,072</b>	<b>(40,988)</b>

The attached notes 1 to 32 form an integral part of these consolidated financial statements.



## Consolidated Statements of Changes in Equity

CURRENT PERIOD - 12/2021 (ThUS\$)	Common shares		Legal and statutory reserves	Financial assets held for sale reserve	Foreign currency translation reserves	Defined benefit plan reserves	Hedge reserves	Other miscellaneous reserves	Total other reserves	Retained Earnings (Accumulated Losses)	Total Equity Attributable to Parent Company Shareholders	Non-controlling interests	Total equity
	Share capital	Share premium											
Opening balance current period 01-01-2021	686,114	0	3	218	(1,939,097)	(33,139)	(50,976)	492,923	(1,530,068)	11,423,726	10,579,772	480,698	11,060,470
Increase (decrease) due to changes in accounting policy	0	0	0	0	0	0	0	0	0	0	0	0	0
Increase (decrease) due to error corrections	0	0	0	0	0	0	0	0	0	0	0	0	0
Opening balance restated	686,114	0	3	218	(1,939,097)	(33,139)	(50,976)	492,923	(1,530,068)	11,423,726	10,579,772	480,698	11,060,470
Changes in equity													
Comprehensive income													
Net income	0	0	0	0	0	0	0	0	0	1,780,950	1,780,950	67,892	1,848,842
Other comprehensive income	0	0	0	0	(249,609)	(81,086)	(52,854)	(10,314)	(393,863)	0	(393,863)	(29,907)	(423,770)
Comprehensive income	0	0	0	0	(249,609)	(81,086)	(52,854)	(10,314)	(393,863)	1,780,950	1,387,087	37,985	1,425,072
Capital increase	0	0	0	0	0	0	0	0	0	0	0	0	0
Dividends	0	0	0	0	0	0	0	0	0	(926,969)	(926,969)	0	(926,969)
Increase (decrease) for other contributions by the owners	0	0	0	0	0	0	0	0	0	0	0	0	0
Decrease (increase) for other distributions to the owners	0	0	0	0	0	0	0	0	0	0	0	0	0
Increase (decrease) for transfers and other changes	0	0	0	0	1,171	0	0	35,389	36,560	(75,956)	(39,396)	(57,518)	(96,914)
Increase (decrease) for transactions with treasury shares	0	0	0	0	0	0	0	0	0	0	0	0	0
Increase (decrease) for changes in interests in subsidiaries that do not involve loss of control	0	0	0	0	0	0	0	0	0	0	0	0	0
Total changes in equity	0	0	0	0	(248,438)	(81,086)	(52,854)	25,075	(357,303)	778,025	420,722	(19,533)	401,189
Closing balance current period 12-31-2021	686,114	0	3	218	(2,187,535)	(114,225)	(103,830)	517,998	(1,887,371)	12,201,751	11,000,494	461,165	11,461,659

The attached notes 1 to 32 form an integral part of these consolidated financial statements.



PRIOR PERIOD - 12/2020 (ThUS\$)	Common shares		Legal and statutory reserves	Financial assets held for sale reserve	Foreign currency translation reserves	Defined benefit plan reserves	Hedge reserves	Other miscellaneous reserves	Total other reserves	Retained Earnings (Accumulated Losses)	Total Equity Attributable to Parent Company Shareholders	Non-controlling interests	Total equity
	Share capital	Share premium											
Opening balance prior period 01-01-2020	686,114	0	3	218	(1,759,090)	(34,666)	12,715	478,587	(1,302,233)	11,283,478	10,667,359	506,679	11,174,038
Increase (decrease) due to changes in accounting policy	0	0	0	0	0	0	0	0	0	0	0	0	0
Increase (decrease) due to error corrections	0	0	0	0	0	0	0	0	0	0	0	0	0
Opening balance restated	686,114	0	3	218	(1,759,090)	(34,666)	12,715	478,587	(1,302,233)	11,283,478	10,667,359	506,679	11,174,038
Changes in equity													
Comprehensive income													
Net income	0	0	0	0	0	0	0	0	0	190,653	190,653	15,333	205,986
Other comprehensive income	0	0	0	0	(180,007)	1,527	(63,691)	14,336	(227,835)	0	(227,835)	(19,139)	(246,974)
Comprehensive income	0	0	0	0	(180,007)	1,527	(63,691)	14,336	(227,835)	190,653	(37,182)	(3,806)	(40,988)
Capital increase	0	0	0	0	0	0	0	0	0	0	0	0	0
Dividends	0	0	0	0	0	0	0	0	0	(44,632)	(44,632)	0	(44,632)
Increase (decrease) for other contributions by the owners	0	0	0	0	0	0	0	0	0	0	0	0	0
Decrease (increase) for other distributions to the owners	0	0	0	0	0	0	0	0	0	0	0	0	0
Increase (decrease) for transfers and other changes	0	0	0	0	0	0	0	0	0	(5,773)	(5,773)	(22,175)	(27,948)
Increase (decrease) for transactions with treasury shares	0	0	0	0	0	0	0	0	0	0	0	0	0
Increase (decrease) for changes in interests in subsidiaries that do not involve loss of control	0	0	0	0	0	0	0	0	0	0	0	0	0
Total changes in equity	0	0	0	0	(180,007)	1,527	(63,691)	14,336	(227,835)	140,248	(87,587)	(25,981)	(113,568)
Closing balance prior period 12-31-2020	686,114	0	3	218	(1,939,097)	(33,139)	(50,976)	492,923	(1,530,068)	11,423,726	10,579,772	480,698	11,060,470

The attached notes 1 to 32 form an integral part of these consolidated financial statements.



## Consolidated Statements of Cash Flow

Note	12.31.2021 ThUS\$	12.31.2020 ThUS\$
<b>Statement of cash flow</b>		
<b>Cash flow from (used by) operating activities</b>		
Proceeds from operating activities		
Proceeds from selling goods and providing services	26,651,236	19,683,751
Proceeds from royalties, installments, commissions and other operating income	1	18
Proceeds from contracts for brokerage or trading	0	0
Proceeds from premiums and claims, annuities and other benefits arising on policies underwritten	4,130	671
Proceeds from leasing and subsequent sale of these assets	0	0
Other proceeds from operating activities	537,032	744,958
Payments		
Payments to suppliers for goods and services	(22,813,900)	(16,713,070)
Payments for brokering or trading contracts	0	0
Payments to and on behalf of employees	(1,142,263)	(1,061,308)
Payments for premiums and claims, annuities and other policy obligations	(15,657)	(13,776)
Payments for building or acquiring leased assets and subsequently sell them	(10,814)	0
Other payments for operating activities	(321,081)	(360,190)
Dividends paid	(796,582)	(93,388)
Dividends received	51,373	73,300
Interest paid	(385,238)	(391,831)
Interest received	39,005	29,789
Income taxes received (paid)	24,915	(19,513)
Other proceeds (payments)	4,407	11,130
<b>Net cash flow from (used by) operating activities</b>	<b>1,826,564</b>	<b>1,890,541</b>
<b>Cash flow from (used by) investing activities</b>		
Cash flows from the loss of control of subsidiaries or other businesses		
	171,602	3,500
Payments to obtain control of subsidiaries or other businesses	(3,027)	(9,344)
Payments to purchase non-controlling interests	(145,420)	(108,234)
Proceeds from the sale of equity or debt instruments of other entities	0	8,431
Other payments to acquire equity or debt instruments of other entities	0	459
Proceeds from sale of joint ventures	2,621	0
Payments to acquire interests in joint ventures	(7,759)	(15,376)
Loans to related companies	(1,891)	(9,450)
Proceeds from sales of property, plant and equipment	128,060	33,074
Acquisitions of property, plant and equipment	(1,661,864)	(1,764,536)
Proceeds from sales of intangible assets	0	5
Acquisitions of intangible assets	(31,204)	(55,309)
Proceeds from sales of other long-term assets	256,659	36,516
Acquisitions of other long-term assets	(218,918)	(207,491)
Proceeds from government subsidies	0	0
Cash advances and loans to third parties	16	(329)
Proceeds from the repayment of advances and loans granted to third parties	442	330
Payments related to futures, forward, options and swap contracts	10,879	0
Proceeds from futures, forward, options and swap contracts	0	10,264
Proceeds from related companies	11,250	10,000
Dividends received	0	0
Interest received	0	0
Income taxes received (paid)	0	0
Other proceeds (payments)	34,090	(64,603)
<b>Net cash flow from (used by) investing activities</b>	<b>(1,454,464)</b>	<b>(2,132,093)</b>



	12.31.2021 ThUS\$	12.31.2020 ThUS\$
<b>Cash flow from (used by) financing activities</b>		
Proceeds from share issues	0	0
Proceeds from issuing other equity instruments	0	0
Payments to acquire treasury shares	0	0
Payments for other equity interests	0	0
Proceeds from long-term loans	204,430	1,078,284
Proceeds from short-term loans	382,694	579,945
<b>Total proceeds from loans</b>	<b>587,124</b>	<b>1,658,229</b>
Loans from related companies	0	3,250
Loan repayments	(1,139,130)	(1,357,392)
Repayment of finance lease liabilities	(67,020)	(58,718)
Repayment of lease liabilities	(73,702)	(80,278)
Loan repayments to related companies	(1,988)	0
Proceeds from government subsidies	0	63
Dividends paid	0	0
Interest paid	0	0
Income taxes received (paid)	0	0
Other proceeds (payments)	(3,524)	(13,706)
<b>Net cash flow from (used by) financing activities</b>	<b>(698,240)</b>	<b>151,448</b>
<b>Increase (decrease) in cash &amp; cash equivalents before effect of exchange rate variations</b>	<b>(326,140)</b>	<b>(90,104)</b>
<b>Effect of exchange rate variations on cash and cash equivalents</b>		
Effect of exchange rate variances on cash and cash equivalents	(152,838)	21,798
Net increase (decrease) in cash and cash equivalents	(478,978)	(68,306)
Cash and cash equivalents at the start of the year	3.1 2,146,581	2,214,887
Cash and cash equivalents at the end of the year	3.1 1,667,603	2,146,581

The attached notes 1 to 32 form an integral part of these consolidated financial statements.



## NOTE 1. CORPORATE INFORMATION

Empresas Copec S.A. is a financial holding company that operates in a variety of business sectors through its subsidiaries and associates. Since its inception in 1934, the Parent Company has distributed liquid fuels. This business was transferred to a new subsidiary in October 2003.

Empresas Copec group currently has two large specialist areas, which are natural resources and energy. The natural resources area covers the Company's businesses in the forestry, fishing and mining industries. The energy area covers the Company's businesses in distributing liquid fuel, liquid petroleum gas and natural gas, as well as electricity generation. All of these sectors are strongly linked to the growth and development of the country.

The Company's main subsidiaries and associates include Celulosa Arauco y Constitución S.A.(Arauco), Copec S.A., Abastible S.A., Sociedad Nacional de Oleoductos S.A., Metrogas S.A., Corpesca S.A., Orizon S.A., Pesquera Iquique-Guanaye S.A., Inmobiliaria Las Salinas Limitada, Inversiones Alxar S.A. and Alxar Internacional SpA. The Group includes the subsidiaries Terpel and Nortessantandereana de Gas in Colombia, Mapco in the USA, Solgas in Peru, and Duragas in Ecuador through Copec S.A. and Abastible S.A, and the associate Tafisa in Spain/Portugal/Germany/South Africa through Arauco, and several other related international companies.

Empresas Copec S.A. is the group's Parent Company and is a publicly held corporation registered in the Securities Registry under No. 0028. The Company is regulated by the "Comisión para el Mercado Financiero" (Chilean Financial Markets Commission) (hereinafter the "CMF"). The Company's legal address is 150, El Golf, 17th floor, Las Condes, Santiago, Chile. Its Chilean identification number is 90,690,000-9.

Empresas Copec S.A. is controlled by Antarchile S.A., which holds 60.82% of the Company's shares. Antarchile S.A. is a publicly held corporation that is registered in the Securities Registry under No. 0342 and is regulated by the FMC.

The final controllers of Empresas Copec S.A. and AntarChile S.A. are Mr. Roberto Angelini Rossi and Ms. Patricia Angelini Rossi, who exercise control through Inversiones Angelini y Cía. Ltda., which owns 63.4015% of AntarChile S.A.

These consolidated financial statements were prepared on a going concern basis.

The consolidated financial statements as of December 31, 2021 were approved by the Board of Directors at its Ordinary Meeting 2,696 held on March 4, 2022, and their publication was approved on the same date. The financial statements of the subsidiaries were approved by their respective Management.

The consolidated financial statements as of December 31, 2020 were approved by the Board of Directors at its Extraordinary Meeting 2,679 held on March 05, 2021, and their publication was approved on the same date. The financial statements of the subsidiaries were approved by their respective Management.



## Capital Management

Capital management refers to managing the Company's equity. The purpose of the capital management policies of the Empresas Copec S.A. Group is:

- To safeguard the Company's normal operations and secure the long-term continuity of the business;
- To secure financing for new investments in order to maintain sustained growth;
- To maintain an appropriate capital structure, in accordance with economic cycles that affect the business and the nature of the industry;
- To maximize the Company's value, providing investors with an adequate return on their investment.

Empresas Copec S.A. has a financial policy that establishes guidelines on debt limits, types, currencies and terms.

Capital requirements are tailored to meet the Company's financing needs, while at the same time taking care to maintain appropriate liquidity levels and to comply with the financial covenants established in its loan contracts. The Company manages its capital structure based on prevailing economic conditions in order to mitigate risks from adverse market conditions and take advantage of any opportunities that may arise to improve its liquidity position.

The financial structure of Empresas Copec S.A. and its subsidiaries as of December 31, 2021 and December 31, 2020 is as follows:

	<b>12.31.2021</b>	<b>12.31.2020</b>
	<b>ThUS\$</b>	<b>ThUS\$</b>
Total equity	11,461,659	11,060,470
Bank loans	2,595,347	2,943,256
Lease liabilities	659,906	758,357
Bonds	5,489,829	6,031,618
<b>Total</b>	<b>20,206,741</b>	<b>20,793,701</b>



## NOTE 2. SUMMARY OF SIGNIFICANT ACCOUNTING POLICIES

These consolidated financial statements have been prepared in accordance with International Financial Reporting Standards issued by the International Accounting Standards Board (“IASB”), which have been adopted wholly, explicitly and without reserve.

These consolidated financial statements are presented in thousands of US dollars and have been prepared on the basis of the accounting records of Empresas Copec S.A., its subsidiaries and associates.

### 2.1 Bases of presentation

These consolidated financial statements for Empresas Copec S.A. and subsidiaries, include the consolidated statements of financial position as of December 31, 2021 and 2020, the corresponding consolidated statements of net income by function and comprehensive income for the years ended December 31, 2021 and 2020, and the consolidated statements of changes in equity and cash flow for the years ended December 31, 2021 and 2020.

During the preparation of the consolidated financial statements, certain accounting estimates have been used to quantify some assets, liabilities, income and expenses. In addition, Management is required to apply its judgment when applying the accounting policies of the Empresas Copec Group. The areas that involve a greater degree of judgment or complexity or in which the assumptions and estimates are significant for the consolidated financial statements are described in Note 5.

### New accounting pronouncements.

At the date these consolidated financial statements were issued, the following accounting pronouncements had been issued by the IASB, relating to new standards, interpretations and amendments. Those that are not yet mandatory as of the reporting date have not been adopted early:

### Recent accounting pronouncements

a) The following standards, interpretations and amendments are mandatory for the first time for financial periods beginning on January 1, 2021.

Standards and amendments	Contents	Application date
IFRS 9, IAS 39, IFRS 7, IFRS 4 and IFRS 16 Amendments	Reference interest rate reform  Addresses the problems that arise from reference interest rate reform, and from replacing one reference rate with another.	January 1, 2021
IFRS 16 Amendment	Lease concessions The practical case for IFRS 16 Leases is extended by one year, to assist lessees in accounting for lease concessions related to the COVID-19 pandemic.	January 1, 2021
IFRS 4 Amendment	Insurance contracts Deferral of IFRS 9, which defers the date of application of IFRS 17 until January 1, 2023 and changes the date for the temporary exemption in IFRS 4 applying to IFRS 9 until January 1, 2023.	January 1, 2021



Adopting the standards, amendments and interpretations described above does not have a significant impact on the consolidated financial statements.

b) Standards, interpretations and amendments issued, but not yet mandatory and which have not been adopted early.

Standards and amendments	Contents	Application Date
IFRS 3 Amendment	Business combinations Minor amendments to update the references to the Conceptual Framework for Financial Reporting, without changing the requirements for business combinations.	January 1, 2022
IAS 16 Amendment	Property, plant and equipment Prohibits companies from deducting the proceeds from the sale of items produced while the company is preparing an asset for its intended use from the cost of property, plant and equipment.	January 1, 2022
Annual Improvements to IFRS Standards Cycle 2018-2020	IFRS 9: Financial Instruments Clarifies the fees that should be included in the 10% test when derecognizing financial liabilities.  IFRS 16: Leases Amendment to example 13 to remove the illustration of the lessor's payments for lease improvements.  IFRS 1: First-time Adoption of International Financial Reporting Standards Allows entities that have valued their assets and liabilities at their book values in their parent company's accounts to also value cumulative translation differences using the amounts reported by the parent company.  IAS 41: Agriculture Elimination of the requirement for entities to exclude tax cash flows when measuring fair value under IAS 41.	January 1, 2022
IAS 37 Amendment	Provisions, contingent liabilities and contingent assets Clarifies the unavoidable costs that must be included when assessing whether an onerous contract will generate losses.	January 1, 2022
IAS 1 and IAS 8 Amendments	Presentation of Financial Statements and Accounting Policies Improve disclosures of accounting policies and to help financial statement users to distinguish between changes in accounting estimates and changes in accounting policies.	January 1, 2023
IFRS 17	Insurance contracts Replaces IFRS 4. Changes the accounting for all entities that issue insurance contracts and investment contracts	January 1, 2023
IAS 1 Amendment	Presentation of financial statements regarding the classification of liabilities. Clarifies that liabilities will be classified as current or non-current depending on the rights at the end of the reporting period.	January 1, 2024
IAS 12	Deferred taxes related to assets and liabilities arising from a single transaction These amendments require companies to recognize deferred taxes on the initial recognition of transactions that result in equal amounts of taxable and deductible temporary differences.	January 1, 2023
IFRS 10 and IAS 28 Amendment	"Consolidated Financial Statements" and "Investments in Associates and Joint Ventures" Addresses an inconsistency between the requirements of IFRS 10 and IAS 28 in the treatment of the sale or provision of goods between an investor and its associate or joint venture.	Undetermined

Empresas Copec S.A. and subsidiaries believe that adopting the standards, amendments and interpretations described above will not significantly affect its consolidated financial statements when they are first applied.



## 2.2 Basis of consolidation

### a) Subsidiaries

Subsidiaries are all companies (including special purpose vehicles) that expose the Group to, or give it the right to, variable returns arising from that investment, and the Group can affect such returns through its ability to direct the company's business. Subsidiaries are consolidated from the date on which control is transferred and are excluded from consolidation from the date that control ceases.

The Group uses the *acquisition method* to account for the acquisition of subsidiaries. Acquisition cost is the fair value of the assets, equity instruments and liabilities at the date of exchange. The identifiable assets, liabilities and contingencies assumed in a business combination are initially valued at fair value as of the acquisition date, regardless of the scope of minority interests. Goodwill is the excess of the consideration, plus any non-controlling interest in the acquiree, plus the fair value of any previously held interest in the acquiree, over the net value on the acquisition date of the acquired assets and liabilities. If the acquisition cost is less than the fair value of the net assets of the acquired subsidiary, the difference is recognized directly as a gain in income, as negative goodwill.

Intercompany transactions and balances and unrealized gains on transactions between entities are eliminated. Unrealized losses are also eliminated, unless that transaction provides evidence that the asset transferred is impaired. The accounting policies of subsidiaries are amended, when it is necessary to ensure that Group policies have been consistently applied.

These consolidated financial statements include the consolidated figures of Abastible S.A. and subsidiaries, Celulosa Arauco y Constitución S.A. and subsidiaries, Copec S.A. and subsidiaries, Inversiones Alxar S.A. and subsidiaries, EC Investrade Inc., Pesquera Iquique-Guanaye S.A. and subsidiaries, Inmobiliaria Las Salinas Ltda., Sociedad Nacional de Oleoductos S.A. (included in held-for-sale) Inversiones Nueva Sercom Ltda. and Alxar Internacional SpA.

The direct and indirect shareholdings as of December 31, 2021 and 2020 are detailed as follows:

Chilean ID number	Company	Ownership interest		
		Direct	Indirect	Total
91,806,000-6	ABASTIBLE S.A.	99.2023	0.0000	99.2023
93,458,000-1	CELULOSA ARAUCO Y CONSTITUCION S.A.	99.9999	0.0000	99.9999
99,520,000-7	COPEC S.A.	99.9996	0.0004	100.0000
76,320,907-5	INVERSIONES ALXAR S.A.*	99.9997	0.0003	100.0000
76,320,907-5	MINERA CAMINO NEVADO *	0.0000	0.0000	0.0000
91,123,000-3	PESQUERA IQUIQUE-GUANAYE S.A.	50.4243	31.8439	82.2682
88,840,700-6	INMOBILIARIA LAS SALINAS LTDA.	99.9740	0.0260	100.0000
81,095,400-0	SOCIEDAD NACIONAL DE OLEODUCTOS S.A.	0.0000	52.6857	52.6857
76,306,362-3	INVERSIONES NUEVA SERCOM LTDA.	99.9740	0.0260	100.0000
76,879,169-4	ALXAR INTERNACIONAL SpA	100.0000	0.0000	100.0000
Foreign	EC INVESTRADE INC.	100.0000	0.0000	100.0000

\* On June 24, 2021, Minera Camino Nevado Ltda. was terminated. As a result, Inversiones Alxar S.A. became a direct subsidiary.

The following companies indirectly form part of these consolidated financial statements as of December 31, 2021 and 2020, as a result of consolidating financial information for these subsidiaries:



Empresas Copec S.A. - Consolidated Financial Statements as of December 31, 2021

Chilean ID number	Company	Ownership interest			
		Direct	12.31.2021		12.31.2020
			Indirect	Total	
76,565,182-4	ABASTIBLE INTERNACIONAL SpA	0.0000	99.2023	99.2023	99.2023
79,927,130-3	ADM. CENTRAL DE ESTACIONES DE SERVICIOS LTDA.	0.0000	100.0000	100.0000	100.0000
79,689,550-0	ADM. DE ESTACIONES DE SERVICIOS SERCO LTDA.	0.0000	100.0000	100.0000	100.0000
77,614,700-1	ADM. DE SERVICIOS DE RETAIL LTDA.	0.0000	100.0000	100.0000	100.0000
79,927,140-0	ADM. DE SERVICIOS GENERALES LTDA.	0.0000	100.0000	100.0000	100.0000
77,215,640-5	ADM. DE VENTAS AL DETALLE LTDA.	0.0000	100.0000	100.0000	100.0000
96,547,510-9	ARAUCO BIOENERGIA S.A.	0.0000	99.9780	99.9780	99.9780
76,620,842-8	ARAUCO NUTRIENTES NATURALES SpA(1)	0.0000	0.0000	0.0000	99.9781
76,000,605-K	ARCO ALIMENTOS LTDA.	0.0000	100.0000	100.0000	100.0000
85,840,100-3	COMPAÑIA DE SERVICIOS INDUSTRIALES LTDA.	0.0000	100.0000	100.0000	100.0000
96,668,110-1	COMPAÑIA LATINOAMERICANA PETROLERA S.A.	0.0000	60.0000	60.0000	60.0000
96,623,630-2	COMPAÑIA MINERA CAN CAN S.A.(7)	0.0000	0.0000	0.0000	100.0000
76,188,354-2	COMPAÑIA MINERA LA MERCED S.A.	0.0000	0.0000	0.0000	100.0000
76,188,363-1	COMPAÑIA MINERA PASO SAN FRANCISCO S.A.	0.0000	0.0000	0.0000	100.0000
76,188,378-K	COMPAÑIA MINERA SIERRA NORTE S.A.	0.1000	99.9000	100.0000	100.0000
76,528,658-1	COMPLEMENTO FILIALES SpA	0.0000	100.0000	100.0000	100.0000
96,657,900-5	CONSORCIO PROTECCION FITOSANITARIA FORESTAL S.A.	0.0000	56.4650	56.4650	57.1039
77,107,835-4	COPEC VOLTEX SpA.	0.0000	100.0000	100.0000	100.0000
76,600,822-4	COPEC OVERSEAS SpA	0.0000	100.0000	100.0000	100.0000
96,942,120-8	COPEC AVIATION S.A. (FORMERLY AIR BP COPEC S.A.)	0.0000	100.0000	100.0000	100.0000
76,054,381-0	CULTIVOS PACHINGO S.A.	0.0000	68.6940	68.6940	0.0000
76,208,888-6	EIMDAC SpA.	0.0000	80.0000	80.0000	80.0000
76,068,320-5	ESTUDIOS Y DESARROLLOS DE GAS LTDA.	0.0000	99.2102	99.2102	99.2102
85,805,200-9	FORESTAL ARAUCO S.A.	0.0000	99.9781	99.9781	99.9781
93,838,000-7	FORESTAL CHOLGUAN S.A.	0.0000	98.5976	98.6100	98.5976
76,049,140-K	FORESTAL LOS LAGOS S.A.(2)	0.0000	0.0000	0.0000	79.9825
76,172,285-9	FLUX SOLAR ENERGÍAS RENOVABLES S.P.A	0.0000	80.0000	80.0000	80.0000
76,107,630-2	GAS LICUADO MOTOR LTDA.	0.0000	99.2120	99.2120	99.2120
76,349,706-2	HUALPEN GAS S.A.	0.0000	99.2023	99.2023	99.2023
96,563,550-5	INVERSIONES ARAUCO INTERNACIONAL LTDA.	0.0000	99.9780	99.9780	99.9780
79,990,550-7	INVESTIGACIONES FORESTALES BIOFOREST S.A.	0.0000	99.9781	99.9781	99.9781
96,510,970-6	MADERAS ARAUCO S.A.(FORMERLY PANELES ARAUCO S.A.)	0.0000	99.9590	99.9590	99.9780
76,268,260-5	MUELLE PESQUERO MARÍA ISABEL LTDA.	0.0000	82.2680	82.2680	82.2680
96,929,960-7	ORIZON S.A.	0.0000	68.6930	68.6930	68.6939
77,088,206-0	PRONTO BOX SPA	0.0000	100.0000	100.0000	100.0000
76,375,371-9	SERVICIOS AEREOS FORESTALES LTDA	0.0000	99.9780	99.9780	99.9780
96,637,330-K	SERVICIOS LOGISTICOS ARAUCO S.A.	0.0000	99.9780	99.9780	99.9780
78,953,900-6	SERVICIOS Y TRANSPORTES SETRACOM LTDA.	1.0000	98.2103	99.2103	99.2103
77,088,206-0	SOLUCIONES DE MOVILIDAD SpA.	0.0000	100.0000	100.0000	0.0000
79,904,920-1	TRANSPORTES DE COMBUSTIBLES CHILE LTDA.	0.0000	100.0000	100.0000	100.0000
79,874,200-0	VIA LIMPIA SpA.	0.0000	100.0000	100.0000	100.0000
-	AGENCIAMIENTO Y SERV. PROFESIONALES S.A.(4)	0.0000	0.0000	0.0000	99.9780
-	ARAUCO ARGENTINA S.A.	0.0000	99.9590	99.9590	99.9590
-	ARAUCO AUSTRALIA PTY LTD.	0.0000	99.9780	99.9780	99.9780
-	ARAUCO CANADA (FORMERLY FLAKEBOARD COMPANY LTD)	0.0000	99.9776	99.9776	99.9776
-	ARAUCO COLOMBIA S.A.	0.0000	99.9779	99.9779	99.9779
-	ARAUCO DO BRASIL S.A.	0.0000	99.9780	99.9780	99.9780
-	ARAUCO EUROPE COOPERATIEF U.A.	0.0000	99.9780	99.9780	99.9780
-	ARAUCO FLORESTAL ARAPOTI S.A.	0.0000	99.9780	99.9780	79.9824
-	ARAUCO FOREST BRASIL S.A.	0.0000	99.9780	99.9780	99.9780
-	ARAUCO QUÍMICA S.A. DE C.V.(5)	0.0000	0.0000	0.0000	99.9780
-	ARAUCO INDUSTRIA DE PAINES LTDA.	0.0000	99.9780	99.9780	99.9780
-	ARAUCO INDUSTRIA DE MEXICO S.A. DE C.V	0.0000	99.9779	99.9779	99.9779
-	ARAUCO MIDDLE EAST DMCC	0.0000	99.9780	99.9780	99.9776
-	ARAUCO NORTH AMERICA, INC.	0.0000	99.9777	99.9777	99.9777
-	ARAUCO PARTICIPACIONES FLORENTAIS LTDA.	0.0000	99.9780	99.9780	0.0000
-	ARAUCO PERU S.A.	0.0000	99.9780	99.9780	99.9780
-	ARAUCO SERVQUIMEX DE C.V (4)	0.0000	0.0000	0.0000	99.9780
-	ARAUCO WOOD CHINA COMPANY LIMITED.	0.0000	99.9780	99.9780	99.9780
-	ARAUCOMEX S.A. DE C.V.	0.0000	99.9780	99.9780	99.9780
-	ARAUCOMEX SERVICIOS S.A. DE C.V.	0.0000	99.9780	99.9780	99.9780
-	COPEC CANAL INC.	0.0000	100.0000	100.0000	100.0000
-	COPEC INC. S.A. (USA)	0.0000	100.0000	100.0000	100.0000
-	DURAGAS S.A.	0.0000	99.2023	99.2023	99.2023
-	EMPRENDIMIENTOS FLORESTAIS SANTA CRUZ LTDA.	0.0000	99.9774	99.9774	99.9774
-	GASAN DE COLOMBIA S.A. ESP.	0.0000	50.5145	50.5145	50.5145
-	LEASING FORESTAL S.A.	0.0000	99.9590	99.9590	99.9590
-	MADERAS ARAUCO COSTA RICA S.A.	0.0000	99.9780	99.9780	99.9780
-	MAHAL EMPRENDIMIENTOS E PARTICIPACIONES S.A.	0.0000	99.9780	99.9780	99.9780
-	MAPCO EXPRESS INC	0.0000	100.0000	100.0000	100.0000
-	NORTESANTANDEREANA DE GAS S.A. ESP	0.0000	50.5882	50.5882	50.5882
-	NOVO OESTE GESTAO DE ACTIVOS FLORESTAIS S.A.	0.0000	99.9780	99.9780	99.9780
-	ODD INDUSTRIES SpA	0.0000	86.5965	86.5965	86.5965
-	ORGANIZACIÓN TERPEL S.A.	0.0000	58.5100	58.5100	58.5100
-	ORIZON FOODS LLC.	0.0000	68.6930	68.6930	68.6939
-	PRIME - LINE, INC.(6)	0.0000	0.0000	0.0000	99.9777
-	SEMAPESA	0.0000	99.2003	99.2003	99.2003
-	SOLGAS AMAZONIA S.A.(3)	0.0000	0.0000	0.0000	99.1723
-	SOLGAS S.A.	0.0000	99.1720	99.1720	99.1720
-	TABLERED ARAUCOMEX S.A. DE C.V.(5)	0.0000	0.0000	0.0000	99.9780

(1) Company merged into the indirect subsidiary Forestal Arauco S.A.

(2) Interest sold in March 2021

(3) Company merged into the indirect subsidiary Solgas S.A.

(4) Company merged into the subsidiary Araucomex Servicios S.A. de C.V. in November 2021

(5) Company merged into the subsidiary Arauco Industria de México S.A. de C.V. in November 2021

(6) Company merged into Arauco North America Inc. subsidiary in December 2021

(7) Company sold in December 2021



The principal purchases and sales of shares, capital increases and decreases, mergers and divisions at indirect subsidiaries and associates as of the reporting date are as follows:

A) Energy Sector

Creation and acquisition of companies at the subsidiary Copec S.A.

- On December 20, 2021, Copec S.A. gained control of Dhemax Ingenieros SpA when it acquired 80% of the shares for ThUS\$ 731 (ThCh\$ 618,600). Its business is technological integration and development, and it focuses on technological solutions for energy and fleet management.

- On June 30, 2020, Copec S.A. and the indirect subsidiary Complemento Filiales SpA. gained control of Copec Aviation S.A. (formerly Air BP Copec S.A.) by acquiring all its shares held by a third party. This increased the Group's participation to 100% at a total cost of ThUS\$ 1,055. Its business is the wholesale or retail storage, supply, maintenance, transport, marketing and distribution of aviation fuels in general. Prior to this acquisition, the investment was treated as a joint venture.

- On May 8, 2020, Copec S.A. gained control of EMOAC SpA by acquiring an 80% interest for ThUS\$ 2,394. Its business is providing consultancy services, developing negotiation processes for supply contracts, undertaking market and investment research, creating opportunities and developing projects and technologies in the electricity business.

B) Forestry Sector

- On December 2, 2021, the indirect subsidiary Arauco Forest Brasil S.A. acquired from Stora Enso Amsterdam B.V. its 20% interest in Arauco Florestal Arapoti S.A., leaving the subsidiary Arauco with a 100% interest.

- On March 10, 2021, the subsidiary Arauco sold its total interest in Forestal Los Lagos SpA (formerly S.A.) for ThUS\$ 48,000 through its subsidiary Forestal Arauco S.A. This transaction generated a gain of ThUS\$ 20,381, which is presented in Other income in the statement of net income.

- In December 2020, the subsidiary Arauco's indirect subsidiary Maderas Arauco S.A. acquired 86.6155% of ODD Industries SpA, a pioneer in industrial artificial intelligence (IAI) for ethical purposes. The price for the shares acquired in this transaction was equivalent to ThUS\$ 6,773 as of June 30, 2021, from a total of ThUS\$ 8,531.

As of December 31, 2021, an impairment loss of ThUS\$ 6,110 was calculated on the high price paid for this investment. This was presented in the consolidated statement of net income in Other expenses by function.

- On May 19, 2020, a capital increase at the subsidiary Celulosa Arauco y Constitución S.A. was approved for up to US\$ 700 million, by issuing shares.



On September 24, 2020, a portion of this capital increase was subscribed and paid by the Company's shareholders, amounting to US\$ 250 million.

On April 30, 2021, another portion of this capital increase was subscribed and paid by the Company's shareholders, amounting to US\$ 200 million.

- On December 14, 2021, Empresas Copec S.A. acquired 26,346 shares of the subsidiary Celulosa Arauco y Constitución S.A., which belonged to non-controlling shareholders.

b) Non-controlling interests

The Group applies the policy of considering transactions with non-controlling interests as transactions with independent third parties. When non-controlling interests are acquired, the difference between the acquisition price and the corresponding interest in the book value of the subsidiary's net assets is recognized in equity. Gains or losses on the disposal of non-controlling shares, whilst control is retained, are recognized in equity.

When the Group ceases to have control or significant influence, any retained interest in the entity is valued at fair value through profit and loss. Fair value is the initial value when subsequently accounted for as an associate, joint venture or financial asset. The amounts previously recognized in other comprehensive income are reclassified to net income.

c) Joint ventures

As from January 1, 2013 the IASB issued IFRS 11 "Joint arrangements" that classifies joint agreements into two types, based on the rights and obligations of the parties to the agreement, the structure, the legal framework, the contractual terms and other events and circumstances: 1) Joint ventures, where the parties have control over the agreement and rights over the net assets of the jointly controlled entity, which is accounted for using the equity method; and 2) Joint operations, where the parties have control over the transactions, rights over the assets and liabilities that relate to the agreement, in which the joint operator must acknowledge its assets, liabilities and transactions, including its stake in those that it jointly operates.

d) Associates

Associates are entities over which the Parent Company exercises significant influence but does not have control. This is generally the result of an ownership interest of between 20% and 50% of the voting rights. Significant influence is the power to participate in the financial and operational policy decisions of the investee, but to control or jointly control it.

Investments in associates are accounted for using the *equity method* and they are initially recognized at cost. The book value of these investments is increased or decreased to recognize the corresponding share of net income for the period and comprehensive income. Investments in associates include purchased goodwill (net of any accumulated impairment loss).



The share of losses or gains subsequent to the acquisition of associates is recognized in income, and the share of other comprehensive income subsequent to the acquisition is recognized in other comprehensive income. When the Group's share of the losses of an associate is greater than or equal to its investment, including any unsecured accounts receivable, additional losses are not recognized, unless the Group has incurred legal obligations or made payments on behalf of the associate.

Unrealized gains on transactions between the Group and its associates are eliminated in proportion to the ownership interest in such associates. Unrealized losses are also eliminated, unless the transaction provides evidence of a loss due to the impairment of the transferred asset. The accounting policies of associates are amended when it is necessary to ensure that Group policies have been consistently adopted.

Investments in associates are described in Note 21.

### 2.3 Financial information of operating segments

IFRS 8 requires companies to adopt the "Management Approach" to disclose information about the results of their operating segments. In general, this is the information that Management uses internally to evaluate segment performance and to determine how to assign resources to segments. In this context Management means the Board of Directors.

A business segment is a group of assets and operations that supply products or services that are subject to risks and returns that differ from other business segments. A geographic segment provides products or services in a concrete financial environment that is subject to risks and returns that differ from other segments that operate in other financial environments.

The Group has chosen operating segments based on its main subsidiaries: Celulosa Arauco y Constitución S.A., Copec S.A., Abastible S.A., Sociedad Nacional de Oleoductos S.A. and Pesquera Iquique-Guanaye S.A.

Segment financial information is described in Note 30.

### 2.4 Transactions in currencies other than the functional currency

#### a) Functional currency and presentation currency

The entries included in the financial statements of each of the entities belonging to the Group are valued using the currency of the primary economic environment in which that entity operates ("functional currency"). The functional currencies of the Parent Company and the main subsidiaries and associates are presented in the table below:



	<b>Functional currency</b>
Empresas Copec S.A.	US dollar
Celulosa Arauco y Constitución S.A.	US dollar
Copec S.A.	Chilean peso
Abastible S.A.	Chilean peso
Pesquera Iquique- Guanaye S.A.	US dollar
Sociedad Nacional de Oleoductos S.A.	Chilean peso
Metrogas S.A.	Chilean peso
Aprovisionadora Global de Energía S.A.	US dollar
Inversiones Alxar S.A.	US dollar
Alxar Internacional SpA.	US dollar
Inmobiliaria Las Salinas Ltda.	Chilean peso

The consolidated financial statements are presented in US dollars, which is the functional currency of Empresas Copec S.A. The subsidiaries of the forestry and fishing sectors, whose functional currency is the US dollar, represent 67.0% of the Company's consolidated assets, 80.9% of its liabilities, 59.2% of its gross margin and 69.5% of its EBITDA as of December 31, 2021. These are predominantly export sectors, and consequently, the majority of their revenue is denominated in US dollars. Likewise, a significant portion of their costs are indexed to the US dollar, and their financial liabilities are also US dollar-denominated. Both sectors perform their accounting in US dollars.

b) Transactions and balances

Transactions in currencies other than the functional currency are converted to the functional currency using the exchange rates prevailing as of the dates of the transactions. Losses and gains in foreign currency that arise from the settlement of these transactions and the conversion of foreign-currency-denominated monetary assets and liabilities to the period-end exchange rates are recognized in income, except when they are deferred to net equity, as is the case with cash flow hedges and net investment hedges.

Changes in the fair value of monetary securities denominated in foreign currencies that are classified as held for sale are categorized as exchange differences resulting from changes in the amortized cost of the security or other changes in the book value of the security. Exchange differences are recognized in income for the period, and other changes in the book value are recognized in net equity.

Exchange differences for non-monetary items such as equity instruments at fair value through profit and loss are presented as part of the gain or loss in fair value. Exchange differences from non-cash items, such as equity instruments classified as financial assets held-for-sale, are included in equity, in the revaluation reserve.



## c) Group entities

The income and financial position of all of the entities belonging to Empresas Copec Group (none of which uses the currency of a hyperinflationary economy) that have a functional currency other than the presentation currency are converted to the presentation currency as follows:

- i. Assets and liabilities of each statement are converted at the exchange rates as of the reporting date;
- ii. The income and expenses of each account are converted at average exchange rates (unless the average is not a reasonable approximation of the cumulative effect of exchange rates as of the transaction dates, in which case the income and expenses are converted on the transaction dates); and
- iii. All resulting exchange differences are recognized in comprehensive income.

In consolidation, exchange differences arising from the conversion of a net investment in foreign entities, or from foreign-currency-denominated loans and other instruments designated as hedges for those investments, are recorded in net equity. When the investments are sold, the resulting exchange differences are recognized in income as part of the loss or gain on the sale.

Adjustments to goodwill and fair value that arise from the acquisition of a foreign entity, or an entity with a functional currency other than the US dollar, are treated as assets and liabilities belonging to the foreign entity and are converted at the exchange rate as of the reporting date.

## d) Translation basis

Assets and liabilities denominated in Chilean pesos, Unidades de Fomento or UF, which is an indexed Chilean peso currency, and other currencies have been converted in US dollars at the exchange rate as of the closing date of the consolidated financial statements, as follows:

<b>Exchange rates to the US dollar</b>	<b>12.31.2021</b>	<b>12.31.2020</b>
Chilean peso (CLP)	844.69	710.95
Argentine pesos (ARS)	102.69	84.02
Brazilian real (BRL)	5.69	5.18
Unidad de Fomento (UF)	0.027	0.024
Euro (€)	0.88	0.82
Colombian pesos (COP)	3,949.77	3,474.51
Peruvian nuevo sol (PEN)	3.97	3.62



## 2.5 Property, plant and equipment

Property, plant and equipment mainly includes forestry lands, production and storage plants, retail sales branches, service stations, offices and construction works in progress. These items are presented at historical cost less the corresponding depreciation.

Historical cost includes expenses that are directly attributable to the acquisition of the asset.

Subsequent costs are added to the initial value of the asset or they are recognized as a separate asset, only when it is likely that the future financial benefits associated with these components will flow to the Company and the cost of the component can be reliably determined. The value of the component that was substituted is written off for accounting purposes. Other repairs and maintenance are charged to income for the period in which they are incurred.

Depreciation is calculated using the *straight-line method*, including any impairment adjustments. The amount presented in the consolidated statement of financial position represents the cost less accumulated depreciation and any impairment losses.

The average estimated useful lives of the main asset categories are as follows:

	<b>Average Useful Life</b>
Buildings and construction	53
Plant and equipment	23
IT equipment	5
Fixtures and fittings	15
Motor vehicles	6
Other property, plant and equipment	20

The residual value and useful lives of assets are reviewed, and adjusted if necessary, at the end of each annual reporting period.

When the book value of an asset exceeds its estimated recoverable amount, the book value is immediately reduced to the recoverable amount.

Losses and gains on the sale of property, plant and equipment are calculated by comparing the proceeds obtained with the book value, and they are recorded in the statement of comprehensive income.

Costs can also include losses and gains on qualified foreign currency cash flow hedges on the purchase of property, plant and equipment.



## 2.6 Biological assets

IAS 41 requires biological assets to be presented in the statement of financial position at fair value. Standing plantations are recorded at fair value less the estimated costs at harvesting, considering that the fair value of these assets can be reliably measured.

The valuation of plantations is based on discounted cash flow models, which means that the fair value of biological assets is calculated using cash flows from continuing operations, that is, on the basis of sustainable forestry management plans considering the growth potential of these plantations. This valuation is performed on the basis of each stand identified and for each type of tree species.

New plantations during the year are valued at cost, which is equivalent to their fair value at that date. After 12 months, they are valued using the method explained in the preceding paragraph.

The plantations presented in current assets are plantations that will be harvested and sold in the short term.

Biological growth and changes in fair value are recognized in the consolidated income statement under Other income by function.

The valuation of biological assets is described in Note 7.

## 2.7 Investment property

Investment properties are held to earn a long-term return, and they are not occupied by the Group. Investment property is accounted for at historical cost.

Lands held under operating lease contracts are classified as and accounted for as real estate investments when they meet the remaining conditions for a real estate investment.

Real estate investments also include lands whose future use has not yet been determined as of the reporting date.

Investment property is initially recognized at cost, including transaction costs. Subsequently, investment property is valued at cost less accumulated depreciation and any accumulated impairment losses.

## 2.8 Intangible Assets

### a) Goodwill

Goodwill is the excess of the consideration, plus any non-controlling interest in the acquiree, plus the fair value of any previously held interest in the acquiree, over the net value on the acquisition date of the acquired assets and liabilities.



Goodwill that is recognized separately is tested for impairment on an annual basis or more frequently when events or circumstances indicate potential impairment, and is valued at cost less accumulated impairment losses. Gains and losses on the sale of an entity include the book value of goodwill related to the entity being sold.

Goodwill is assigned to Cash Generating Units (CGUs) in order to test for impairment losses. The assignment is made to the CGUs that are expected to benefit from the business combination that gave rise to the goodwill.

b) Patents and trademarks

Industrial patents are valued at historical cost. They have a finite useful life and are measured at cost less accumulated amortization. Amortization is calculated linearly over their expected useful lives.

Trademarks acquired through business combinations are measured at fair value at the date of acquisition. The fair value of an intangible asset reflects expectations about the likelihood that future economic benefits embodied in the asset will flow to the entity. The Company has determined that such intangible assets have indefinite useful lives and therefore are not subject to amortization. However, by the nature of these assets with indefinite useful lives, they are reviewed and tested for impairment annually and at any time when there is an indication that the asset may be impaired.

c) Concessions and other rights

Concessions and other rights are presented at historical cost. They have a finite useful life and are recorded at cost less accumulated amortization. Amortization is calculated using the straight-line method over the terms established in the contracts.

d) Fishing rights

Authorizations for fishing activities are presented at historical cost. There is no finite useful life for the use of such rights, and therefore they are not subject to amortization. The subsidiary tests intangible assets with indefinite useful lives for impairment on an annual basis and every time there is an indication that the intangible asset may be impaired. If detected, the Company adjusts their value with a charge to net income.

e) Water rights

Water rights acquired from third parties are presented at historical cost. There is no finite useful life for the use of these rights, and therefore they are not subject to amortization. The Company tests intangible assets with indefinite useful lives for impairment on an annual basis and every time there is an indication that the intangible asset may be impaired. If detected, the Company adjusts their value with a charge to net income.

f) Easements



Easement rights are presented at historical cost. There is no finite useful life for the use of these rights, and therefore they are not subject to amortization. The Company tests intangible assets with indefinite useful lives for impairment on an annual basis and every time there is an indication that the intangible asset may be impaired. If detected, the Company adjusts their value with a charge to net income.

g) Mining properties

Mining properties are presented at historical cost. There is no finite useful life for the use of these rights, and therefore they are not subject to amortization. The Company tests intangible assets with indefinite useful lives for impairment on an annual basis and every time there is an indication that the intangible asset may be impaired. If detected, the Company adjusts their value with a charge to net income.

h) IT programs

The costs of acquiring software licenses and preparing them to operate a specific program are capitalized. These costs are amortized over their estimated useful lives.

Expenses related to the development or maintenance of software programs are recognized as expenses when they are incurred. The costs directly related to the production of unique and identifiable software programs that are likely to generate financial benefits in excess of their costs for more than one year, are recognized as intangible assets. Direct costs include the expenses of the personnel that develop software programs, as well as an appropriate percentage of general expenses.

Development costs for IT programs recognized as assets are amortized over their estimated useful lives, which shall not exceed five years.

i) Research and development expenses

Research expenses are recognized as expenses when they are incurred. Costs incurred on development projects related to the design and testing of new or improved products are recorded as an intangible asset when the following requirements are met.

- It is technically feasible to fully produce the intangible asset, to the point where it can be used or sold.
- Management intends to complete the intangible asset, and to use or sell it.
- The Company can use or sell the intangible asset.
- The Company can demonstrate how the intangible asset is likely to generate financial benefits in the future.
- The Company has sufficient technical, financial or other resources, to complete development and to use or sell the intangible asset.
- The expenditure attributable to developing it can be reliably measured.

Other development expenses are recognized as expenses when they are incurred. Development costs previously recognized as expenses are not recognized as assets in a subsequent period. Development



projects with a finite useful life that have been capitalized are amortized using the straight-line method, from the date commercial production commences, over the period during which they are expected to generate benefits, which shall not exceed 10 years.

Development assets are tested for impairment losses annually, in accordance with IAS 36.

j) Customer portfolio

This is the long-term value of the relationships with its customers, as a result of sales of products and services by its sales team. These relationships will produce sales orders, which will generate revenue and cost of sales. Their useful lives of 15 years are based on the long-term business plan.

2.9 Interest costs

Interest costs incurred to construct any qualified asset are capitalized over the period required to complete and prepare the asset for its intended use. Other interest costs are recorded in the consolidated income statement by function.

2.10 Impairment losses for non-financial assets

Assets with an indefinite useful life are not amortized and they are tested for impairment losses annually. Assets that are amortized are tested for impairment losses when an event or change in circumstances indicates that the book value may not be recoverable. An impairment loss is recognized for the excess of the asset's book value over its recoverable amount. The recoverable amount is the greater of the fair value of an asset less its selling costs, or its value in use. In order to evaluate impairment losses, assets are grouped at the lowest level at which they separately generate identifiable cash flows (cash generating units).

Non-financial assets other than goodwill that have suffered impairment losses are reviewed as of each annual reporting date to see if the losses have been reversed.

2.11 Financial Instruments

IFRS 9 "Financial Instruments" came into effect on January 1, 2018, replacing IAS 39 "Financial Instruments: Recognition and Measurement". This standard amends the classifications of financial instruments, their impairment criteria and establishes new criteria for assigning hedging instruments.

2.11.1 Financial assets

Classification

The Group classifies its financial assets based on the applicable business model, and their contractual cash flows.



Financial assets are classified into the following categories: financial assets at fair value through profit and loss, financial assets at amortized cost, and financial assets at fair value through comprehensive income. This classification depends on the purpose for which the financial assets were acquired. Management determines the classification of financial assets at initial recognition and reviews this classification at each reporting date.

a) Financial assets at fair value through profit and loss

Financial assets at fair value through profit and loss are financial assets held for investment purposes. A financial asset is classified in this category if acquired principally to sell in the short term.

Derivatives are also classified as acquired for investment purposes, unless they are designated as hedges. Assets in this category are classified as current assets, and the liability position of these instruments is presented in the Consolidated Statement of Financial Position under "Other financial liabilities."

Acquisitions and disposals of financial assets are recognized as of the date on which the Company commits to the acquisition or sale of the asset.

These assets are initially recorded at cost and subsequently their value is updated on the basis of their fair value, with changes in value being recognized in net income.

b) Financial assets at amortized cost

A financial asset is measured at amortized cost when it meets the following two conditions:

- i. The asset uses a business model whose objective is to hold the assets in order to collect contractual cash flows.
- ii. The contractual terms of the financial asset give rise to cash flows on specified dates that are solely payments of principal, and interest on the principal outstanding.

Trade and other receivables are classified in this category and initially recorded at fair value (nominal value including implicit interest), and they are subsequently recorded at their amortized cost using the effective interest rate method, less any impairment losses. When the nominal value of the account receivable does not differ significantly from its fair value, the account is recognized at its nominal value.

Implicit interest must be disaggregated and recognized as financial income, to the extent that interest is being accrued.

c) Financial assets at fair value through comprehensive income

A financial asset is measured at fair value through comprehensive income when it meets the following two conditions:

- i. The financial asset uses a business model whose objective is to receive contractual cash flows and selling financial assets.



- ii. The contractual terms of the financial asset give rise to cash flows on specified dates that are solely payments of principal, and interest on the principal outstanding.

#### Recognition and measurement

Acquisitions and disposals of investments are recognized on the transaction date, or when the transaction is closed, which is the date when the Company commits to acquire or sell the asset. Investments are initially recognized at fair value plus the transaction costs for all financial assets not recorded at fair value through profit and loss. Financial assets at fair value through profit and loss are initially recognized at fair value, and their transaction costs are expensed.

Investments are written off for accounting purposes when the rights to receive cash flows from the investments have expired and/or been transferred and/or all of the risks and rewards of ownership have been substantially transferred. Financial assets held for sale and financial assets that are booked at fair value with changes taken to net income are recorded later at their fair value. Loans and receivables are accounted for at their amortized cost, in accordance with the effective interest method.

The fair value of investments in publicly traded securities is based on current purchase prices. If the market for a financial asset is not liquid (and for securities that are not publicly traded), fair value is determined using valuation techniques that include the use of recent arm's length transactions between knowledgeable, willing parties and that involve other instruments that are substantially the same; the analysis of discounted cash flows; and options price-setting models. In these cases market-based inputs are used to the greatest extent possible, whereas inputs specific to the entity are relied on as little as possible. In the event that none of the abovementioned techniques can be used to determine the fair value, the investments are recorded at acquisition cost net of any applicable impairment losses.

As of each reporting date, an evaluation is performed to determine whether there is objective evidence that a financial asset or group of financial assets may have been impaired. In order to determine whether capital securities classified as held for sale are impaired, the Company must determine whether there has been a significant or prolonged decrease in the fair value of the securities to below cost. If there is any such evidence for financial assets held for sale, the cumulative loss defined as the difference between the acquisition cost and the current fair value, less any impairment loss previously recognized in gains or losses, is removed from equity and is recognized in net income. Impairment losses recognized in income for equity instruments are not reversed through the consolidated statement of net income.

#### Impairment

The Group performs a risk analysis based on the historical portfolio collection experience, which is adjusted for macroeconomic variables in order to obtain sufficient information to estimate and thus determine whether or not there is an impairment loss on the portfolio.

Therefore, the debtors impairment provision is based on expected losses.



## 2.11.2 Financial liabilities

Financial liabilities are measured at amortized cost, except when they are measured at fair value through profit and loss or other specific cases. The Group has two classifications for financial liabilities.

### Trade and other payables

Trade payables are initially recognized at fair value and subsequently at their amortized cost using the effective interest method. When the nominal value of the account payable does not differ significantly from its fair value, the account is recognized at its nominal value.

### Other financial liabilities valued at amortized cost

Obligations to banks and financial institutions are initially recognized at fair value, net of any costs incurred in the transaction. Subsequently, third-party resources are valued according to their amortized cost; any difference between the proceeds (net of any necessary costs) and the reimbursement value is recognized in the consolidated statement of income during the term of the debt, in accordance with the effective interest method. The effective interest method involves applying the referential market rate for debts with similar characteristics to the debt (net of any costs to obtain it).

Third-party resources are classified as current liabilities unless the Group has an unconditional right to defer settlement for at least 12 months after the reporting date.

## 2.11.3 Derivative financial instruments and hedges

Derivative financial instruments are initially recognized at fair value as of the date on which the derivative contract was executed, and they are subsequently revalued at fair value. Derivatives are designated as:

- a) Fair value hedges for recognized liabilities (fair value hedge);
- b) Hedges for a specific risk associated with a recognized liability or a highly probable forecast transaction (cash flow hedge); or
- c) Hedges for a net investment in a foreign operation (net investment hedge).

The relationship between the hedging instruments and the hedged entries are documented at the beginning of the transaction, along with the risk management objectives and the strategy to manage several hedging transactions. The initially and ongoing evaluation of whether the derivatives used in hedging transactions are highly effective at offsetting changes in fair value or the cash flows of the hedged entries is also documented.

The total fair value of the hedging derivatives is classified as a non-current asset or liability if the remaining term of the hedged entry is greater than 12 months, and as a current asset or liability if the remaining term of the hedged entry is less than 12 months. Traded derivatives are classified as current assets or liabilities.



The effective portion of changes in the fair value of cash flow hedges are recognized in the Statement of Other Comprehensive Income. The gain or loss related to the ineffective portion is immediately recognized in the statement of net income under other operating income or other expenses respectively.

When a hedging instrument expires or is sold, or when it ceases to fulfill the criteria to be recognized using the accounting treatment for hedges, any accumulated gain or loss in equity as of that date remains in equity and is recognized when the forecast transaction affects the statement of income. When the forecast transaction is no longer expected to take place, the accumulated gain or loss in equity is immediately transferred to the statement of income.

## 2.12 Inventories

Inventories are valued at the lower of cost or net realizable value. Copec S.A. calculates cost using the FIFO (first in first out) method for fuels, and the weighted average price method for lubricants and other products. The cost of inventories in Organización Terpel S.A. and subsidiaries is calculated using the weighted average price method.

The cost of finished products and of products in progress at other companies includes the costs of design, raw materials, direct labor, other direct costs and general manufacturing expenses, but does not include interest costs.

The initial costs of harvested timber at the subsidiary Celulosa Arauco y Constitución S.A. are based on fair value less the selling costs following harvesting.

Biological assets are transferred to inventory as forests are harvested.

Net realizable value is the estimated sales price in the normal course of business, less any costs to complete production, less any applicable variable sales costs.

As of the date of these consolidated financial statements, there is no inventory pledged as collateral.

When the manufacturing costs of a product exceed its net realizable value as a result of market conditions, a provision is recorded for the difference. Such a provision also considers amounts related to obsolescence from low turnover and technical obsolescence.

Minor spare parts to be consumed in a 12 month period are shown under inventories and are recorded in expenses in the period in which they are consumed.



## 2.13 Cash and cash equivalents

Cash and cash equivalents include cash in bank accounts, term deposits at financial institutions, mutual funds and other highly liquid short-term investments with an original term of three months or less, that are not likely to suffer changes in value.

## 2.14 Share capital

Share capital is 1,299,853,848 single-series ordinary shares (see Note 23).

Incremental costs directly attributable to the issuance of new shares are presented in net equity as a deduction, net of taxes, from the proceeds obtained.

The Parent Company's dividend policy is to distribute 40%<sup>1</sup> of annual net distributable income, as defined in Note 23. This policy is set each year by the Board and reported to the Shareholders' Meeting.

Dividends on ordinary shares are recognized as a decrease in accumulated reserves as the benefit to shareholders accrues.

The item "Other reserves" in equity mainly consists of translation adjustment reserves and hedge reserves. Empresas Copec S.A. does not have any restrictions associated with these reserves.

The translation reserve consists of the foreign currency translation differences of Empresas Copec Group subsidiaries that use a functional currency other than the US dollar.

Hedge reserves are the effective portion of the gain or loss on hedge contracts as of the date of these consolidated financial statements.

## 2.15 Income tax and deferred tax

### a) Income tax

The income tax expense for the year is calculated on income before taxes, which is increased or decreased, as appropriate, for the permanent and temporary differences provided by tax legislation when calculating taxable income.

### b) Deferred tax

Deferred taxes are calculated in accordance with IAS 12 using the liability method, over temporary differences that arise between the tax value of assets and liabilities and their book value in the consolidated financial

---

<sup>1</sup> Resolution of the Board of Directors' meeting held on September 30, 2021.



statements. Deferred taxes are determined using the approved tax rates or almost approved as of the reporting date and that are expected to apply when the corresponding deferred tax asset is realized or the deferred tax liability is settled.

Deferred tax assets are recognized to the extent that it is likely that there will be future tax benefits available to use the temporary differences.

Deferred taxes are recognized over differences that arise in investments in subsidiaries and associates, except in those cases where the date on which temporary differences are reversed can be controlled by the Group and it is likely that such differences will not be reversed in the foreseeable future.

The Company reviews its deferred tax assets and liabilities at each reporting date, in order to determine whether they remain current and make any necessary corrections based on the results of this analysis.

Deferred taxes as of December 31, 2021 and 2020 have been calculated using the tax rate applicable in Chile when the temporary differences reverse, being 27%.

## 2.16 Employee benefits

### a) Staff vacations

The Group recognizes the expense for staff vacations using the *accrual method*, and the expense is recorded at its nominal value.

Certain subsidiaries recognize a vacation bonus expense, where there is a contractual obligation to general staff, and this obligation is a fixed amount, in accordance with employment contracts. This vacation bonus is recorded as an expense when the employee uses his or her vacation time, and it is recorded at nominal value.

### b) Production bonuses

The Group recognizes a provision when it is contractually obligated to do so or when past practice has created an implicit obligation and it is possible to reliably estimate the obligation. This bonus is recorded at its nominal value.

### c) Staff severance indemnities

The liability recognized in the statement of financial position is the present value of the obligation for defined benefits as of the reporting date. Such value is calculated annually by independent actuaries, and it is determined by discounting the estimated future outflows of cash at interest rates on instruments denominated in the currency in which such benefits will be paid and with terms similar to those of the corresponding obligations.



Losses and gains that arise from experience and from changes in the actuarial assumptions are charged or credited to income for the period in which they occur.

Costs for past services are immediately recognized in the statement of income.

#### 2.17 Provisions

Provisions are recognized when a legal or implicit obligation arises as a result of past events, where a reliably estimated payment is likely to settle the obligation. The amount is the best possible estimate at each reporting date.

Provisions are valued at the present value of the expected disbursements to settle the obligation using the best estimate available. The discount rate utilized to determine the present value reflects current market estimates of the time value of money as of the reporting date, and any specific risk related to the obligation.

#### 2.18 Revenue recognition

Revenue is recorded at the fair value of the consideration received or receivable derived from that revenue. The Group analyzes all the relevant events and circumstances when applying each step of the IFRS 15 model to contracts with its customers: (i) contract identification, (ii) performance obligations identification, (iii) the transaction price, (iv) price assignment, and (v) revenue recognition. The Company also assesses the incremental costs of agreeing a contract and costs directly related to complying with a contract. The Group recognizes revenue when the steps set out in the IFRS have been successfully completed.

##### a) Revenue recognition from the sale of goods

Revenue from the sale of goods is recognized when an entity has transferred to the buyer control over those goods, when the revenue can be reliably quantified, when the Company cannot influence the management of those goods, when it is likely that the financial benefits of the transaction will be received by the Group and when the transaction costs can be reliably measured.

Revenue from sales are recognized based on the price established in the sales contract, net of volume discounts as of the date of the sale. There is no significant financing component, as sales have a short average payment term, which is in line with market practice.

##### b) Revenue recognition from providing services

Revenue from providing services is recognized when the performance obligation has been satisfied.

Revenue is accounted for considering the degree of completion of the service at the closing date, when the Company has an enforceable right to payment for the services provided.



## 2.19 Leases

Empresas Copec S.A. and its subsidiaries apply IFRS 16 to recognize leases in a manner consistent with contracts with similar characteristics and similar circumstances.

The Group's subsidiaries assess whether the contract contains a lease when the contract begins. A contract contains a lease if transfers the right to control an asset over a period of time, in exchange for a fee.

When the lease is initially recognized, the lessee recognizes the right to use an asset at cost.

The cost of the right to use an asset comprises:

- The initial measurement of the lease liability. This measurement is the present value of unpaid lease payments as of that date. Lease payments are discounted using the incremental interest rate for financial loans.
- Lease payments on or before the initial date, less any lease incentives received.
- Initial direct costs incurred by the lessee.
- An estimate of the lessee's costs to dismantle and eliminate the underlying asset, restore its location or restore the underlying asset to the condition required by the terms and conditions of the lease, unless such costs are incurred to produce inventory. The lessee incurs obligations as a result of these costs either at the initial date or as a result of having used the underlying asset during a specific period.

After the initial date, the lessee recognizes its right-of-use assets using the cost model, less accumulated depreciation, accumulated impairment losses and adjusted for any amended measurement of the leasing liability.

On the initial date, the lessee measures the leasing liability as the present value of the unpaid lease payments as of that date. Lease payments are discounted using the incremental interest rate for financial loans.

After the initial date, the lessee recognizes the leasing liability by increasing its book value to reflect any interest on leasing liabilities, reducing its book value to reflect any lease payments, changing its book value to reflect any new measurements and any essentially fixed lease payments that have been reviewed.

The Group presents its right-of-use assets and lease liabilities in the consolidated statement of financial position as described in Note 14.

Operating lease income where the Group is the lessor is recognized on a straight-line basis over the term of the lease. Any initial direct costs are added to the book value of the underlying asset and are recognized as an expense over the life of the lease on the same basis as the lease income. The respective leased assets are included in the statement of financial position in property, plant and equipment. The Group did not adjust the assets it owns as a lessor as a result of adopting IFRS 16.

When the assets are leased under a finance lease, the present value of the lease payments is recognized as a financial receivable. The difference between the gross amount receivable and the present value of the lease is recognized as a financial return on capital.



Empresas Copec S.A. and subsidiaries evaluate the financial basis of contracts that grant the a right to use specific assets, to determine whether these are implicit leases. If so, the Group separates payments and receipts relating to the lease from those relating to other items in the contract, on the basis of their relative fair values at the beginning of the contract.

#### 2.20 Non-current assets held for sale

The Group classifies as non-current assets held for sale any property, plant and equipment, intangible assets, investments in associates and groups subject to divestment (groups of assets to be disposed of together with their directly associated liabilities), which are in the process of being sold and this outcome is considered highly probable at the reporting date.

These assets or groups subject to divestment are valued at the lower of their book value or estimated sale value less selling costs, and are no longer amortized from the time they are classified as non-current assets held for sale.

#### 2.21 Dividend distribution

The distribution of dividends to the Company's shareholders is recognized as a liability in the consolidated financial statements to the extent that the benefit is accrued, in accordance with the Company's dividend policy.

Article 79 of Chilean Corporate Law establishes that listed corporations should distribute an annual cash dividend to their shareholders, in proportion to their shares or the proportion established in the company's statutes if it has preference shares, of at least 30% of net income for each period, except when accumulated losses from prior years must be absorbed, and unless unanimously agreed otherwise by shareholders of all issued shares.

The Company's current dividend policy is to distribute to shareholders 40% of annual net distributable income as dividends, as defined in Note 23.

During the last quarter of each year the Board shall decide whether to distribute an interim dividend. Such interim dividend is paid in December to the extent that the year-end results are expected to be positive and that the Company's available cash flow allows for such a distribution.

#### 2.22 Environment

Disbursements relating to improvements and investments in production processes that improve environmental conditions are recorded as expenses for the period in which they are incurred. When such disbursements are part of capital projects, they are added to property, plant and equipment (see Note 29).

The group has established the following types of disbursements for environmental protection projects:



- a) Disbursements relating to improvements and investments in production processes that improve environmental conditions.
- b) Disbursements relating to verification and control of regulations and laws covering industrial processes and facilities.
- c) Other disbursements that affect the environment.

#### 2.23 Business combinations

Business combinations are accounted for using the *acquisition method*. This involves recognizing identifiable assets (including intangible assets that have not been recognized previously) and liabilities (including contingent liabilities and excluding future restructuring) of the acquired business at fair value.

Goodwill acquired on a business combination is initially valued at cost, which is the excess of the consideration, plus any non-controlling interest in the acquiree, plus the fair value of any previously held interest in the acquiree, over the net value on the acquisition date of the acquired assets and liabilities. After initial recognition, purchased goodwill is measured at cost less any accumulated impairment losses. For the purpose of impairment tests, purchased goodwill acquired in a business combination is assigned from the date of acquisition to each cash generating unit or group of cash generating units that are expected to benefit from the synergies of the combination, regardless of whether other Group assets or liabilities are assigned to those units or groups of units.

If the acquisition cost is less than the fair value of the net assets of the acquired subsidiary, the difference is directly recognized in income and immediately recognized under "Other gains (losses)."

Transaction costs are treated as expenses at the time they are incurred. When business combinations are carried out in stages, the fair value of the acquired company is measured at each stage and the effects of changes in the share of net income are recognized in the period in which they occur.

#### 2.24 Loyalty program

The indirect subsidiary Mapco Express Inc. has a customer loyalty program, where customers can accumulate points that are subsequently redeemed against products offered by the same company. Therefore, the Company values a deferred income liability based on the outstanding accumulated points at the reporting date, together with an estimate of the points that are not likely to be redeemed ("breakage").

#### 2.25 Impairment

##### Non-financial assets

The recoverable amount of property, plant and equipment and other long-term assets with finite useful lives are measured whenever there is an indication that the value of an asset might be impaired. Factors that could indicate a decline in the market value of an asset include: significant changes in the technological environment, the asset



becomes obsolete, the asset is physically damaged, the use or expected use of the asset changes with the possibility that the asset falls into disuse, and other factors. The Company evaluates whether there is any such evidence at each reporting date.

A previously recognized impairment loss can be reversed if there has been a change in the estimated recoverable amount. However, the reversal cannot be greater than the amount recognized in previous years.

Assets are grouped at the lowest level at which they separately generate identifiable cash flows for each cash generating unit, in order to evaluate impairment losses. Non-financial assets other than goodwill that have been impaired are reviewed at every reporting date to identify whether any reversals have occurred.

"Cash-generating units" are the smallest identifiable group of assets whose continued use generates cash inflows that are largely independent of those generated by other assets or groups of assets.

#### Goodwill

Goodwill and intangible assets with indefinite useful lives are tested annually or when circumstances so indicate. The recoverable value of an intangible asset is estimated as the higher of the asset's net selling price and its value in use. An impairment loss is recognized when the book value exceeds the recoverable value.

A cash generating unit to which goodwill has been allocated is tested for impairment every year, or more often if there is any indication that the unit may be impaired. If the recoverable value of the cash generating unit is less than its book value, the impairment loss is first allocated to reduce the book value of any goodwill allocated to the unit and then is proportionally allocated to other assets within the unit based on the book value of each asset. Any impairment loss for goodwill is recognized directly in the statement of income. Impairment losses recognized for goodwill are not reversed in subsequent periods.

Goodwill is assigned to cash-generating units for the purpose of impairment testing. It is distributed between those cash-generating units or groups of cash-generating units that are expected to benefit from the business merger that generated the goodwill.

#### 2.26 Statement of cash flows

The statement of cash flows reflects cash movements during the period, determined using the direct method. The following terms are used in these cash flow statements.

- Cash flows: Inflows and outflows of cash or other equivalents including time investments with a term of three months or less that are highly liquid and with a low risk of variation in value.
- Operating activities: these are the main revenue-producing activities of the Group and include other activities that are not investing or financing activities.



- Investing activities: these are the acquisition or disposal of long-term assets and other investments not included in cash equivalents.
- Financing activities: these produce changes in the size and composition of net equity and financial liabilities.

#### 2.27 Earnings per share

Basic earnings per share is calculated as the quotient of the net income for the period attributable to the Company divided by the average weighted number of ordinary shares outstanding during that period, without including the average number of shares of the Company held by any subsidiaries, should that be the case. The Company and its subsidiaries have not undertaken any potentially diluting transactions of any kind that would result in the diluted earnings per share differing from basic earnings per share.

#### 2.28 Classification of current and non-current balances

In the accompanying consolidated statement of financial position, balances to be recovered or settled within 12 months are classified as current items and those to be recovered or settled in more than 12 months as non-current items.

If there are obligations whose maturities are less than twelve months, but whose long-term refinancing is guaranteed at the discretion of the Company through loan agreements unconditionally available with long-term maturities, these obligations could be classified as long-term liabilities.

#### 2.29 Offsetting balances and transactions

As a general rule, assets and liabilities, or income and expenses, may not be offset unless offsetting is required or permitted by a standard and reflects the substance of the transaction.

Income and expenses originating from transactions that, for contractual or legal reasons, consider the possibility of offsetting and for which the Company intends either to settle on a net basis, or to recover the asset and settle the liability simultaneously, are stated net in the statement of comprehensive income and the statement of financial position. The consolidated financial statements as of December 31, 2021 and 2020, do not reflect any offset income and expenses in the statement of comprehensive income.



**NOTE 3. FINANCIAL INSTRUMENTS****3.1 Cash and Cash Equivalents**

Group cash and cash equivalents are detailed as follows:

<b>Cash and cash equivalents</b>	<b>12.31.2021</b> ThUS\$	<b>12.31.2020</b> ThUS\$
Bank balances	942,833	817,912
Short-term deposits	315,990	699,493
Mutual funds	407,543	614,172
Overnight investments	1,237	1,213
Other cash & cash equivalents	0	13,791
<b>Total</b>	<b>1,667,603</b>	<b>2,146,581</b>

The amortized cost of these financial instruments does not differ from their fair value.

Cash and cash equivalents are mainly cash, cash in banks, term deposits and mutual funds. These investments are readily convertible to cash in the short term and the risk of significant changes in value is low. The valuation of term deposits is calculated using the accrued purchase rate of each document.

As of December 31, 2021, the Group has approved lines of credit amounting to approximately US\$ 3,021 million (US\$ 2,992 million as of December 31, 2020).

As of December 31, 2021 and 2020, there are no significant restrictions to these funds.

**3.2 Other Financial Assets**

a) This category includes the following financial assets at fair value through profit and loss:

	<b>12.31.2021</b> ThUS\$	<b>12.31.2020</b> ThUS\$
Mutual funds	595	663
Fixed income instruments	151,731	189,089
Derivative financial instruments:		
Forwards	25,858	1,040
Swaps	32	32
Other financial assets	7,428	2,846
<b>Total other financial assets, current</b>	<b>185,644</b>	<b>193,670</b>



b) Non-current financial assets at fair value through profit and loss are classified as follows:

	12.31.2021 ThUS\$	12.31.2020 ThUS\$
Equity instruments (shares)	78,322	52,806
Derivative financial instruments:		
Forwards	0	380
Swaps	154,351	67,645
Other financial assets (*)	4,563	4,420
<b>Total other non-current financial assets</b>	<b>237,236</b>	<b>125,251</b>

(\*) Non-current other financial assets are mainly deposits with fiduciary responsibility, by the indirect subsidiary Nortesantandereana de Gas S.A.E.S.P (formerly Inversiones del Nordeste S.A.S.)

Financial assets at fair value includes fixed-income instruments (corporate bonds, mortgage bonds, bank bonds, term deposits and other similar items) that are managed on behalf of the company by third parties (“outsourced portfolios”). These assets are recorded at fair value, changes in value are recognized in income, and the assets are held for the purposes of liquidity and returns. Mutual funds are valued at unit market value at the reporting date.

Swaps are mainly cross currency swap hedging instruments contracted to hedge exposure to the exchange rate, which arises from having debts in currencies other than the functional currency.

Forwards are initially recognized at fair value on the date on which the contract is subscribed, and they are subsequently revalued at fair value. Forwards are recorded as assets when their fair value is positive and as liabilities when their fair value is negative.

The fair value of foreign exchange forward contracts is calculated by reference to current foreign exchange rates from contracts with similar maturity profiles.

The Group does not have any investments held-to-maturity as of December 31, 2021 and 2020.

### 3.3 Trade and Other Receivables

a) This category contains the following balances:

	12.31.2021 ThUS\$	12.31.2020 ThUS\$
Trade receivables	1,913,850	1,496,693
Less: Impairment provision on trade receivables	(38,509)	(92,612)
<b>Trade receivables, net</b>	<b>1,875,341</b>	<b>1,404,081</b>
Other receivables	263,151	179,879
Less: Impairment provision on other receivables	(7,243)	(6,657)
<b>Other receivables, net</b>	<b>255,908</b>	<b>173,222</b>
<b>Total</b>	<b>2,131,249</b>	<b>1,577,303</b>
<b>Less: Non-current portion</b>	<b>23,772</b>	<b>26,670</b>
<b>Current portion</b>	<b>2,107,477</b>	<b>1,550,633</b>

Trade and other receivables are classified as current assets except for those assets maturing in more than 12 months. Those assets maturing in more than 12 months are recorded at amortized cost using the effective interest method and are evaluated for expected credit losses.

Trade receivables represent enforceable rights arising from normal business transactions, where normal is defined as the Group's normal course of business.

Other receivables are receivables from sales, services or loans outside of the normal course of business.

Implicit interest is disaggregated and recognized as financial income as it accrues.

The provision is the difference between the asset's book value and the present value of the estimated future cash flows, discounted at the effective interest rate.

The creation and reversal of the receivables impairment provision has been included as the "Doubtful receivables expense" in the consolidated statement of income under Administration Expenses or Distribution Costs as appropriate.

The amortized cost of these financial instruments does not differ from their fair value.



b) Trade and Other Receivables includes:

Trade and other receivables	Balance as of											Total current	Total non-current
	12.31.2021												
	Portfolio not overdue	Overdue 1-30 days	Overdue 31-60 days	Overdue 61-90 days	Overdue 91-120 days	Overdue 121-150 days	Overdue 151-180 days	Overdue 181-210 days	Overdue 211-250 days	Overdue over 251 days			
ThUS\$	ThUS\$	ThUS\$	ThUS\$	ThUS\$	ThUS\$	ThUS\$	ThUS\$	ThUS\$	ThUS\$	ThUS\$	ThUS\$	ThUS\$	
Gross trade receivables	1,692,415	108,716	21,977	3,959	2,838	1,761	4,345	6,915	4,953	65,971	1,892,614	21,236	
Impairment provision	(3,435)	(5,224)	(4,347)	(263)	(494)	(346)	(397)	(1,273)	(1,131)	(21,599)	(34,806)	(3,703)	
Other receivables, gross	200,912	40,976	3,473	4,008	560	188	179	167	376	12,312	250,506	12,645	
Impairment provision	(413)	0	(44)	(696)	0	0	0	(44)	(22)	(6,024)	(837)	(6,406)	
<b>Total</b>	<b>1,889,479</b>	<b>144,468</b>	<b>21,059</b>	<b>7,008</b>	<b>2,904</b>	<b>1,603</b>	<b>4,127</b>	<b>5,765</b>	<b>4,176</b>	<b>50,660</b>	<b>2,107,477</b>	<b>23,772</b>	

Trade and other receivables	Balance as of											Total current	Total non-current
	12.31.2020												
	Portfolio not overdue	Overdue 1-30 days	Overdue 31-60 days	Overdue 61-90 days	Overdue 91-120 days	Overdue 121-150 days	Overdue 151-180 days	Overdue 181-210 days	Overdue 211-250 days	Overdue over 251 days			
ThUS\$	ThUS\$	ThUS\$	ThUS\$	ThUS\$	ThUS\$	ThUS\$	ThUS\$	ThUS\$	ThUS\$	ThUS\$	ThUS\$	ThUS\$	
Gross trade receivables	1,299,877	102,877	17,217	4,712	3,694	2,940	3,757	2,164	1,585	57,870	1,480,092	16,601	
Impairment provision	(20,142)	(17,676)	(10,828)	(543)	(249)	(357)	(284)	(420)	(173)	(41,940)	(91,781)	(831)	
Other receivables, gross	154,067	10,483	2,003	827	215	1,968	468	120	788	8,940	164,860	15,019	
Impairment provision	(2,508)	0	0	0	0	0	0	0	0	(4,149)	(2,538)	(4,119)	
<b>Total</b>	<b>1,431,294</b>	<b>95,684</b>	<b>8,392</b>	<b>4,996</b>	<b>3,660</b>	<b>4,551</b>	<b>3,941</b>	<b>1,864</b>	<b>2,200</b>	<b>20,721</b>	<b>1,550,633</b>	<b>26,670</b>	

c) The number of customers and value of the renegotiated and non-renegotiated portfolios of trade and other receivables, excluding prepayments, as of December 31, 2021 and 2020, are as follows:

As of December 31, 2021		Unsecuritized portfolio			
Overdue Ranges	Non-renegotiated portfolio		Renegotiated portfolio		
	Number of customers	Gross value ThUS\$	Number of customers	Gross value ThUS\$	
Not overdue	141,423	1,782,963	144	3,376	
1 to 30 days	26,073	117,693	20	584	
31 to 60 days	8,964	39,460	10	69	
61 to 90 days	4,960	7,529	9	30	
91 to 120 days	3,633	3,488	9	19	
121 to 150 days	2,624	1,896	7	6	
151 to 180 days	1,680	4,567	9	12	
181 to 210 days	1,414	7,167	10	11	
211 to 250 days	1,443	5,376	10	20	
Over 250 days	15,811	61,681	20	2,112	
<b>Total</b>		<b>2,031,820</b>		<b>6,239</b>	

As of December 31, 2020		Unsecuritized portfolio			
Overdue Ranges	Non-renegotiated portfolio		Renegotiated portfolio		
	Number of customers	Gross value ThUS\$	Number of customers	Gross value ThUS\$	
Not overdue	152,001	1,367,377	387	6,783	
1 to 30 days	43,944	91,826	56	647	
31 to 60 days	23,663	20,022	36	80	
61 to 90 days	16,078	6,907	19	25	
91 to 120 days	12,547	4,555	17	26	
121 to 150 days	10,093	4,899	13	18	
151 to 180 days	8,954	1,935	15	36	
181 to 210 days	7,923	2,312	17	23	
211 to 250 days	7,170	2,573	14	31	
Over 250 days	14,429	67,079	26	2,912	
<b>Total</b>		<b>1,569,485</b>		<b>10,581</b>	

As of December 31, 2021 and 2020, the Group did not have a securitized portfolio.

d) Movements in the impaired receivables provision.

	12.31.2021		12.31.2020	
	ThUS\$	ThUS\$	ThUS\$	ThUS\$
	Current	Non-current	Current	Non-current
Opening balance	(94,319)	(4,950)	(54,377)	(6,977)
Reversal (provision) for impairment losses on trade and other receivables (*)	58,676	(5,159)	(39,942)	2,027
<b>Total</b>	<b>(35,643)</b>	<b>(10,109)</b>	<b>(94,319)</b>	<b>(4,950)</b>

(\*) The change in 2021 mainly represents the reversal of provisions and sale of portfolios of customers in bankruptcy at the subsidiary Copec S.A.



### 3.4 Other Financial Liabilities

Financial liabilities valued at amortized cost are non-derivative instruments with contractual payment flows with fixed or variable interest rates. Financial instruments classified in this category are valued at amortized cost using the *effective interest method*.

As of December 31, 2021 and 2020, this category included obligations with banks and financial institutions and obligations to the public through bonds issued in US dollars, UF and Chilean pesos.

	12.31.2021 ThUS\$	12.31.2020 ThUS\$
<b>Current</b>		
Bank loans	451,737	459,818
Bonds in UF, COP and CLP	70,192	104,924
Bonds in US\$	44,174	48,236
Other financial liabilities	13,091	24,276
<b>Total current</b>	<b>579,194</b>	<b>637,254</b>
<b>Non-current</b>		
Bonds in US\$	3,347,619	3,470,781
Bonds in UF, COP and CLP	2,027,844	2,407,677
Bank loans	2,143,610	2,483,438
Other financial liabilities	306,116	70,589
<b>Total non-current</b>	<b>7,825,189</b>	<b>8,432,485</b>
<b>Total other financial liabilities</b>	<b>8,404,383</b>	<b>9,069,739</b>

Capital plus interest on the Group's main financial and lease<sup>2</sup> liabilities that are subject to liquidity risk are presented undiscounted and grouped by maturity in the following tables.

<sup>2</sup> See Note 14

**Bank borrowings**  
**Fuel sector**

As of December 31, 2021				Maturities					Total		Effective rate	Nominal rate	Repayment Terms
Debtor ID number	Debtor name	Currency	Creditor name	1 - 3 months ThUS\$	3 - 12 months ThUS\$	1 - 3 years ThUS\$	3 - 5 years ThUS\$	Over 5 years ThUS\$	Current ThUS\$	Non-current ThUS\$			
91,806,000-6	Abastible S.A. - Chile	CLP	Banco BCI - Chile	2,497	2,368	4,736	-	-	4,865	4,736	5.22%	5.22%	Six monthly
91,806,000-6	Abastible S.A. - Chile	CLP	Banco BCI - Chile	66	-	44,987	-	-	66	44,987	1.05%	1.05%	Six monthly
91,806,000-6	Abastible S.A. - Chile	CLP	Banco de Chile - Chile	10,724	-	-	-	-	10,724	-	4.43%	4.43%	Six monthly
91,806,000-6	Abastible S.A. - Chile	CLP	Banco de Chile - Chile	65	-	22,572	-	-	65	22,572	1.10%	1.10%	Six monthly
91,806,000-6	Abastible S.A. - Chile	CLP	Banco de Chile - Chile	76	-	26,045	-	-	76	26,045	1.10%	1.10%	Six monthly
99,520,000-7	Compañía de Petróleos de Chile Copec S.A. - Chile	USD	The Bank of Tokyo - Mitsubishi UFJ Ltd - Chile	-	-	100,000	-	-	-	100,000	1.15%	1.13%	Maturity
99,520,000-7	Compañía de Petróleos de Chile Copec S.A. - Chile	USD	JP Morgan Chase - Chile	-	-	100,000	-	-	-	100,000	1.15%	1.13%	Maturity
99,520,000-7	Compañía de Petróleos de Chile Copec S.A. - Chile	USD	The Bank of Nova Scotia - Chile	-	-	200,000	-	-	-	200,000	1.17%	1.12%	Maturity
99,520,000-7	Compañía de Petróleos de Chile Copec S.A. - Chile	USD	BNP Paribas - Chile	-	-	50,000	-	-	-	50,000	1.15%	1.13%	Maturity
99,520,000-7	Compañía de Petróleos de Chile Copec S.A. - Chile	USD	Export Development Canada - Chile	-	-	75,000	-	-	-	75,000	1.21%	1.12%	Maturity
99,520,000-7	Compañía de Petróleos de Chile Copec S.A. - Chile	USD	Sumitomo Mitsui Banking Corporation - Chile	-	-	125,000	-	-	-	125,000	1.15%	1.13%	Maturity
99,520,000-7	Compañía de Petróleos de Chile Copec S.A. - Chile	CLP	Banco Itaú - Chile	11,839	-	-	-	-	11,839	-	0.50%	0.50%	Maturity
99,520,000-7	Compañía de Petróleos de Chile Copec S.A. - Chile	CLP	Banco Estado - Chile	35,516	-	-	-	-	35,516	-	0.48%	0.48%	Maturity
99,520,000-7	Compañía de Petróleos de Chile Copec S.A. - Chile	USD	Banco Estado - Chile	377	-	-	-	-	377	-	2.10%	2.10%	Maturity
99,520,000-7	Compañía de Petróleos de Chile Copec S.A. - Chile	USD	Banco Itaú - Chile	119	-	-	-	-	119	-	2.10%	2.10%	Maturity
99,520,000-7	Compañía de Petróleos de Chile Copec S.A. - Chile	USD	Banco BCI - Chile	969	-	-	-	-	969	-	2.10%	2.10%	Maturity
99,520,000-7	Compañía de Petróleos de Chile Copec S.A. - Chile	USD	HSBC Bank - Chile	14	-	-	-	-	14	-	2.10%	2.10%	Maturity
99,520,000-7	Compañía de Petróleos de Chile Copec S.A. - Chile	USD	JP Morgan Chase - Chile	96	-	-	-	-	96	-	2.10%	2.10%	Maturity
99,520,000-7	Compañía de Petróleos de Chile Copec S.A. - Chile	USD	The Bank of Nova Scotia - Chile	457	-	-	-	-	457	-	2.10%	2.10%	Maturity
99,520,000-7	Compañía de Petróleos de Chile Copec S.A. - Chile	USD	The Bank of Nova Scotia - Chile	1,551	4,494	4,179	-	-	6,045	4,179	3.97%	3.97%	Maturity
99,520,000-7	Compañía de Petróleos de Chile Copec S.A. - Chile	USD	JP Morgan Chase - Chile	992	2,870	2,629	-	-	3,862	2,629	3.79%	3.79%	Maturity
-	Duragas S.A. - Ecuador	USD	Banco Estado - Chile	-	64	7,500	-	-	64	7,500	3.25%	3.25%	Six monthly
-	Duragas S.A. - Ecuador	USD	Banco BCI - Chile	-	65	-	7,600	-	65	7,600	4.98%	4.98%	Six monthly
-	Duragas S.A. - Ecuador	USD	Banco BCI - Chile	-	69	-	5,500	-	69	5,500	3.05%	3.05%	Six monthly
76,208,888-6	Emoac SpA - Chile	CLP	Banco Santander - Chile	1	-	-	-	-	1	-	0.00%	0.00%	Maturity
76,172,285-9	FluxSolar Energías Renovables SpA - Chile	CLP	Banco BCI - Chile	-	1,252	-	-	-	1,252	-	1.47%	1.47%	Maturity
76,172,285-9	FluxSolar Energías Renovables SpA - Chile	CLP	Banco Estado - Chile	-	101	-	-	-	101	-	3.00%	3.00%	Maturity
76,172,285-9	FluxSolar Energías Renovables SpA - Chile	USD	Banco de Chile - Chile	-	36	-	-	-	36	-	3.34%	3.34%	Maturity
76,172,285-9	FluxSolar Energías Renovables SpA - Chile	CLP	Banco Security - Chile	-	131	295	-	-	131	295	5.00%	5.00%	Monthly
-	Mapco Express, Inc - USA	USD	Bank of America - USA	-	-	-	7,052	-	-	7,052	0.80%	0.80%	Maturity
-	Petrolera Nacional S.A. - Panama	USD	Scotiabank Colpatria - Panama	-	82,304	-	-	-	82,304	-	1.03%	1.03%	Maturity
-	Solgas S.A. - Peru	PEN	Banco Scotiabank - Peru	917	8,662	23,306	23,306	-	9,579	46,612	5.50%	5.50%	Monthly
-	Solgas S.A. - Peru	PEN	Banco de Crédito del Perú - Peru	4,319	2,513	-	-	-	6,832	-	2.55%	2.55%	Monthly
-	Terpel Comercial del Perú S.R.L.	USD	Banco de Bogotá NY - Peru	-	6,284	-	-	-	6,284	-	1.03%	1.03%	Maturity
-	Terpel Comercial Ecuador Cia Ltda. - Ecuador	USD	Banco de Bogotá NY - Ecuador	-	2,000	-	-	-	2,000	-	0.87%	0.87%	Maturity
-	Terpel Comercial Ecuador Cia Ltda. - Ecuador	USD	Banco de Bogotá NY - Ecuador	-	4,600	-	-	-	4,600	-	1.06%	1.06%	Maturity
-	Terpel Comercial Ecuador Cia Ltda. - Ecuador	USD	Banco de Bogotá NY - Ecuador	-	3,000	-	-	-	3,000	-	0.87%	0.87%	Maturity
-	Terpel Comercial Ecuador Cia Ltda. - Ecuador	USD	Banco BBVA - Ecuador	-	6,000	-	-	-	6,000	-	1.53%	1.52%	Maturity
-	Terpel Comercial Ecuador Cia Ltda. - Ecuador	USD	Banco BBVA - Ecuador	-	3,500	-	-	-	3,500	-	1.56%	1.55%	Maturity
-	Terpel Comercial Ecuador Cia Ltda. - Ecuador	USD	Banco de Bogotá NY - Ecuador	-	1,200	-	-	-	1,200	-	0.87%	0.87%	Monthly
-	Terpel Comercial Ecuador Cia Ltda. - Ecuador	USD	Banco de Bogotá NY - Ecuador	-	2,600	-	-	-	2,600	-	0.87%	0.87%	Maturity
-	Terpel Comercial Ecuador Cia Ltda. - Ecuador	USD	Banco de Bogotá NY - Ecuador	-	3,000	-	-	-	3,000	-	0.92%	0.91%	Monthly
<b>Total bank borrowings</b>				<b>70,595</b>	<b>137,113</b>	<b>786,249</b>	<b>43,458</b>	<b>-</b>	<b>207,708</b>	<b>829,707</b>			



**Bank borrowings**  
**Fuel sector**

As of December 31, 2020				Maturities					Total		Effective rate	Nominal rate	Repayment Terms
Debtor ID number	Debtor name	Currency	Creditor name	1 - 3 months ThUS\$	3 - 12 months ThUS\$	1 - 3 years ThUS\$	3 - 5 years ThUS\$	Over 5 years ThUS\$	Current ThUS\$	Non-current ThUS\$			
91.806,000-6	Abastible S.A. - Chile	USD	Banco Scotiabank - Chile	11,275	-	-	-	-	11,275	-	0.72%	0.72%	Six monthly
91.806,000-6	Abastible S.A. - Chile	CLP	Banco BCI - Chile	2,292	-	-	11,253	-	2,292	11,253	5.22%	5.22%	Annually
91.806,000-6	Abastible S.A. - Chile	CLP	Banco de Chile - Chile	83	-	12,659	-	-	83	12,659	4.43%	4.43%	Six monthly
91.806,000-6	Abastible S.A. - Chile	CLP	Banco Estado - Chile	27,101	-	-	-	-	27,101	-	3.84%	3.84%	Six monthly
91.806,000-6	Abastible S.A. - Chile	CLP	Banco Estado - Chile	8,691	-	-	-	-	8,691	-	3.84%	3.84%	Six monthly
91.806,000-6	Abastible S.A. - Chile	CLP	Banco Scotiabank - Chile	19,731	-	-	-	-	19,731	-	0.72%	0.72%	Six monthly
77.215,640-5	Administradora de Ventas al Detalle Ltda. - Chile	CLP	Banco Estado - Chile	-	6,342	-	-	-	6,342	-	2.03%	2.00%	Annually
99.520,000-7	Compañía de Petróleos de Chile Copec S.A. - Chile	USD	The Bank of Tokyo - Mitsubishi UFJ Ltd - Chile	-	-	100,000	-	-	-	100,000	1.20%	1.17%	Maturity
99.520,000-7	Compañía de Petróleos de Chile Copec S.A. - Chile	USD	JP Morgan Chase - Chile	-	-	100,000	-	-	-	100,000	1.20%	1.17%	Maturity
99.520,000-7	Compañía de Petróleos de Chile Copec S.A. - Chile	USD	The Bank of Nova Scotia - Chile	-	-	200,000	-	-	-	200,000	1.26%	1.21%	Maturity
99.520,000-7	Compañía de Petróleos de Chile Copec S.A. - Chile	USD	BNP Paribas - Chile	-	-	50,000	-	-	-	50,000	1.20%	1.17%	Maturity
99.520,000-7	Compañía de Petróleos de Chile Copec S.A. - Chile	USD	Export Development Canada - Chile	-	-	75,000	-	-	-	75,000	1.36%	1.26%	Maturity
99.520,000-7	Compañía de Petróleos de Chile Copec S.A. - Chile	USD	Sumitomo Mitsui Banking Corporation - Chile	-	-	125,000	-	-	-	125,000	1.20%	1.17%	Maturity
99.520,000-7	Compañía de Petróleos de Chile Copec S.A. - Chile	CLP	Banco BCI - Chile	42,197	-	-	-	-	42,197	-	4.03%	3.24%	Maturity
99.520,000-7	Compañía de Petróleos de Chile Copec S.A. - Chile	CLP	Banco de Chile - Chile	28,131	-	-	-	-	28,131	-	4.21%	3.42%	Maturity
99.520,000-7	Compañía de Petróleos de Chile Copec S.A. - Chile	CLP	Scotiabank Sud Americano - Chile	35,164	-	-	-	-	35,164	-	4.20%	3.40%	Maturity
99.520,000-7	Compañía de Petróleos de Chile Copec S.A. - Chile	CLP	Banco Itaú - Chile	14,066	-	-	-	-	14,066	-	4.39%	3.60%	Maturity
99.520,000-7	Compañía de Petróleos de Chile Copec S.A. - Chile	USD	Banco Estado - Chile	151	-	-	-	-	151	-	2.20%	2.20%	Maturity
99.520,000-7	Compañía de Petróleos de Chile Copec S.A. - Chile	USD	Banco Itaú - Chile	141	7	-	-	-	148	-	2.20%	2.20%	Maturity
99.520,000-7	Compañía de Petróleos de Chile Copec S.A. - Chile	USD	Banco Santander - Chile	185	-	-	-	-	185	-	2.20%	2.20%	Maturity
99.520,000-7	Compañía de Petróleos de Chile Copec S.A. - Chile	USD	Banco BCI - Chile	226	-	-	-	-	226	-	2.20%	2.20%	Maturity
99.520,000-7	Compañía de Petróleos de Chile Copec S.A. - Chile	USD	HSBC Bank - Chile	97	-	-	-	-	97	-	2.20%	2.20%	Maturity
99.520,000-7	Compañía de Petróleos de Chile Copec S.A. - Chile	USD	The Bank of Nova Scotia - Chile	2,148	-	-	-	-	2,148	-	2.20%	2.20%	Maturity
99.520,000-7	Compañía de Petróleos de Chile Copec S.A. - Chile	USD	The Bank of Nova Scotia - Chile	1,943	6,190	15,490	-	-	8,133	15,490	3.97%	3.97%	Maturity
99.520,000-7	Compañía de Petróleos de Chile Copec S.A. - Chile	USD	JP Morgan Chase - Chile	1,246	3,971	9,922	-	-	5,217	9,922	3.79%	3.79%	Maturity
-	Duragas S.A. - Ecuador	USD	Banco Estado - Chile	64	-	-	7,500	-	64	7,500	3.25%	3.25%	Six monthly
-	Duragas S.A. - Ecuador	USD	Banco BCI - Chile	65	-	-	7,600	-	65	7,600	4.98%	4.98%	Six monthly
76.208,888-6	Emoac SpA - Chile	CLP	Banco Santander - Chile	1	-	-	-	-	1	-	0.00%	0.00%	Maturity
76.172,285-9	FluxSolar Energias Renovables SpA - Chile	CLP	Banco BCI - Chile	373	-	-	-	-	373	-	1.47%	1.47%	Maturity
76.172,285-9	FluxSolar Energias Renovables SpA - Chile	CLP	Banco Estado - Chile	239	-	-	-	-	239	-	3.00%	3.00%	Maturity
76.172,285-9	FluxSolar Energias Renovables SpA - Chile	USD	Banco de Chile - Chile	415	-	173	-	-	415	173	3.34%	3.34%	Maturity
76.172,285-9	FluxSolar Energias Renovables SpA - Chile	CLP	Banco Security - Chile	141	-	461	-	-	141	461	5.00%	5.00%	Monthly
-	Mapco Express, Inc - USA	USD	Bank of America - USA	-	-	-	10,672	-	-	10,672	0.85%	0.85%	Maturity
-	Petrolera Nacional S.A. - Panama	USD	Scotiabank Colpatría - Panama	-	-	82,274	-	-	-	82,274	1.28%	1.28%	Maturity
-	Solgas S.A. - Peru	PEN	Banco Scotiabank - Peru	6,603	-	20,686	20,686	20,928	6,603	62,300	6.50%	6.50%	Three monthly
-	Solgas S.A. - Peru	PEN	Banco de Crédito del Perú - Peru	1,045	-	-	-	-	1,045	-	1.15%	1.15%	Monthly
-	Solgas S.A. - Peru	PEN	Banco Scotiabank - Peru	1,797	-	-	-	-	1,797	-	0.80%	0.80%	Monthly
-	Terpel Comercial Ecuador Cia Ltda. - Ecuador	USD	Banco de Bogotá NY - Ecuador	-	4,600	-	-	-	4,600	-	0.75%	0.99%	Maturity
-	Terpel Comercial Ecuador Cia Ltda. - Ecuador	USD	Banco BBVA - Ecuador	-	6,000	-	-	-	6,000	-	2.94%	2.94%	Maturity
-	Terpel Comercial Ecuador Cia Ltda. - Ecuador	USD	Banco BBVA - Ecuador	-	3,500	-	-	-	3,500	-	2.36%	2.36%	Maturity
-	Terpel Comercial Ecuador Cia Ltda. - Ecuador	USD	Banco Guayaquil - Ecuador	11	4	-	-	-	15	-	9.85%	9.43%	Monthly
<b>Total bank borrowings</b>				<b>205,622</b>	<b>30,614</b>	<b>791,665</b>	<b>57,711</b>	<b>20,928</b>	<b>236,236</b>	<b>870,304</b>			

## Bank borrowings Forestry sector

As of December 31, 2021				Maturities					Total		Effective rate	Nominal rate	Repayment Terms
Debtor ID number	Debtor name	Currency	Creditor name	1 - 3 months ThUS\$	3 - 12 months ThUS\$	1 - 3 years ThUS\$	3 - 5 years ThUS\$	Over 5 years ThUS\$	Current ThUS\$	Non-current ThUS\$			
-	Arauco Florestal Arapoti S.A. - Brazil	BRL	Banco Votorantim - Brazil	5	215	-	-	-	220	-	5.00%	5.00%	Annually
-	Arauco Forest Brasil S.A. - Brazil	BRL	Banco Votorantim - Brazil	4	191	-	-	-	195	-	5.00%	5.00%	Annually
-	Arauco Forest Brasil S.A. - Brazil	BRL	Banco Bndes Subloan A - Brazil	31	60	-	-	-	91	-	8.23%	TJLP + spread	Monthly
-	Arauco Forest Brasil S.A. - Brazil	BRL	Banco Bndes Subloan B - Brazil	19	36	-	-	-	55	-	9.23%	TJLP + spread	Monthly
-	Arauco Forest Brasil S.A. - Brazil	USD	Banco Bndes Subcrédito C - Brazil	37	84	-	-	-	121	-	5.72%	Basket + spread	Monthly
-	Arauco Forest Brasil S.A. - Brazil	BRL	Banco Bndes Subloan D - Brazil	21	40	-	-	-	61	-	10.43%	TJLP + spread	Monthly
-	Arauco North America, Inc. - USA	USD	Banco Itaú - USA	-	30,885	59,329	180,000	-	30,885	239,329	1.83%	Libor + spread	Monthly
93,458,000-1	Celulosa Arauco y Constitución S.A. - Chile	€	BNP Paribas - Chile	-	66,707	124,640	127,324	190,869	66,707	442,833	1.10%	1.06%	Six monthly
-	Celulosa y Energía Punta Pereira - Uruguay	USD	Inter-American Development Bank - Uruguay	4,324	4,207	8,432	-	-	8,531	8,432	2.20%	Libor + spread	Six monthly
-	Celulosa y Energía Punta Pereira - Uruguay	USD	Finnish Export Credit - Uruguay	24,066	23,215	23,562	-	-	47,281	23,562	3.20%	3.20%	Six monthly
-	Celulosa y Energía Punta Pereira - Uruguay	USD	DNB Nor ASA - Norway	81	-	-	-	-	81	-	1.47%	1.47%	Six monthly
-	Eufores S.A. - Uruguay	USD	Banco Republica Oriental de Uruguay - Uruguay	-	26,403	-	-	-	26,403	-	1.40%	1.40%	Maturity
-	Eufores S.A. - Uruguay	USD	Citibank - Uruguay	-	2,501	-	-	-	2,501	-	1.00%	1.00%	Maturity
-	Eufores S.A. - Uruguay	USD	Banco Itaú - Uruguay	-	12,505	-	-	-	12,505	-	1.00%	1.00%	Maturity
-	Eufores S.A. - Uruguay	USD	Banco Scotiabank - Uruguay	-	5,003	-	-	-	5,003	-	1.00%	1.00%	Maturity
-	Eufores S.A. - Uruguay	USD	Banco Santander - Uruguay	-	27,014	-	-	-	27,014	-	1.00%	1.00%	Maturity
-	Mahal Empreendimentos e Participações S.A. - Brazil	BRL	Banco Safra S.A. - Brazil	-	262	8,960	17,920	-	262	26,880	10.70%	CDI + spread	Monthly
-	Stora Enso Uruguay S.A. - Uruguay	USD	Banco Republica Oriental de Uruguay - Uruguay	-	551	-	-	-	551	-	1.40%	1.40%	Maturity
-	Zona Franca Punta Pereira - Uruguay	USD	Inter-American Development Bank - Uruguay	1,070	1,043	2,085	-	-	2,113	2,085	2.20%	Libor + spread	Six monthly
-	Zona Franca Punta Pereira - Uruguay	USD	Banco BBVA - Uruguay	-	18,255	-	-	-	18,255	-	1.00%	1.00%	Six monthly
<b>Total bank borrowings</b>				<b>29,658</b>	<b>219,177</b>	<b>227,008</b>	<b>325,244</b>	<b>190,869</b>	<b>248,835</b>	<b>743,121</b>			

As of December 31, 2020				Maturities					Total		Effective rate	Nominal rate	Repayment Terms
Debtor ID number	Debtor name	Currency	Creditor name	1 - 3 months ThUS\$	3 - 12 months ThUS\$	1 - 3 years ThUS\$	3 - 5 years ThUS\$	Over 5 years ThUS\$	Current ThUS\$	Non-current ThUS\$			
-	Arauco Florestal Arapoti S.A. - Brazil	BRL	Banco Votorantim - Brazil	-	255	243	-	-	255	243	5.00%	5.00%	Six monthly
-	Arauco Forest Brasil S.A. - Brazil	BRL	Banco Votorantim - Brazil	-	226	215	-	-	226	215	5.00%	5.00%	Six monthly
-	Arauco Forest Brasil S.A. - Brazil	BRL	Banco Bndes Subloan A - Brazil	36	106	100	-	-	142	100	7.46%	TJLP + spread	Monthly
-	Arauco Forest Brasil S.A. - Brazil	BRL	Banco Bndes Subloan B - Brazil	22	64	60	-	-	86	60	8.46%	TJLP + spread	Monthly
-	Arauco Forest Brasil S.A. - Brazil	USD	Banco Bndes Subcrédito C - Brazil	40	116	124	-	-	156	124	5.80%	Basket + spread	Monthly
-	Arauco Forest Brasil S.A. - Brazil	USD	Banco Bndes Subloan D - Brazil	25	72	67	-	-	97	67	9.66%	TJLP + spread	Monthly
-	Arauco North America, Inc. - USA	USD	Banco Estado - Chile	-	35,657	69,573	212,036	-	35,657	281,609	1.91%	Libor + spread	Six monthly
93,458,000-1	Celulosa Arauco y Constitución S.A. - Chile	USD	Banco Scotiabank - Chile	1,379	1,378	204,466	-	-	2,757	204,466	1.35%	Libor + spread	Six monthly
93,458,000-1	Celulosa Arauco y Constitución S.A. - Chile	€	BNP Paribas - Chile	-	31,224	114,163	111,909	216,997	31,224	443,069	1.06%	1.06%	Six monthly
-	Celulosa y Energía Punta Pereira - Uruguay	USD	Inter-American Development Bank - Uruguay	4,517	4,466	17,373	-	-	8,983	17,373	2.33%	Libor + spread	Maturity
-	Celulosa y Energía Punta Pereira - Uruguay	USD	Finnish Export Credit - Uruguay	25,589	25,200	73,334	-	-	50,789	73,334	3.20%	3.20%	Six monthly
-	Celulosa y Energía Punta Pereira - Uruguay	USD	DNB Nor ASA - Norway	187	155	311	-	-	342	311	0.00%	0.00%	Annually
-	Eufores S.A. - Uruguay	USD	Banco Republica Oriental de Uruguay - Uruguay	-	26,551	-	-	-	26,551	-	1.54%	Libor + spread	Maturity
-	Eufores S.A. - Uruguay	USD	Citibank - Uruguay	-	2,514	-	-	-	2,514	-	1.16%	Libor + spread	Maturity
-	Eufores S.A. - Uruguay	USD	Banco Itaú - Uruguay	-	12,564	-	-	-	12,564	-	1.05%	1.05%	Maturity
-	Eufores S.A. - Uruguay	USD	Banco Scotiabank - Uruguay	-	5,025	-	-	-	5,025	-	1.00%	1.00%	Maturity
-	Eufores S.A. - Uruguay	USD	Banco Santander - Uruguay	-	27,133	-	-	-	27,133	-	1.00%	1.00%	Maturity
-	Stora Enso Uruguay S.A. - Uruguay	USD	Banco Republica Oriental de Uruguay - Uruguay	-	554	-	-	-	554	-	1.54%	Libor + spread	Maturity
-	Zona Franca Punta Pereira - Uruguay	USD	Inter-American Development Bank - Uruguay	1,117	1,104	4,295	-	-	2,221	4,295	2.33%	Libor + spread	Six monthly
-	Zona Franca Punta Pereira - Uruguay	USD	Banco BBVA - Uruguay	-	18,341	-	-	-	18,341	-	1.00%	1.00%	Maturity
<b>Total bank borrowings</b>				<b>32,912</b>	<b>192,705</b>	<b>484,324</b>	<b>323,945</b>	<b>216,997</b>	<b>225,617</b>	<b>1,025,266</b>			



**Bank borrowings**  
**Other sectors**

As of December 31, 2021				Maturities					Total		Effective rate	Nominal rate	Repayment Terms
Debtor ID number	Debtor name	Currency	Creditor name	1 - 3 months ThUS\$	3 - 12 months ThUS\$	1 - 3 years ThUS\$	3 - 5 years ThUS\$	Over 5 years ThUS\$	Current ThUS\$	Non-current ThUS\$			
90,690,000-9	Empresas Copec S.A. - Chile	USD	Credit Suisse AG - Switzerland	933	918	71,836	-	-	1,851	71,836	2.85%	Libor + spread	Six monthly
90,690,000-9	Empresas Copec S.A. - Chile	USD	Mizuho Bank - USA	666	656	51,311	-	-	1,322	51,311	2.85%	Libor + spread	Six monthly
90,690,000-9	Empresas Copec S.A. - Chile	USD	MUFG Bank - USA	933	918	71,836	-	-	1,851	71,836	2.85%	Libor + spread	Six monthly
90,690,000-9	Empresas Copec S.A. - Chile	USD	Sumitomo Mitsui Banking Corporation - USA	933	918	71,836	-	-	1,851	71,836	2.85%	Libor + spread	Six monthly
90,690,000-9	Empresas Copec S.A. - Chile	USD	The Bank of Nova Scotia - Canada	1,333	1,311	102,623	-	-	2,644	102,623	2.85%	Libor + spread	Six monthly
96,929,960-7	Orizon S.A. - Chile	USD	China Construction Bank, Agencia - Chile	19	-	8,000	-	-	19	8,000	3.75%	3.75%	Six monthly
96,929,960-7	Orizon S.A. - Chile	USD	Banco Estado - Chile	2,519	-	5,000	-	-	2,519	5,000	3.70%	3.70%	Six monthly
96,929,960-7	Orizon S.A. - Chile	USD	Banco Scotiabank - Chile	32	-	30,000	-	-	32	30,000	1.70%	Libor + Spread	Six monthly
91,123,000-3	Pesquera Iquique-Guanaye S.A. - Chile	USD	Banco Scotiabank - Chile	629	-	113,157	-	-	629	113,157	1.51%	Libor + Spread	Maturity
91,123,000-3	Pesquera Iquique-Guanaye S.A. - Chile	USD	Banco Scotiabank - Chile	13	-	2,292	-	-	13	2,292	1.51%	Libor + Spread	Maturity
91,123,000-3	Pesquera Iquique-Guanaye S.A. - Chile	USD	Banco Scotiabank - Chile	24	-	4,063	-	-	24	4,063	1.51%	Libor + Spread	Maturity
91,123,000-3	Pesquera Iquique-Guanaye S.A. - Chile	USD	Banco Scotiabank - Chile	152	-	40,967	-	-	152	40,967	1.45%	Libor + Spread	Maturity
91,123,000-3	Pesquera Iquique-Guanaye S.A. - Chile	USD	Banco Scotiabank - Chile	70	-	18,796	-	-	70	18,796	1.45%	Libor + Spread	Maturity
91,123,000-3	Pesquera Iquique-Guanaye S.A. - Chile	USD	Banco Scotiabank - Chile	8	-	2,203	-	-	8	2,203	1.45%	Libor + Spread	Maturity
<b>Total bank borrowings</b>				<b>8,264</b>	<b>4,721</b>	<b>593,920</b>	<b>-</b>	<b>-</b>	<b>12,985</b>	<b>593,920</b>			

As of December 31, 2020				Maturities					Total		Effective rate	Nominal rate	Repayment Terms
Debtor ID number	Debtor name	Currency	Creditor name	1 - 3 months ThUS\$	3 - 12 months ThUS\$	1 - 3 years ThUS\$	3 - 5 years ThUS\$	Over 5 years ThUS\$	Current ThUS\$	Non-current ThUS\$			
90,690,000-9	Empresas Copec S.A. - Chile	USD	Credit Suisse AG - Switzerland	977	972	73,904	-	-	1,949	73,904	2.61%	Libor + spread	Six monthly
90,690,000-9	Empresas Copec S.A. - Chile	USD	Mizuho Bank - USA	698	694	52,789	-	-	1,392	52,789	2.61%	Libor + spread	Six monthly
90,690,000-9	Empresas Copec S.A. - Chile	USD	MUFG Bank - USA	977	972	73,904	-	-	1,949	73,904	2.61%	Libor + spread	Six monthly
90,690,000-9	Empresas Copec S.A. - Chile	USD	Sumitomo Mitsui Banking Corporation - USA	977	972	73,904	-	-	1,949	73,904	2.61%	Libor + spread	Six monthly
90,690,000-9	Empresas Copec S.A. - Chile	USD	The Bank of Nova Scotia - Canada	1,396	1,389	105,578	-	-	2,785	105,578	2.61%	Libor + spread	Six monthly
76,160,625-5	Mnera Camino Nevado Ltda. - Chile	CLP	Banco Itaú - Chile	-	4,245	-	-	-	4,245	-	3.82%	TCP + spread	Six monthly
76,160,625-5	Mnera Camino Nevado Ltda. - Chile	USD	Banco BCI - Chile	-	9,753	-	-	-	9,753	-	3.82%	Libor + spread	Six monthly
96,929,960-7	Orizon S.A. - Chile	USD	Banco Estado - Chile	-	2,526	5,000	2,500	-	2,526	7,500	3.70%	3.70%	Six monthly
96,929,960-7	Orizon S.A. - Chile	USD	Banco Scotiabank - Chile	-	31	15,000	15,000	-	31	30,000	1.79%	Libor + Spread	Six monthly
96,929,960-7	Orizon S.A. - Chile	USD	China Construction Bank, Agencia - Chile	-	19	-	8,000	-	19	8,000	3.75%	3.75%	Six monthly
91,123,000-3	Pesquera Iquique-Guanaye S.A. - Chile	USD	Banco Scotiabank - Chile	216	-	117,188	-	-	216	117,188	1.57%	Libor + Spread	Six monthly
91,123,000-3	Pesquera Iquique-Guanaye S.A. - Chile	USD	Banco Scotiabank - Chile	4	-	2,389	-	-	4	2,389	1.57%	Libor + Spread	Six monthly
91,123,000-3	Pesquera Iquique-Guanaye S.A. - Chile	USD	Banco Scotiabank - Chile	8	-	4,073	-	-	8	4,073	1.57%	Libor + Spread	Six monthly
91,123,000-3	Pesquera Iquique-Guanaye S.A. - Chile	USD	Banco Scotiabank - Chile	60	-	42,529	-	-	60	42,529	1.54%	Libor + Spread	Six monthly
91,123,000-3	Pesquera Iquique-Guanaye S.A. - Chile	USD	Banco Scotiabank - Chile	28	-	19,669	-	-	28	19,669	1.54%	Libor + Spread	Six monthly
91,123,000-3	Pesquera Iquique-Guanaye S.A. - Chile	USD	Banco Scotiabank - Chile	3	-	2,203	-	-	3	2,203	1.54%	Libor + Spread	Six monthly
<b>Total bank borrowings</b>				<b>5,344</b>	<b>21,573</b>	<b>588,130</b>	<b>25,500</b>	<b>-</b>	<b>26,917</b>	<b>613,630</b>			

## Bond obligations

### Fuel sector

As of December 31, 2021				Maturities					Total		Effective rate	Nominal rate	Repayment Terms
Debtor ID number	Debtor name	Currency	Creditor name	1 - 3 months ThUS\$	3 - 12 months ThUS\$	1 - 3 years ThUS\$	3 - 5 years ThUS\$	Over 5 years ThUS\$	Current ThUS\$	Non-current ThUS\$			
-	Organización Terpel S.A. - Colombia	COP	Series A bonds 5 years IPC E.A.	-	-	-	25,090	-	-	25,090	5.84%	5.72%	Maturity
-	Organización Terpel S.A. - Colombia	COP	Series C bonds 15 years IPC E.A.	-	-	-	-	36,113	-	36,113	7.10%	6.92%	Maturity
-	Organización Terpel S.A. - Colombia	COP	Series C bonds 10 years IPC E.A.	-	-	62,097	-	-	-	62,097	7.81%	7.59%	Maturity
-	Organización Terpel S.A. - Colombia	COP	Series C bonds 18 years IPC E.A.	-	-	-	-	24,227	-	24,227	8.11%	7.88%	Maturity
-	Organización Terpel S.A. - Colombia	COP	Series 2 bonds 7 years IPC E.A.	17,060	-	-	-	-	17,060	-	7.13%	6.95%	Maturity
-	Organización Terpel S.A. - Colombia	COP	Series 2 bonds 15 years IPC E.A.	-	-	-	-	62,455	-	62,455	8.83%	8.55%	Maturity
-	Organización Terpel S.A. - Colombia	COP	Series A bonds 7 years fixed rate	-	-	70,653	-	-	-	70,653	8.29%	8.05%	Maturity
-	Organización Terpel S.A. - Colombia	COP	Series C bonds 10 years IPC E.A.	-	-	-	-	48,733	-	48,733	9.05%	8.76%	Maturity
-	Organización Terpel S.A. - Colombia	COP	Series C bonds 15 years IPC E.A.	-	-	-	-	76,189	-	76,189	9.32%	9.01%	Maturity
-	Organización Terpel S.A. - Colombia	COP	Series C bonds 25 years IPC E.A.	-	-	-	-	80,367	-	80,367	9.49%	9.17%	Maturity
-	Organización Terpel S.A. - Colombia	COP	Series C bonds 25 years IPC E.A.	-	-	-	-	56,673	-	56,673	7.50%	7.30%	Maturity
<b>Total bond obligations</b>				<b>17,060</b>	<b>-</b>	<b>132,750</b>	<b>25,090</b>	<b>384,757</b>	<b>17,060</b>	<b>542,597</b>			

As of December 31, 2020				Maturities					Total		Effective rate	Nominal rate	Repayment Terms
Debtor ID number	Debtor name	Currency	Creditor name	1 - 3 months ThUS\$	3 - 12 months ThUS\$	1 - 3 years ThUS\$	3 - 5 years ThUS\$	Over 5 years ThUS\$	Current ThUS\$	Non-current ThUS\$			
-	Organización Terpel S.A. - Colombia	COP	Series A bonds 5 years IPC E.A.	-	-	-	29,091	-	-	29,091	5.84%	5.72%	Maturity
-	Organización Terpel S.A. - Colombia	COP	Series C bonds 15 years IPC E.A.	-	-	-	-	41,883	-	41,883	5.04%	4.95%	Maturity
-	Organización Terpel S.A. - Colombia	COP	Series C bonds 10 years IPC E.A.	-	-	72,005	-	-	-	72,005	4.89%	4.81%	Maturity
-	Organización Terpel S.A. - Colombia	COP	Series C bonds 18 years IPC E.A.	-	-	-	-	28,096	-	28,096	5.19%	5.09%	Maturity
-	Organización Terpel S.A. - Colombia	COP	Series 2 bonds 7 years IPC E.A.	-	-	43,947	-	-	-	43,947	5.07%	4.98%	Maturity
-	Organización Terpel S.A. - Colombia	COP	Series 2 bonds 15 years IPC E.A.	-	-	-	-	72,427	-	72,427	5.88%	5.76%	Maturity
-	Organización Terpel S.A. - Colombia	COP	Series A bonds 7 years fixed rate	-	-	-	81,915	-	-	81,915	4.41%	4.34%	Maturity
-	Organización Terpel S.A. - Colombia	COP	Series C bonds 10 years IPC E.A.	-	-	-	-	56,514	-	56,514	5.14%	5.05%	Maturity
-	Organización Terpel S.A. - Colombia	COP	Series C bonds 15 years IPC E.A.	-	-	-	-	88,359	-	88,359	5.41%	5.30%	Maturity
-	Organización Terpel S.A. - Colombia	COP	Series C bonds 25 years IPC E.A.	-	-	-	-	93,210	-	93,210	5.57%	5.46%	Maturity
-	Organización Terpel S.A. - Colombia	COP	Series C bonds 25 years IPC E.A.	-	-	-	-	65,730	-	65,730	5.44%	5.33%	Maturity
<b>Total bond obligations</b>				<b>-</b>	<b>-</b>	<b>115,952</b>	<b>111,006</b>	<b>446,219</b>	<b>-</b>	<b>673,177</b>			



**Bond obligations**  
**Forestry sector**

As of December 31, 2021				Maturities					Total		Effective rate	Nominal rate	Repayment Terms
Debtor ID number	Debtor name	Currency	Creditor name	1 - 3 months ThUS\$	3 - 12 months ThUS\$	1 - 3 years ThUS\$	3 - 5 years ThUS\$	Over 5 years ThUS\$	Current ThUS\$	Non-current ThUS\$			
93,458,000-1	Celulosa Arauco y Constitución S.A. - Chile	CLP	Barau - F	-	17,628	31,611	32,185	48,384	17,628	112,180	4.24%	4.21%	Six monthly
93,458,000-1	Celulosa Arauco y Constitución S.A. - Chile	CLP	Barau - F	-	7,051	12,819	12,989	19,509	7,051	45,317	4.25%	4.21%	Six monthly
93,458,000-1	Celulosa Arauco y Constitución S.A. - Chile	CLP	Barau - P	-	17,606	33,538	33,476	100,422	17,606	167,436	3.96%	3.96%	Six monthly
93,458,000-1	Celulosa Arauco y Constitución S.A. - Chile	CLP	Barau - R	-	1,636	-	-	182,722	1,636	182,722	3.57%	3.57%	Six monthly
93,458,000-1	Celulosa Arauco y Constitución S.A. - Chile	CLP	Barau - S	-	559	-	178,712	-	559	178,712	2.43%	2.39%	Six monthly
93,458,000-1	Celulosa Arauco y Constitución S.A. - Chile	CLP	Barau - W	-	517	-	-	107,363	517	107,363	2.12%	2.09%	Six monthly
93,458,000-1	Celulosa Arauco y Constitución S.A. - Chile	CLP	Barau - X	-	1,218	-	-	194,078	1,218	194,078	2.70%	2.68%	Six monthly
93,458,000-1	Celulosa Arauco y Constitución S.A. - Chile	USD	Yankee 2024	9,375	-	496,882	-	-	9,375	496,882	4.52%	4.50%	Six monthly
93,458,000-1	Celulosa Arauco y Constitución S.A. - Chile	USD	Yankee 2027	-	3,175	-	-	491,436	3,175	491,436	3.90%	3.88%	Six monthly
93,458,000-1	Celulosa Arauco y Constitución S.A. - Chile	USD	Yankee 2047	-	3,606	-	-	394,072	3,606	394,072	5.50%	5.50%	Six monthly
93,458,000-1	Celulosa Arauco y Constitución S.A. - Chile	USD	Yankee 2029	-	3,601	-	-	492,369	3,601	492,369	4.27%	4.25%	Six monthly
93,458,000-1	Celulosa Arauco y Constitución S.A. - Chile	USD	Yankee 2049	-	4,660	-	-	487,616	4,660	487,616	5.51%	5.50%	Six monthly
93,458,000-2	Celulosa Arauco y Constitución S.A. - Chile	USD	Yankee 2030	8,867	-	-	-	494,652	8,867	494,652	4.21%	4.20%	Six monthly
93,458,000-3	Celulosa Arauco y Constitución S.A. - Chile	USD	Yankee 2050	10,872	-	-	-	490,827	10,872	490,827	5.16%	5.15%	Six monthly
<b>Total bond obligations</b>				<b>29,114</b>	<b>61,257</b>	<b>574,850</b>	<b>257,362</b>	<b>3,503,450</b>	<b>90,371</b>	<b>4,335,662</b>			

As of December 31, 2020				Maturities					Total		Effective rate	Nominal rate	Repayment Terms
Debtor ID number	Debtor name	Currency	Creditor name	1 - 3 months ThUS\$	3 - 12 months ThUS\$	1 - 3 years ThUS\$	3 - 5 years ThUS\$	Over 5 years ThUS\$	Current ThUS\$	Non-current ThUS\$			
93,458,000-1	Celulosa Arauco y Constitución S.A. - Chile	CLP	Barau - F	-	25,426	48,507	45,380	81,380	25,426	175,267	4.25%	4.25%	Six monthly
93,458,000-1	Celulosa Arauco y Constitución S.A. - Chile	CLP	Barau - F	-	10,170	19,403	18,152	32,552	10,170	70,107	4.25%	4.25%	Six monthly
93,458,000-1	Celulosa Arauco y Constitución S.A. - Chile	CLP	Barau - P	-	8,098	52,264	49,318	149,427	8,098	251,009	4.00%	4.00%	Six monthly
93,458,000-1	Celulosa Arauco y Constitución S.A. - Chile	CLP	Barau - Q	-	10,375	-	-	-	10,375	-	3.00%	3.00%	Six monthly
93,458,000-1	Celulosa Arauco y Constitución S.A. - Chile	CLP	Barau - R	-	7,295	14,590	14,590	273,750	7,295	302,930	3.60%	3.60%	Six monthly
93,458,000-1	Celulosa Arauco y Constitución S.A. - Chile	CLP	Barau - S	-	4,878	9,756	9,756	209,325	4,878	228,837	2.40%	2.40%	Six monthly
93,458,000-1	Celulosa Arauco y Constitución S.A. - Chile	CLP	Barau - W	-	2,563	5,126	5,126	130,356	2,563	140,608	2.10%	2.10%	Six monthly
93,458,000-1	Celulosa Arauco y Constitución S.A. - Chile	CLP	Barau - X	-	6,032	12,064	12,064	333,461	6,032	357,589	2.70%	2.70%	Six monthly
93,458,000-1	Celulosa Arauco y Constitución S.A. - Chile	USD	Yankee 2022	2,996	2,996	129,164	-	-	5,992	129,164	4.75%	4.75%	Six monthly
93,458,000-1	Celulosa Arauco y Constitución S.A. - Chile	USD	Yankee 2024	11,250	11,250	45,000	522,500	-	22,500	567,500	4.50%	4.50%	Six monthly
93,458,000-1	Celulosa Arauco y Constitución S.A. - Chile	USD	Yankee 2027	-	19,375	38,750	38,750	538,750	19,375	616,250	3.88%	3.88%	Six monthly
93,458,000-1	Celulosa Arauco y Constitución S.A. - Chile	USD	Yankee 2047	-	22,000	44,000	44,000	884,000	22,000	972,000	5.50%	5.50%	Six monthly
93,458,000-1	Celulosa Arauco y Constitución S.A. - Chile	USD	Yankee 2029	-	21,250	42,500	42,500	574,375	21,250	659,375	4.25%	4.25%	Six monthly
93,458,000-1	Celulosa Arauco y Constitución S.A. - Chile	USD	Yankee 2049	-	27,500	55,000	55,000	1,146,250	27,500	1,256,250	5.50%	5.50%	Six monthly
93,458,000-1	Celulosa Arauco y Constitución S.A. - Chile	USD	Yankee 2030	10,500	10,500	42,000	42,000	594,500	21,000	678,500	4.20%	4.20%	Six monthly
93,458,000-1	Celulosa Arauco y Constitución S.A. - Chile	USD	Yankee 2050	12,875	12,875	51,500	51,500	1,130,875	25,750	1,233,875	5.15%	5.15%	Six monthly
-	Prime-Line, Inc. - USA	USD	Bond ADFA 2014	128	384	1,024	1,024	1,493	512	3,541	4.84%	4.84%	Six monthly
-	Prime-Line, Inc. - USA	USD	Bond ADFA 2013	38	113	261	-	-	151	261	4.00%	4.00%	Six monthly
<b>Total bond obligations</b>				<b>37,787</b>	<b>203,080</b>	<b>610,909</b>	<b>951,660</b>	<b>6,080,494</b>	<b>240,867</b>	<b>7,643,063</b>			

**Bond obligations**  
**Other sectors**

As of December 31, 2021				Maturities					Total		Effective rate	Nominal rate	Repayment Terms
Debtor ID number	Debtor name	Currency	Creditor name	1 - 3 months ThUS\$	3 - 12 months ThUS\$	1 - 3 years ThUS\$	3 - 5 years ThUS\$	Over 5 years ThUS\$	Current ThUS\$	Non-current ThUS\$			
90,690,000-9	Empresas Copec S.A. - Chile	CLP	BECOP C	-	10,802	27,005	27,004	289,236	10,802	343,245	4.30%	4.25%	Six monthly
90,690,000-9	Empresas Copec S.A. - Chile	CLP	BECOP G	-	2,460	2,460	2,460	91,725	2,460	96,645	2.88%	2.88%	Six monthly
90,690,000-9	Empresas Copec S.A. - Chile	CLP	BECOP H	-	2,172	80,250	-	-	2,172	80,250	4.75%	4.75%	Six monthly
90,690,000-9	Empresas Copec S.A. - Chile	CLP	BECOP I	-	1,175	2,349	2,350	51,366	1,175	56,065	2.30%	2.44%	Six monthly
90,690,000-9	Empresas Copec S.A. - Chile	CLP	BECOP - K	-	1,091	2,727	2,727	48,788	1,091	54,242	2.30%	2.26%	Six monthly
<b>Total bond obligations</b>				<b>-</b>	<b>17,700</b>	<b>114,791</b>	<b>34,541</b>	<b>481,115</b>	<b>17,700</b>	<b>630,447</b>			

As of December 31, 2020				Maturities					Total		Effective rate	Nominal rate	Repayment Terms
Debtor ID number	Debtor name	Currency	Creditor name	1 - 3 months ThUS\$	3 - 12 months ThUS\$	1 - 3 years ThUS\$	3 - 5 years ThUS\$	Over 5 years ThUS\$	Current ThUS\$	Non-current ThUS\$			
90,690,000-9	Empresas Copec S.A. - Chile	CLP	BECOP C	-	12,021	30,054	30,054	333,916	12,021	394,024	4.30%	4.25%	Six monthly
90,690,000-9	Empresas Copec S.A. - Chile	CLP	BECOP E	856	53,939	-	-	-	54,795	-	3.40%	3.25%	Six monthly
90,690,000-9	Empresas Copec S.A. - Chile	CLP	BECOP G	-	2,738	4,107	4,107	102,082	2,738	110,296	2.88%	2.88%	Six monthly
90,690,000-9	Empresas Copec S.A. - Chile	CLP	BECOP H	2,212	1,843	1,844	96,084	-	4,055	97,928	4.75%	4.75%	Six monthly
90,690,000-9	Empresas Copec S.A. - Chile	CLP	BECOP I	654	654	3,269	3,269	57,166	1,308	63,704	2.30%	2.44%	Six monthly
90,690,000-9	Empresas Copec S.A. - Chile	CLP	BECOP - K	607	607	3,035	3,035	55,511	1,214	61,581	2.30%	2.26%	Six monthly
<b>Total bond obligations</b>				<b>4,329</b>	<b>71,802</b>	<b>42,309</b>	<b>136,549</b>	<b>548,675</b>	<b>76,131</b>	<b>727,533</b>			



**Finance leases**  
**Fuel sector**

As of December 31, 2021				Maturities					Total		Effective rate	Nominal rate	Repayment Terms
Debtor ID number	Debtor name	Currency	Creditor name Loan or Lease	1 - 3 months ThUS\$	3 - 12 months ThUS\$	1 - 3 years ThUS\$	3 - 5 years ThUS\$	Over 5 years ThUS\$	Current ThUS\$	Non-current ThUS\$			
91,806,000-6	Abastible S.A. - Chile	CLP	Miscellaneous-Chile	456	1,523	4,036	2,018	-	1,979	6,054	5.52%	5.52%	Monthly
91,806,000-6	Abastible S.A. - Chile	CLP	Miscellaneous-Chile	507	1,191	3,189	3,193	6,372	1,698	12,754	3.54%	3.54%	Monthly
77,215,640-5	Administradora de Ventas al Detalle Ltda. - Chile	CLP	Banco BCI - Chile	9	28	61	-	-	37	61	3.52%	3.52%	Monthly
77,215,640-5	Administradora de Ventas al Detalle Ltda. - Chile	CLP	Banco BCI - Chile	33	103	241	-	-	136	241	4.31%	4.31%	Monthly
85,840,100-3	Cia. de Servicios Industriales Ltda. - Chile	CLP	Banco BCI - Chile	512	1,471	3,024	92	-	1,983	3,116	1.94%	2.00%	Monthly
85,840,100-3	Cia. de Servicios Industriales Ltda. - Chile	CLP	Banco Estado - Chile	16	47	37	-	-	63	37	0.55%	0.56%	Monthly
85,840,100-3	Cia. de Servicios Industriales Ltda. - Chile	CLP	Banco de Chile - Chile	64	198	579	633	-	262	1,212	3.40%	3.64%	Monthly
99,520,000-7	Compañía de Petróleos de Chile Copec S.A. - Chile	CLP	Banco BCI - Chile	1	3	2	-	-	4	2	1.53%	1.53%	Monthly
99,520,000-7	Compañía de Petróleos de Chile Copec S.A. - Chile	CLP	Banco Estado - Chile	23	72	199	213	479	95	891	2.25%	2.25%	Monthly
99,520,000-7	Compañía de Petróleos de Chile Copec S.A. - Chile	CLP	Banco de Chile - Chile	893	2,717	7,530	7,963	31,655	3,610	47,148	1.95%	1.95%	Monthly
99,520,000-7	Compañía de Petróleos de Chile Copec S.A. - Chile	CLP	Other property, plant and equipment	12,856	35,518	63,699	58,595	222,527	48,374	344,821	0.00%	0.00%	Monthly
-	Duragas S.A. - Ecuador	USD	Miscellaneous-Ecuador	-	2	-	-	-	2	6	8.81%	8.81%	Monthly
-	Mapco Express, Inc - USA	USD	Giddens, Elmo - USA	36	107	252	-	-	143	252	8.81%	8.81%	Monthly
-	Nortesantandereana de Gas S.A.E.S.P - Colombia	COP	Miscellaneous-Colombia	141	537	730	689	-	678	1,419	9.77%	9.36%	Monthly
-	Organización Terpel S.A. - Colombia	COP	Bancolombia - Colombia	351	695	305	-	-	1,046	305	0.60%	0.60%	Monthly
-	Organización Terpel S.A. - Colombia	COP	Vinder SAS - Colombia	9	30	108	108	2,783	39	2,999	1.00%	1.00%	Monthly
-	Solgas S.A. - Peru	USD	Miscellaneous-Peru	501	1,141	1,940	1,940	-	1,642	3,880	6.80%	6.80%	Monthly
79,904,920-1	Transportes de Combustibles Chile Ltda. - Chile	CLP	Banco de Chile - Chile	76	161	66	-	-	237	66	2.80%	2.76%	Monthly
79,904,920-1	Transportes de Combustibles Chile Ltda. - Chile	CLP	Banco BCI - Chile	653	1,835	1,676	1,003	-	2,488	2,679	1.30%	1.30%	Monthly
79,904,920-1	Transportes de Combustibles Chile Ltda. - Chile	CLP	Banco Scotiabank - Chile	272	789	1,054	381	25	1,061	1,460	1.60%	1.60%	Monthly
<b>Total finance leases</b>				<b>17,409</b>	<b>48,168</b>	<b>88,734</b>	<b>76,828</b>	<b>263,841</b>	<b>65,577</b>	<b>429,403</b>			

As of December 31, 2020				Maturities					Total		Effective rate	Nominal rate	Repayment Terms
Debtor ID number	Debtor name	Currency	Creditor name Loan or Lease	1 - 3 months ThUS\$	3 - 12 months ThUS\$	1 - 3 years ThUS\$	3 - 5 years ThUS\$	Over 5 years ThUS\$	Current ThUS\$	Non-current ThUS\$			
91,806,000-6	Abastible S.A. - Chile	CLP	Miscellaneous-Chile	475	1,470	3,468	3,199	9,558	1,945	16,225	5.52%	5.52%	Monthly
91,806,000-6	Abastible S.A. - Chile	CLP	Miscellaneous-Chile	267	801	2,046	1,024	-	1,068	3,070	3.54%	3.54%	Monthly
77,215,640-5	Administradora de Ventas al Detalle Ltda. - Chile	CLP	Banco BCI - Chile	43	117	-	-	-	160	-	4.48%	4.48%	Monthly
85,840,100-3	Cia. de Servicios Industriales Ltda. - Chile	CLP	Banco BCI - Chile	495	1,561	3,468	1,096	-	2,056	4,564	1.94%	2.00%	Monthly
85,840,100-3	Cia. de Servicios Industriales Ltda. - Chile	CLP	Banco Estado - Chile	18	55	118	-	-	73	118	0.55%	0.56%	Monthly
99,520,000-7	Compañía de Petróleos de Chile Copec S.A. - Chile	CLP	Banco BCI - Chile	1	4	7	-	-	5	7	1.53%	1.53%	Monthly
99,520,000-7	Compañía de Petróleos de Chile Copec S.A. - Chile	CLP	Banco Estado - Chile	25	77	215	230	655	102	1,100	2.25%	2.25%	Monthly
99,520,000-7	Compañía de Petróleos de Chile Copec S.A. - Chile	CLP	Banco de Chile - Chile	968	2,944	8,160	8,629	39,777	3,912	56,566	1.95%	1.95%	Monthly
99,520,000-7	Compañía de Petróleos de Chile Copec S.A. - Chile	CLP	Other property, plant and equipment	12,474	36,264	65,625	60,103	254,657	48,738	380,385	0.00%	0.00%	Monthly
-	Duragas S.A. - Ecuador	USD	Miscellaneous-Ecuador	3	9	7	-	-	12	7	8.81%	8.81%	Monthly
-	Mapco Express, Inc - USA	USD	Certegy Check Services/Fis - USA	6	11	-	-	-	17	-	2.14%	2.14%	Monthly
-	Mapco Express, Inc - USA	USD	Giddens, Elmo - USA	36	107	286	109	-	143	395	8.81%	8.81%	Monthly
-	Mapco Express, Inc - USA	USD	Regions Equipment Finance - USA	38	51	-	-	-	89	-	2.99%	2.99%	Monthly
-	Nortesantandereana de Gas S.A.E.S.P - Colombia	COP	Miscellaneous-Colombia	196	589	807	840	-	785	1,647	9.77%	9.36%	Monthly
-	Organización Terpel S.A. - Colombia	COP	Bancolombia - Colombia	512	1,584	784	784	-	2,096	1,568	0.66%	0.66%	Monthly
-	Organización Terpel S.A. - Colombia	COP	Vinder SAS - Colombia	10	31	148	148	3,228	41	3,524	1.00%	1.00%	Monthly
-	Solgas S.A. - Peru	USD	Miscellaneous-Peru	394	1,242	2,223	2,223	242	1,636	4,688	6.80%	6.80%	Monthly
79,904,920-1	Transportes de Combustibles Chile Ltda. - Chile	CLP	Banco de Chile - Chile	90	275	354	-	-	365	354	2.80%	2.76%	Monthly
79,904,920-1	Transportes de Combustibles Chile Ltda. - Chile	CLP	Banco BCI - Chile	544	1,658	2,773	200	20	2,202	2,993	1.30%	1.30%	Monthly
79,904,920-1	Transportes de Combustibles Chile Ltda. - Chile	CLP	Banco Scotiabank - Chile	94	659	1,754	354	31	753	2,139	1.60%	1.60%	Monthly
<b>Total finance leases</b>				<b>16,689</b>	<b>49,509</b>	<b>92,243</b>	<b>78,939</b>	<b>308,168</b>	<b>66,198</b>	<b>479,350</b>			

**Finance leases**  
**Forestry sector**

As of December 31, 2021			Maturities					Total		Effective rate	Nominal rate	Repayment Terms	
Debtor ID number	Debtor name	Currency	Creditor name Loan or Lease	1 - 3 months ThUS\$	3 - 12 months ThUS\$	1 - 3 years ThUS\$	3 - 5 years ThUS\$	Over 5 years ThUS\$	Current ThUS\$				Non-current ThUS\$
-	Arauco Argentina S.A. - Argentina	USD	Buildings and construction	51	48	-	-	-	99	-	0.00%	0.00%	Monthly
-	Arauco Argentina S.A. - Argentina	USD	IT Equipment	13	22	-	-	-	35	-	0.00%	0.00%	Monthly
-	Arauco Argentina S.A. - Argentina	USD	Plant and equipment	347	1,040	1,670	-	-	1,387	1,670	0.00%	0.00%	Monthly
-	Arauco Argentina S.A. - Argentina	USD	Motor vehicles	519	1,286	2,339	-	-	1,805	2,339	0.00%	0.00%	Monthly
-	Arauco Canada Limited - Canada	CAN	Buildings and construction	9	-	-	-	-	9	-	0.00%	0.00%	Monthly
-	Arauco Canada Limited - Canada	CAN	Motor vehicles	14	43	119	-	-	57	119	0.00%	0.00%	Monthly
-	Arauco Colombia S.A. - Colombia	USD	Buildings and construction	6	45	-	-	-	51	-	0.00%	0.01%	Monthly
-	Arauco Do Brasil S.A. - Brazil	BRL	Buildings and construction	49	199	192	-	-	248	192	0.00%	0.00%	Monthly
-	Arauco Do Brasil S.A. - Brazil	BRL	IT Equipment	23	73	44	-	-	96	44	0.00%	0.00%	Monthly
-	Arauco Do Brasil S.A. - Brazil	BRL	Motor vehicles	94	221	-	-	-	315	-	0.00%	0.00%	Monthly
-	Arauco Europe Cooperatief U.A. - Holland	€	Motor vehicles	5	16	31	3	-	21	34	0.00%	0.00%	Monthly
-	Arauco Europe Cooperatief U.A. - Holland	€	Buildings and construction	37	56	143	-	-	93	143	0.00%	0.00%	Monthly
-	Arauco Florestal Arapoti S.A. - Brazil	BRL	IT Equipment	2	3	-	-	-	5	-	0.00%	0.00%	Monthly
-	Arauco Forest Brasil S.A. - Brazil	BRL	IT Equipment	5	10	1	-	-	15	1	0.00%	0.00%	Monthly
-	Arauco Forest Brasil S.A. - Brazil	BRL	Land	1,038	3,113	8,298	8,298	2,768	4,151	19,364	0.00%	0.00%	Monthly
-	Arauco Industria de México, S.A. de C.V. - Mexico	MXN	Motor vehicles	11	39	104	8	-	50	112	0.00%	0.00%	Monthly
-	Arauco Industria de México, S.A. de C.V. - Mexico	USD	Plant and equipment	98	33	-	-	-	131	-	0.00%	0.00%	Monthly
-	Arauco Industria de México, S.A. de C.V. - Mexico	MXN	Land	1	3	8	-	-	4	8	0.00%	0.00%	Monthly
-	Arauco Industria de Paineis S.A. - Brazil	BRL	Other property, plant and equipment	3	4	-	-	-	7	-	0.00%	0.00%	Monthly
-	Arauco Industria de Paineis S.A. - Brazil	BRL	Facilities, fixtures and fittings	9	27	24	-	-	36	24	0.00%	0.00%	Monthly
-	Arauco Industria de Paineis S.A. - Brazil	BRL	IT Equipment	13	24	1	-	-	37	1	0.00%	0.00%	Monthly
-	Arauco Industria de Paineis S.A. - Brazil	BRL	Motor vehicles	110	54	-	-	-	164	-	0.00%	0.00%	Monthly
-	Arauco North America, Inc. - USA	USD	Buildings and construction	271	864	2,519	2,786	1,775	1,135	7,080	0.00%	0.00%	Monthly
-	Arauco North America, Inc. - USA	USD	Motor vehicles	40	204	241	-	-	244	241	0.00%	0.00%	Monthly
-	Araucocomex S.A. de C.V. - Mexico	MXN	Buildings and construction	321	1,003	2,210	-	-	1,324	2,210	0.00%	0.00%	Monthly
-	Araucocomex S.A. de C.V. - Mexico	USD	Buildings and construction	27	84	97	-	-	111	97	0.00%	0.00%	Monthly
-	Araucocomex Servicios S.A. de C.V. - Mexico	MXN	Motor vehicles	-	-	31	23	-	-	54	0.00%	0.00%	Monthly
-	Araucocomex Servicios S.A. de C.V. - Mexico	MXN	Buildings and construction	-	1	184	114	-	1	298	0.00%	0.00%	Monthly
93,458,000-1	Celulosa Arauco y Constitución S.A. - Chile	CLP	Buildings and construction	389	1,139	3,036	3,036	3,036	1,528	9,108	4.65%	4.65%	Monthly
93,458,000-1	Celulosa Arauco y Constitución S.A. - Chile	CLP	Motor vehicles	146	395	407	103	-	541	510	4.95%	4.95%	Monthly
93,458,000-1	Celulosa Arauco y Constitución S.A. - Chile	CLP	Buildings and construction	15	46	15	-	-	61	15	4.66%	4.66%	Monthly
93,458,000-1	Celulosa Arauco y Constitución S.A. - Chile	CLP	Motor vehicles	4,255	12,764	5,896	-	-	17,019	5,896	4.82%	4.82%	Monthly
93,458,000-1	Celulosa Arauco y Constitución S.A. - Chile	USD	Motor vehicles	31	-	-	-	-	31	-	3.83%	3.83%	Monthly
-	Celulosa y Energía Punta Pereira - Uruguay	USD	Plant and equipment	148	445	1,186	1,186	7,147	593	9,519	0.04%	0.04%	Monthly
-	Eufores S.A. - Uruguay	USD	Land	1,070	3,211	12,320	10,714	35,766	4,281	58,800	0.04%	0.04%	Monthly
-	Eufores S.A. - Uruguay	USD	Plant and equipment	306	917	2,446	2,444	1,221	1,223	6,111	0.04%	0.04%	Monthly
-	Eufores S.A. - Uruguay	USD	Buildings and construction	70	210	207	-	-	280	207	0.04%	0.04%	Monthly
85,805,200-9	Forestal Arauco S.A. - Chile	CLP	Motor vehicles	420	996	1,459	626	4	1,416	2,089	4.90%	4.90%	Monthly
85,805,200-9	Forestal Arauco S.A. - Chile	USD	Land	60	180	480	480	480	240	1,440	2.32%	2.32%	Monthly
85,805,200-9	Forestal Arauco S.A. - Chile	CLP	Plant and equipment	550	633	-	-	-	1,183	-	0.00%	0.00%	Monthly
85,805,200-9	Forestal Arauco S.A. - Chile	CLP	Plant and equipment	32	96	64	-	-	128	64	0.00%	0.00%	Monthly
85,805,200-9	Forestal Arauco S.A. - Chile	CLP	Other property, plant and equipment	1,050	2,177	621	749	-	3,227	1,370	1.97%	1.97%	Monthly
85,805,200-9	Forestal Arauco S.A. - Chile	CLP	Other property, plant and equipment	91	132	244	481	-	223	725	5.35%	5.35%	Monthly
79,990,550-7	Investigaciones Forestales Bioforest S.A. - Chile	CLP	Motor vehicles	8	25	24	-	-	33	24	4.58%	4.58%	Monthly
96,510,970-6	Maderas Arauco S.A. - Chile	CLP	Motor vehicles	2,795	7,925	4,915	-	-	10,720	4,915	4.72%	4.72%	Monthly
96,510,970-6	Maderas Arauco S.A. - Chile	CLP	Motor vehicles	85	224	119	7	-	309	126	4.80%	4.80%	Monthly
96,637,330-K	Servicios Logísticos Arauco S.A. - Chile	CLP	Motor vehicles	17	46	15	-	-	63	15	4.60%	4.60%	Monthly
<b>Total finance leases</b>				<b>14,654</b>	<b>40,076</b>	<b>51,710</b>	<b>31,058</b>	<b>52,197</b>	<b>54,730</b>	<b>134,965</b>			



**Finance leases**  
**Forestry sector**

As of December 31, 2020				Maturities					Total		Effective rate	Nominal rate	Repayment Terms
Debtor ID number	Debtor name	Currency	Creditor name Loan or Lease	1 - 3 months ThUS\$	3 - 12 months ThUS\$	1 - 3 years ThUS\$	3 - 5 years ThUS\$	Over 5 years ThUS\$	Current ThUS\$	Non-current ThUS\$			
-	Arauco Argentina S.A. - Argentina	USD	Buildings and construction	116	334	34	-	-	450	34	0.00%	0.00%	Monthly
-	Arauco Argentina S.A. - Argentina	USD	IT Equipment	13	39	35	-	-	52	35	0.00%	0.00%	Monthly
-	Arauco Argentina S.A. - Argentina	USD	Plant and equipment	347	1,040	2,388	668	-	1,387	3,056	0.00%	0.00%	Monthly
-	Arauco Argentina S.A. - Argentina	USD	Motor vehicles	744	2,316	3,393	750	-	3,060	4,143	0.00%	0.00%	Monthly
-	Arauco Canada Limited - Canada	CAN	Buildings and construction	25	78	9	-	-	103	9	0.00%	0.00%	Monthly
-	Arauco Canada Limited - Canada	CAN	Motor vehicles	13	41	148	34	-	54	182	0.00%	0.00%	Monthly
-	Arauco Colombia S.A. - Colombia	USD	Buildings and construction	10	-	-	-	-	10	-	3.18%	3.18%	Monthly
-	Arauco Colombia S.A. - Colombia	USD	Facilities, fixtures and fittings	137	411	-	-	-	548	-	3.56%	3.56%	Monthly
-	Arauco Do Brasil S.A. - Brazil	BRL	Buildings and construction	75	226	602	75	-	301	677	0.00%	0.00%	Monthly
-	Arauco Do Brasil S.A. - Brazil	BRL	IT Equipment	34	64	52	-	-	98	52	0.00%	0.00%	Monthly
-	Arauco Do Brasil S.A. - Brazil	BRL	Motor vehicles	84	252	408	-	-	336	408	0.00%	0.00%	Monthly
-	Arauco Europe Cooperatief U.A. - Holland	€	Motor vehicles	8	12	21	-	-	20	21	0.00%	0.00%	Monthly
-	Arauco Europe Cooperatief U.A. - Holland	€	Buildings and construction	17	52	156	88	-	69	244	0.00%	0.00%	Monthly
-	Arauco Florestal Arapoti S.A. - Brazil	BRL	IT Equipment	5	8	5	-	-	13	5	0.00%	0.00%	Monthly
-	Arauco Forest Brasil S.A. - Brazil	BRL	IT Equipment	7	17	18	-	-	24	18	0.00%	0.00%	Monthly
-	Arauco Forest Brasil S.A. - Brazil	BRL	Land	676	2,027	5,178	5,404	4,728	2,703	15,310	0.00%	0.00%	Monthly
-	Arauco Industria de México, S.A. de C.V. - Mexico	MXN	Plant and equipment	261	-	-	-	-	261	-	0.00%	0.00%	Monthly
-	Arauco Industria de México, S.A. de C.V. - Mexico	USD	Plant and equipment	94	288	131	-	-	382	131	0.00%	0.00%	Monthly
-	Arauco Industria de Paineis S.A. - Brazil	BRL	Other property, plant and equipment	3	10	8	-	-	13	8	0.00%	0.00%	Monthly
-	Arauco Industria de Paineis S.A. - Brazil	BRL	IT Equipment	14	42	39	-	-	56	39	0.00%	0.00%	Monthly
-	Arauco Industria de Paineis S.A. - Brazil	BRL	Motor vehicles	118	355	177	-	-	473	177	0.00%	0.00%	Monthly
-	Arauco North America, Inc. - USA	USD	Buildings and construction	267	822	2,441	3,007	3,275	1,089	8,723	0.00%	0.00%	Monthly
-	Arauco North America, Inc. - USA	USD	Motor vehicles	38	118	385	123	-	156	508	0.00%	0.00%	Monthly
-	Araucocomex S.A. de C.V. - Mexico	MXN	Buildings and construction	26	80	210	-	-	106	210	0.00%	0.00%	Monthly
-	Araucocomex S.A. de C.V. - Mexico	USD	Buildings and construction	358	970	4,110	1,815	-	1,328	5,925	0.00%	0.00%	Monthly
-	Araucocomex Servicios S.A. de C.V. - Mexico	MXN	Motor vehicles	20	59	17	-	-	79	17	0.00%	0.00%	Monthly
93,458,000-1	Celulosa Arauco y Constitución S.A. - Chile	CLP	Buildings and construction	428	1,283	2,767	-	-	1,711	2,767	4.65%	4.65%	Monthly
93,458,000-1	Celulosa Arauco y Constitución S.A. - Chile	CLP	Motor vehicles	197	527	915	229	27	724	1,171	4.95%	4.95%	Monthly
93,458,000-1	Celulosa Arauco y Constitución S.A. - Chile	CLP	Buildings and construction	18	55	92	-	-	73	92	4.66%	4.66%	Monthly
93,458,000-1	Celulosa Arauco y Constitución S.A. - Chile	USD	Plant and equipment	1,612	-	-	-	-	1,612	-	3.56%	3.56%	Monthly
93,458,000-1	Celulosa Arauco y Constitución S.A. - Chile	CLP	Motor vehicles	5,055	15,165	27,225	-	-	20,220	27,225	4.82%	4.82%	Monthly
93,458,000-1	Celulosa Arauco y Constitución S.A. - Chile	USD	Motor vehicles	45	136	30	-	-	181	30	3.83%	3.83%	Monthly
-	Celulosa y Energía Punta Pereira - Uruguay	USD	Plant and equipment	139	418	767	768	7,094	557	8,629	0.04%	0.04%	Monthly
-	Eufores S.A. - Uruguay	USD	Land	975	2,980	11,293	10,064	32,721	3,955	54,078	0.00%	0.00%	Monthly
-	Eufores S.A. - Uruguay	USD	Plant and equipment	306	917	2,444	2,444	2,445	1,223	7,333	0.04%	0.04%	Monthly
-	Eufores S.A. - Uruguay	USD	Buildings and construction	70	210	234	49	-	280	283	0.04%	0.04%	Monthly
85,805,200-9	Forestal Arauco S.A. - Chile	COP	Motor vehicles	527	1,563	2,635	1,000	271	2,090	3,906	4.90%	4.90%	Monthly
85,805,200-9	Forestal Arauco S.A. - Chile	COP	Plant and equipment	1,511	2,005	1,451	-	-	3,516	1,451	0.00%	0.00%	Monthly
85,805,200-9	Forestal Arauco S.A. - Chile	COP	Plant and equipment	384	259	229	-	-	643	229	0.00%	0.00%	Monthly
85,805,200-9	Forestal Arauco S.A. - Chile	CLP	Other property, plant and equipment	1,518	3,812	4,505	-	-	5,330	4,505	1.97%	1.97%	Monthly
85,805,200-9	Forestal Arauco S.A. - Chile	CLP	Other property, plant and equipment	72	217	120	-	-	289	120	5.35%	5.35%	Monthly
79,990,550-7	Investigaciones Forestales Bioforest S.A. - Chile	CLP	Motor vehicles	21	40	59	5	-	61	64	0.00%	0.00%	Monthly
96,510,970-6	Maderas Arauco S.A. - Chile	CLP	Motor vehicles	3,906	10,298	18,576	-	-	14,204	18,576	4.72%	4.72%	Monthly
96,510,970-6	Maderas Arauco S.A. - Chile	CLP	Motor vehicles	125	322	450	34	2	447	486	4.80%	4.80%	Monthly
96,637,330-K	Servicios Logísticos Arauco S.A. - Chile	CLP	Motor vehicles	24	62	86	-	-	86	86	4.60%	4.60%	Monthly
<b>Total finance leases</b>				<b>20,443</b>	<b>49,930</b>	<b>93,843</b>	<b>26,557</b>	<b>50,563</b>	<b>70,373</b>	<b>170,963</b>			

**Finance leases**

**Other sectors**

As of December 31, 2021				Maturities					Total		Effective rate	Nominal rate	Repayment Terms
Debtor ID number	Debtor name	Currency	Creditor name Loan or Lease	1 - 3 months ThUS\$	3 - 12 months ThUS\$	1 - 3 years ThUS\$	3 - 5 years ThUS\$	Over 5 years ThUS\$	Current ThUS\$	Non-current ThUS\$			
96,929,960-7	Orizon S.A. - Chile	USD	Arrendadora de vehiculos S.A. - Chile	64	116	-	-	-	180	-	1.96%	1.96%	Monthly
<b>Total finance leases</b>				<b>64</b>	<b>116</b>	<b>-</b>	<b>-</b>	<b>-</b>	<b>180</b>	<b>-</b>			

As of December 31, 2020				Maturities					Total		Effective rate	Nominal rate	Repayment Terms
Debtor ID number	Debtor name	Currency	Creditor name Loan or Lease	1 - 3 months ThUS\$	3 - 12 months ThUS\$	1 - 3 years ThUS\$	3 - 5 years ThUS\$	Over 5 years ThUS\$	Current ThUS\$	Non-current ThUS\$			
96,929,960-7	Orizon S.A. - Chile	USD	Arrendadora de vehiculos S.A. - Chile	58	195	204	-	-	253	204	1.96%	1.96%	Monthly
<b>Total finance leases</b>				<b>58</b>	<b>195</b>	<b>204</b>	<b>-</b>	<b>-</b>	<b>253</b>	<b>204</b>			



The aforementioned maturities include interest to be paid in each period.

Changes in obligations from financial activities were as follows:

	Opening balance 01.01.2021 ThUS\$	Flow			Accrued interest ThUS\$	Indexation Exchange dif. ThUS\$	Others ThUS\$	Closing balance 12.31.2021 ThUS\$
		New Loans ThUS\$	Loans Repaid ThUS\$	Interest Paid ThUS\$				
Bank loans	2,943,256	587,124	(802,806)	(46,747)	96,892	(146,498)	(35,874)	2,595,347
Leasing liabilities	758,357	0	(140,722)	(24,936)	31,031	3,136	33,040	659,906
Hedging liabilities	94,865	0	(25,316)	(43,411)	29,059	(14,262)	278,272	319,207
Bonds and promissory notes	6,031,628	0	(311,008)	(270,144)	259,783	(234,564)	14,134	5,489,829
<b>Total</b>	<b>9,828,106</b>	<b>587,124</b>	<b>(1,279,852)</b>	<b>(385,238)</b>	<b>416,765</b>	<b>(392,188)</b>	<b>289,572</b>	<b>9,064,289</b>

	Opening balance 01.01.2020 ThUS\$	Restated opening balance ThUS\$	Flow			Accrued interest ThUS\$	Indexation Exchange dif. ThUS\$	Others ThUS\$	Closing balance 12.31.2020 ThUS\$
			New Loans ThUS\$	Loans Repaid ThUS\$	Interest Paid ThUS\$				
Bank loans	2,256,568	2,256,568	1,526,772	(1,037,564)	(76,134)	103,914	35,059	134,641	2,943,256
Leasing liabilities	787,932	787,932	0	(138,379)	(12,983)	31,121	70,650	20,016	758,357
Hedging liabilities	158,847	158,847	0	(37,127)	(32,993)	33,639	21,765	(49,266)	94,865
Bonds and promissory notes	6,069,355	6,069,355	131,457	(283,318)	(269,721)	240,710	120,019	23,116	6,031,618
<b>Total</b>	<b>9,272,702</b>	<b>9,272,702</b>	<b>1,658,229</b>	<b>(1,496,388)</b>	<b>(391,831)</b>	<b>409,384</b>	<b>247,493</b>	<b>128,507</b>	<b>9,828,096</b>

As of December 31, 2021, the Parent Company Empresas Copec S.A. and the subsidiaries Celulosa Arauco y Constitución S.A. and Copec S.A. hold 94.9% of the Company's consolidated financial borrowing, which is as follows:

	Amortized Cost		Fair Value	
	12.31.2021 ThUS\$	12.31.2020 ThUS\$	12.31.2021 ThUS\$	12.31.2020 ThUS\$
Bonds issued in USD	3,391,793	3,519,017	3,161,062	3,970,081
Bonds issued in UF	2,024,658	2,409,188	2,052,222	2,687,475
Bonds issued in COP	20,861	2,857	20,861	2,857
Bonds issued in CLP	52,517	100,556	52,517	100,556
Bank loans in USD	1,716,217	2,114,619	1,724,873	2,143,501
Bank loans in other currencies	879,130	828,637	907,543	872,726
Finance leases	659,906	758,357	659,906	758,357
Trade and other payables	1,684,455	1,432,958	1,684,455	1,432,958

The Parent Company and the subsidiaries Celulosa Arauco y Constitución S.A. and Copec S.A. are subject to the following financial restrictions:

Instrument	Amount as of 12.31.2021 ThUS\$	Amount as of 12.31.2020 ThUS\$	Interest coverage ≥ 2.0x	Borrowing ratio <sup>1</sup> ≤ 1.2x
Local bonds	2,098,036	2,512,601	N/A	√
Foreign bonds	3,391,793	3,519,017	Safeguards are not required	
Syndicated loan (a)	0	200,022	√	√
Banco Estado Syndicated Loan - Grayling (b)	270,214	300,121	√	√
BNP Paribas Bank ECA Loan (c)	509,540	531,181	√	√
International syndicated loan (d)	362,076	361,383	N/A	√
Syndicated loan (e)	499,556	498,823	N/A	N/A
Other loans (e)	321,097	387,792	Safeguards are not required	

N/A: Does not apply to the instrument

(1) Borrowing ratio (financial debt divided by equity plus non- controlling interests)

As of December 31, 2021, the risk ratings for debt instruments are as follows.

Instrument	Standard & Poor's	Fitch Ratings	Moody's	Feller Rate
<b>Empresas Copec</b>				
Local bonds	-	AA	-	AA
<b>Arauco</b>				
Local bonds	-	AA	-	AA
Foreign bonds	BBB-	BBB	Baa3	-
<b>Organización Terpel</b>				
Local bonds	-	AAA	-	-



## Syndicated loans

- a) The subsidiary Celulosa Arauco y Constitución S.A. received a 3 year syndicated loan on June 25, 2013. On September 28, 2015 it was extended to September 27, 2018 and was renovated for a further 5 years to September 27, 2023. The loan was arranged with The Bank of Nova Scotia (administrative agent and lead arranger), Banco del Estado de Chile - New York Branch and Sumitomo Mitsui Banking Corporation, and it was repaid during 2021.
- b) A 7 year loan disbursed over 2 years with repayments beginning in the fifth year was arranged through the North American subsidiary of Arauco, Arauco North America, Inc (formerly Flakeboard America Limited) on April 28, 2017. The value of the loan was ThUS\$ 270,214 as of December 31, 2021. It was agreed with The Bank of Nova Scotia (lead arranger), Banco del Estado de Chile - New York Branch (administrative agent) and Export Development Canada.
- c) On April 1, 2019, Arauco arranged an ECA (Export Credit Agency) loan with BNP Paribas Bank to finance the main MAPA project equipment. This loan carries a fixed interest rate of 1.06% and matures in December 2029.
- d) On August 27, 2020, Empresas Copec S.A. received an international loan of ThUS\$ 360,000 over a 3 year term from Credit Suisse AG, Mizuho Bank Ltd, MUFG Bank, Sumitomo Mitsui Banking Corporation and The Bank of Nova Scotia.
- e) Meanwhile, Copec S.A. and subsidiaries have international loans that mainly finance the acquisition of companies owned by Mobil Petroleum Overseas Company Ltd. and ExxonMobil Ecuador Holding B.V. The value of these loans was ThUS\$ 820,653 as of December 31, 2021, which include:
  - Financing signed on March 13, 2018 with The Bank of Nova Scotia and Export Development Canada for US\$ 150 million, with bullet maturity in March 2023, and interest at 180 day Libor plus spread.
  - An international loan with The Bank of Tokyo Mitsubishi UFJ, Ltd. was renewed on November 26, 2018 for US\$ 500 million, with bullet maturity in November 2023, and interest at 90-day Libor plus spread.

**Financial obligations and safeguards**

The consolidated financial debt totals ThUS\$ 9,064,289 as of December 31, 2021 (ThUS\$ 9,386,539 as of December 31, 2020). The group's subsidiaries must comply with the following indicators:

**i) Celulosa Arauco y Constitución S.A. (Unaudited)**

**Debt over consolidated equity  
as of December 31, 2021**

	ThUS\$
Consolidated debt	
+ Short-term debt	388,809
+ Long-term debt	5,192,484
<b>= Total Debt</b>	<b>5,581,293</b>
- Cash and cash equivalents:	(1,011,100)
<b>Consolidated debt</b>	<b>4,570,193</b>
<b>Consolidated equity</b>	<b>7,810,733</b>
<b>Debt over consolidated equity</b>	<b>0.59</b>
<b>Limit</b>	<b>1.2</b>

**Interest Coverage Ratio for the period  
as of December 31, 2021**

	ThUS\$
Consolidated EBITDA	
+ Net Income (loss)	1,031,599
+ Financial costs (including capitalized interest)	
Financial costs reflected in the income statement	219,982
Capitalized Interest	80,789
- Financial income	(33,499)
+ Income tax expense	402,914
+ Depreciation and amortization	492,704
- Gain on changes in the fair value of biological assets	(81,986)
+ Harvested crop cost at fair value	342,701
- Other	113,674
- Exchange differences	5,281
<b>= Consolidated EBITDA</b>	<b>2,574,159</b>
Consolidated interest expense	
+ Financial costs (including capitalized interest)	300,771
- Financial income	(33,499)
<b>= Net consolidated Interest expense</b>	<b>267,272</b>
<b>Interest coverage ratio</b>	<b>9.6</b>
<b>Minimum interest coverage ratio</b>	<b>2.0</b>



ii) **Copec S.A. (Unaudited)****Debt over consolidated equity  
as of December 31, 2021**

	MCh\$
Total Debt	
All obligations on borrowed funds	1,578,041
+ Bond obligations	0
+ Notes or similar instruments	0
+ Debt guarantees from third parties	0
+ Finance lease obligations	0
+ Securitization of amounts that appear as financial debt	0
+ Debt with Empresas Copec	289,297
- Cash and cash equivalents	(336,769)
- Hedging financial assets, financial liabilities offset by hedges included in financial liabilities	(123,548)
- IFRS 16 adjustments	(335,858)
<b>= Total Debt</b>	<b>1,071,163</b>
<b>Equity including increase (decrease) in goodwill</b>	<b>1,671,305</b>
<b>Debt / Equity</b>	<b>0.64</b>
<b>Limit</b>	<b>1.4</b>

**Interest Coverage Ratio for the period  
as of December 31, 2021**

	MCh\$
EBITDA	
+ Gross margin	1,157,630
+ Distribution costs	(301,370)
+ Administrative costs	(327,203)
+ Administration costs, IFRS 16 adjustments	(6,710)
+ Depreciation	151,390
- Depreciation, IFRS 16 adjustments	(46,644)
+ Amortization	36,179
+ Dividends received from non-consolidated subsidiaries	10,265
<b>= EBITDA</b>	<b>673,537</b>
Interest expense	
+ Financial costs	78,820
+ Financial costs, IFRS 16 adjustments	(13,986)
- Financial income	(4,920)
<b>Net interest expense</b>	<b>59,914</b>
<b>Interest coverage ratio</b>	<b>11.24</b>
<b>Minimum interest coverage ratio</b>	<b>2.0</b>

iii) **Empresas Copec S.A. (Unaudited)****Debt over consolidated equity  
as of December 31, 2021**

	ThUS\$
Consolidated financial debt	
+ Other financial liabilities, current	579,194
+ Other financial liabilities, non-current	7,825,189
+ Lease liabilities, current and non-current	659,906
+ Third-party guarantees	204,490
<b>= Total consolidated financial debt and guarantees</b>	<b>9,268,779</b>
Cash on hand	
+ Cash and cash equivalents	1,667,603
+ Other financial assets, current	185,644
- Derivative financial instruments:	
Forwards	0
Swaps	(25,858)
<b>= Total Cash</b>	<b>1,827,389</b>
<b>Net Debt</b>	<b>7,441,390</b>
Consolidated equity	
+ Non-controlling interests	461,165
+ Equity attributable to owners of the parent company	11,000,494
<b>= Consolidated Equity</b>	<b>11,461,659</b>
<b>Borrowing ratio</b>	<b>0.65</b>
<b>Limit</b>	<b>1.2</b>

**Consolidated net tangible assets  
as of December 31, 2021**

	ThUS\$
+ Total issuer's assets	25,612,848
- Intangible assets other than goodwill	(692,287)
- Goodwill	(389,719)
- Total current liabilities	(3,368,637)
+ Short-term portion of long-term obligations with banks and financial institutions	243,918
+ Short-term bond obligations	40,026
<b>Total Consolidated Net Tangible Assets</b>	<b>21,446,149</b>

In addition to the financial restrictions mentioned above, some loans have restrictions on liens and dividends.



### Consolidated Net Tangible Assets

In accordance with the provisions of Chapter VIII, Clause Twenty Five of the bond issue contracts between Empresas Copec S.A. and Banco Santander Chile, agreed on November 2, 2009, under Registries 21,222-2009 and 21,123-2009, as amended, and in accordance with the provisions of Chapter VII, Clause Twenty Four of the bond issue contracts between Empresas Copec S.A. and Banco Santander Chile, agreed on September 9, 2014, under Registries 28,648-2014 and 28,649-2014, as amended, we report that as of December 31, 2021, the concepts identified in subsections /a/ and /b/ of the definition of consolidated net tangible assets were ThUS\$ 243,918 and ThUS\$ 40,026, respectively (ThUS\$ 297,379 and ThUS\$ 113,948 as of December 31, 2020). In accordance with the provisions of Chapter III, Clause Ten of the contracts in Registries 21,122-2009 and 21,123-2009, and the provisions of Chapter III, Clause Nine of the contracts in Registries 28,648-2009 and 21,649-2009, we report that as of December 31, 2021 and 2020 Empresas Copec S.A. has complied with its obligations under these contracts, in particular with regard to the financial indicator defined in subsection /c/ of these clauses.

The calculation of the indebtedness ratio is as follows:

	12.31.2021 ThUS\$	12.31.2020 ThUS\$
Total consolidated financial debt	9,064,289	9,386,539
Total Cash	1,827,357	2,339,179
<b>(A) Net debt (Total financial debt - Total cash)</b>	<b>7,236,932</b>	<b>7,047,360</b>
<b>(B) Consolidated equity</b>	<b>11,000,494</b>	<b>11,060,470</b>
<b>Borrowing ratio = (A) / (B)</b>	<b>0.66</b>	<b>0.64</b>
<b>Limit allowed</b>	<b>1.20</b>	<b>1.20</b>

### 3.5 Other Financial Liabilities at Fair Value Through Profit And Loss

The Group has the following financial liabilities at fair value through profit and loss:

	12.31.2021 ThUS\$	12.31.2020 ThUS\$
Swaps	315,683	83,272
Forwards	3,524	11,593
<b>Total</b>	<b>319,207</b>	<b>94,865</b>

Financial liabilities at fair value through profit and loss include both liabilities designated as such upon initial recognition and liabilities classified as tradable. Tradable liabilities and derivatives that are financial liabilities are valued at fair value. Gains and losses are recorded in the statement of net income.

This liability is included under “Current and non-current other financial liabilities”.

### 3.6 Fair Value Hierarchy

The financial assets and liabilities that have been recognized at fair value in the consolidated statement of financial position as of December 31, 2021 and 2020 have been measured using methods described in IFRS 13. These methods have been applied to each class of financial instruments and are classified by hierarchy as follows:

- Level I: Values or prices in active markets for identical assets and liabilities.
- Level II: Information from sources other than the market prices in Level I, but observable in the market for those assets and liabilities, whether directly (prices) or indirectly (obtained on the basis of prices).
- Level III: Information on assets or liabilities that is not based on observable market data.

	Fair Value	Measurement Method		
	December 2021 ThUS\$	Level I ThUS\$	Level II ThUS\$	Level III ThUS\$
<b>Financial assets at fair value</b>				
Investment Swap (asset)	154,383	0	154,383	0
Forwards	25,858	0	25,858	0
Mutual funds	408,138	408,138	0	0
Other financial assets at fair value	11,991	11,991	0	0
Fixed income instruments	151,731	151,731	0	0
<b>Financial liabilities at fair value</b>				
Investment Swap (liability)	315,683	0	315,683	0
Forward (liability)	3,524	0	3,524	0

	Fair Value	Measurement Method		
	December 2020 ThUS\$	Level I ThUS\$	Level II ThUS\$	Level III ThUS\$
<b>Financial assets at fair value</b>				
Investment Swap (asset)	67,677	0	67,677	0
Forwards	1,420	0	1,420	0
Mutual funds	614,835	614,835	0	0
Other financial assets at fair value	7,266	7,266	0	0
Fixed income instruments	189,089	189,089	0	0
<b>Financial liabilities at fair value</b>				
Investment Swap (liability)	83,272	0	83,272	0
Forward (liability)	11,593	0	11,593	0



### 3.7 Hedging Financial Instruments

Hedging financial instruments are cash flow hedges and are recorded in Other non-current financial assets and Other non-current financial liabilities depending on whether they are assets or liabilities.

The Parent Company Empresas Copec S.A. receives dividends from its fuel subsidiaries in Chilean pesos. However, it pays its shareholders dividends in US dollars (which are translated into Chilean pesos at the exchange rate prevailing 5 working days before the payment date). The Company mitigates this potential mismatching by entering into hedges through forward contracts with financial institutions. All the amounts receivable from its fuel subsidiaries as of December 31, 2021, with regard to dividends payable in May 2022 are hedged.

As of December 31, 2021 the market value of all the forwards expressed in US dollars at the exchange rate prevailing on the reporting date is ThUS\$ 1,578. (ThUS\$ 5,307 as of December 31, 2020).

Empresas Copec S.A. received an international loan during 2020 at a variable interest rate of a margin over 6 months Libor. The Company uses *swap* contract hedges with the banks MUFG, Mizuho and SMBC, to mitigate this interest rate risk. As of December 31, 2021, the market value of these hedging financial instruments was ThUS\$ 2,187 (ThUS\$ (1,485) as of December 31, 2020).

Empresas Copec contracted a *forward* derivative instrument in December 2020, to hedge the translation differences as a result of acquiring an interest in Metrogas S.A. As of December 31, 2021, the market value of these hedges was ThUS\$ 19,684 (ThUS\$ (379) as of December 31, 2020).

The subsidiary Arauco is exposed to changes in the US dollar exchange rate in order to meet its bond obligations denominated in other currencies, such as bonds issued in indexed Chilean pesos (UF).

Arauco mitigates this exchange rate risk by contracting cross currency swaps for the F, P, R, S, W and X series, with a market value of ThUS\$ (251,164) as of December 31, 2021.

Given that the subsidiary Celulosa Arauco y Constitución S.A. has a high percentage of its assets in US dollars and obligations in indexed Chilean pesos, it needs to minimize its exchange rate risk. The purpose of this swap position is to eliminate uncertainty related to the exchange rate by exchanging flows from obligations in indexed Chilean pesos from the bonds described above for flows in US dollars (Arauco's functional currency) at a fixed exchange rate determined at the contract's date of execution.

These hedging instruments can be classified as highly effective under hedge effectiveness testing in accordance with IFRS 9, and within an acceptable range for Arauco in order to eliminate exchange rate risks for commitments related to hedges.

Copec S.A. and its subsidiaries comply with its risk management policy by taking out derivative contracts on interest rates and exchange rates, and classifies its hedges as:

- Cash flow hedges: Those that hedge the cash flows of the hedged underlying item.
- Fair values hedges: Those that hedge the fair value of the hedged underlying item.
- Non hedge derivatives: Financial derivatives that do not meet the requirements established by IFRS to be designated as hedge instruments. They are recorded at fair value through profit and loss (assets held for sale).

The financial derivative contracts held by Copec S.A. as of December 31, 2021 and 2020 are as follows:

Financial derivative assets (liabilities)	12-31-2021	
	Fair value ThUS\$	Notional value ThUS\$
Interest rate hedges	(16,714)	0
Exchange rate hedges	143,972	655,938
Derivatives not treated as hedges	261	311,966
<b>Total</b>	<b>127,519</b>	<b>967,904</b>

Financial derivative assets (liabilities)	12-31-2020	
	Fair value ThUS\$	Notional value ThUS\$
Interest rate hedges	(38,762)	0
Exchange rate hedges	38,556	572,437
Derivatives not treated as hedges	(1,558)	147,596
<b>Total</b>	<b>(1,764)</b>	<b>720,033</b>



## NOTE 4. FINANCIAL RISK MANAGEMENT

- Financial risk factors:

The Group has businesses in various sectors related to natural resources and energy that operate through its subsidiaries and associates. The relevant risk factors vary depending on the type of business. Accordingly, the Management of each of the subsidiaries carries out its own risk management in collaboration with their respective business units.

As of December 31, 2021, the most important subsidiaries are Celulosa Arauco y Constitución S.A., which operates in the forestry sector, and Copec S.A., which operates in the fuel sector. Together these two companies represent approximately 87% of the Group's consolidated assets, 92% of EBITDA. Additionally, they represent around 94 % of receivables and 84 % of bonds and long-term financial borrowing. Together with the Parent Company, they represent 95% of consolidated investments.

Therefore, a significant portion of the risks faced by the Group lie within these three units. The specific risks that affect each unit are analyzed below.

### a) Risks associated with Empresas Copec S.A., the Parent Company

The risks of the Parent Company are fundamentally associated with its financial investments. These are exposed to a several risks, including interest rate risk and exchange rate risk and credit risk. Management provides written policies for the management of investments that establish the objectives of obtaining the maximum return for acceptable levels of risk, maintaining sufficient liquidity, and limiting exposure to the different types of risk. These policies identify the instruments that are allowed, and they establish limits by type of instrument, issuer and risk rating. In addition, they determine investment controls and procedures.

Risk management is managed by the finance department, which complies with the policies approved by Management, and receives advice from external experts. Part of the investment portfolio is managed by reputable managers, chosen in competitive processes under strict policies of diversification and limits to types of instrument, credit ratings, currencies and other criteria. These managers are in turn monitored by the Company's finance department and are subject to regular internal and external audits.

The financial instruments held by the Company have been categorized as cash or financial assets at fair value through profit and loss, as these instruments can be sold in the short term.

#### i) Interest rate risk

The assets affected by this risk are the Parent Company's financial investments, which in accordance with its investment policy, primarily consist of fixed-income instruments in the form of deposits, bonds, mortgage bonds,

fixed-income mutual funds and other similar items. The duration is used as a measurement of the sensitivity of the portfolio's value in the face of changes in market interest rates. Given that the market value of such instruments varies according to changes in interest rates, a limit on the aggregate duration of the portfolio has been set at two years. Currently, the aggregate portfolio has duration of 0.86 years.

The Parent Company has placed bonds in the local market, specifically the BECOP-C, BECOP-G, BECOP-H, BECOP-I and BECOP- K series. All of these bonds have been issued at fixed rates, thus mitigating the risk of movements in interest rates.

On August 27, 2020 Empresas Copec received an international loan of ThUS\$ 360,000 from a syndicate of foreign banks. This loan has a 3-year term and a bullet structure with semi-annual interest payments and repayment at maturity. The interest rate is variable at a margin over 6 months Libor. Interest Rate Swaps (IRS) were contracted for the notional value of the loan to mitigate movements in the Libor interest rate.

The table below shows the possible effects on pre-tax income of changes in the value of the Company's investment portfolio as a result of changes in interest rates:

<b>Aggregate term (years)</b>		<b>0.87</b>
<b>Total portfolio value (ThUS\$)</b>		<b>271,870</b>
<b>Interest rate sensitivity analysis</b>	<b>12-31-2021</b>	
<b>Change in Rate</b>	<b>Change in value</b>	<b>Total portfolio value</b>
%	ThUS\$	ThUS\$
2.0%	(4,709)	267,161
1.0%	(2,354)	269,516
0.5%	(1,177)	270,693
-0.5%	1,177	273,047
-1.0%	2,354	274,224
-2.0%	4,709	276,579

ii) Exchange rate risk

The Parent Company's investment policy authorizes it to invest in U.S. dollars and Chilean pesos in order to address possible cash requirements in these currencies, which would result from the needs of certain subsidiaries and associates, as well as new potential businesses in which the Parent Company may wish to participate. Such resources can be invested in local or international mutual funds, term deposits under third-party management, through a specific mandate.

Variations in the exchange rate affect the value of peso-denominated instruments when expressing them in US dollars. A depreciation of the Chilean peso would have a negative effect when expressing peso-denominated investments in US dollars, whereas an appreciation of the peso would have a positive effect



As of December 31, 2021, approximately 77% of the aggregate portfolio is denominated in US dollars and 23% in Chilean pesos and UF. The Company's objective is to achieve a portfolio with approximately 60% to 80% in US dollars, in accordance with its forecast investments. Temporary deviations may occur when certain investments require a higher proportion of a particular currency, which would be duly approved by the Board.

A table showing the possible effects on pre-tax income of changes in the value of the investment portfolio (measured in US dollars), as a result of fluctuations in the exchange rate, is presented below:

<b>Percentage of portfolio in Chilean pesos</b>		<b>22.3%</b>
<b>Total portfolio value (US\$)</b>		<b>271,870</b>
<b>Exchange rate sensitivity analysis</b>		
		<b>12-31-2021</b>
	<b>Change in exchange rate</b>	<b>Change in value</b>
	%	ThUS\$
		<b>Total portfolio value</b>
		ThUS\$
Depreciation	10.0%	(6,056)
	5.0%	(3,028)
Appreciation \$	-5.0%	3,028
	-10.0%	6,056

Additionally, the Company consolidates subsidiaries that perform their accounting in Chilean pesos, which is the case for Copec S.A., Abastible S.A. and Inmobiliaria Las Salinas Limitada, which record their financial information as described in Note 2.4 (c). The consolidated net income of Empresas Copec S.A. can be affected by movements in the exchange rate when the peso-denominated results of these subsidiaries are converted to US dollars. Likewise, subsidiaries such as Celulosa Arauco y Constitución S.A. and the subsidiaries in the fishing sector are also affected by movements in the exchange rate, as a portion of their operating costs are denominated in Chilean pesos.

The Parent Company has placed bonds in the local market from the C, G, H, I and K series. Although the nominal currency of these liabilities is mostly UF and differs from the US dollar, which is the Parent Company's functional currency, these bonds have been transferred to the fuels sector subsidiaries, whose functional currency is the Chilean peso, to eliminate consolidated exposure to this exchange risk. This transfer also eliminates all liquidity risk at the Parent level.

## iii) Credit risk

The financial investments held by the Parent Company consist predominantly of fixed-income instruments. In accordance with the investment policy, limits per issuer and limits on the categories of instrument have been established, depending on the risk rating of such issuers. In this regard, risk ratings must be issued by recognized local or international rating agencies.

The main counterparties as of December 31, 2021 and 2020 are detailed as follows:

Main counterparties	12.31.2021		12.31.2020	
	%	Value ThUS\$	%	Value ThUS\$
Banco ItauCorp	12.70%	34,406	10.10%	53,169
Banco Credit Suisse	10.70%	29,135	7.60%	36,201
Santander Mutual Funds	9.70%	26,502	6.90%	0
Banco BCI	7.10%	19,261	0.00%	52,943
JP Morgan NY	6.00%	16,275	10.10%	40,042
MUFG Bank New York	5.40%	14,801	0.00%	0
Itau Mutual Funds	3.70%	10,125	2.00%	10,690
The US Treasury	3.10%	8,456	3.00%	15,578
Bice Mutual Funds	3.00%	8,118	1.50%	10,634
Banco Chile	3.00%	8,147	6.10%	0
Banco Scotiabank	2.10%	5,587	0.00%	11,859
Scotiabank Mutual Funds	1.80%	4,875	2.30%	0
BCI Mutual Funds	1.80%	4,982	0.00%	0
Banchile Mutual Funds	1.60%	4,350	0.00%	8,111
BNP Paribas New York	1.30%	3,572	5.80%	30,425
Banco Santander	0.65%	1,286	10.30%	0
Banco Estado	0.50%	1,234	0.00%	0
Westpac Banking Corp.	0.40%	1,036	0.00%	0
JP Morgan Chase & CO	0.40%	1,210	0.00%	0
Credit Suisse Group AG	0.30%	946	0.00%	0
Banco HSBC	0.00%	0	2.00%	54,108
Sumitomo Mitsui Fin. Corp.	0.00%	0	0.00%	50,044
Citibank New York	0.00%	0	9.50%	18,415
BTG Pactual Mutual Funds	0.00%	0	3.50%	31,883
Others	24.75%	67,566	19.30%	102,005
<b>Total</b>	<b>100.00%</b>	<b>271,870</b>	<b>100.00%</b>	<b>526,107</b>

## b) Risks associated with Celulosa Arauco y Constitución S.A. (forestry sector)

The subsidiary's financial assets are exposed to a number of financial risks: credit risk, liquidity risk and market risk (including exchange rate risk, interest rate risk and price risk).

The global risk management program considers uncertainty in the financial markets and tries to minimize the potential adverse effects on financial yields.

Financial risk management is administered by the Corporate Finance department. This department identifies, evaluates and hedges financial risks in close collaboration with the operating units. The company does not actively participate in the trading of its financial assets for speculative purposes.



i) Credit risk

Credit risk refers to financial uncertainty over several periods of time, in relation to the fulfillment of obligations subscribed by counterparties at the point in time when contractual rights to receive cash or other financial assets are exercised.

The subsidiary Arauco's exposure to credit risk is directly related to the individual ability of its customers to fulfill their contractual commitments and is reflected in trade receivables, leasing receivables and miscellaneous receivables. Credit risk also arises for assets that are held by third parties such as deposits, covenants and mutual funds.

Arauco has insurance policies that minimize the credit risk on term sales (Open Account) in accordance with its policy that covers the export sales of Celulosa Arauco y Constitución S.A., Maderas Arauco S.A., Forestal Arauco S.A., and Arauco do Brasil S.A., and for the local sales of Araucomex Servicios S.A. de C.V., Arauco Colombia S.A., Arauco Perú S.A., Arauco North America Inc., Arauco Canada Ltd., Celulosa Arauco y Constitución S.A., Maderas Arauco S.A., Arauco Florestal Arapoti, Arauco Forest Brasil S.A., Arauco do Brasil S.A. Arauco Industria de Paineis Ltda. and Arauco Nutrientes S.P.A. Arauco uses the credit insurance company Euler Hermes World Agency (Aa3 rating according to the risk-rating company Moody's and AA according to S&P), with 90% coverage of each invoice with no deductible for nominated customers, and 90% for discretionary customers. Discretionary customers have been granted credit lines less than ThUS\$100 (or its equivalent in the invoicing currency) in local sales for Arauco Perú S.A., Arauco Colombia S.A., Arauco México S.A. de C.V., Arauco Do Brasil S.A., Arauco Argentina S.A. and Maderas Arauco S.A. Nominated customers have been granted credit lines over this value.

In order to support a line of credit approved by the Credit Committee, Arauco has guarantees such as mortgages, pledges, stand-by letters of credit, bank guarantees, checks, promissory notes, loans and other similar items that could be enforced in accordance with the legislation of each country. The debt covered by these guarantees amounts to US\$ 101.4 million as of December 31, 2021. The guarantee procedure is regulated by the guarantee policy, which controls the accounting, expiration and valuation of guarantees.

The Credit and Collections area reports to the Treasury department and is responsible for minimizing the credit risk of receivables. This area monitors overdue accounts and approves or denies credit limits for all term sales. The standards and procedures for the proper control and management of the risk of sales on credit are governed by the Credit Policy.

A procedure for the approval and modification of customer lines of credit has been established and must be followed by all companies belonging to the Arauco group. Requests for lines of credit are registered in a Credit Evaluation model, where all available information is analyzed, including the amount of the line granted by the credit insurance company. Subsequently, these requests are approved or denied by the internal committees in each company belonging to the Arauco group, according to the maximum amount authorized by the Credit Policy. If the line of credit exceeds that amount, it is analyzed by the Corporate Committee. Credit lines are renewed annually through this internal process.

As of December 31, 2021, Arauco's trade receivables totaled ThUS\$ 834,686, of which 53.27% were sales on credit, 45.02% were sales with letters of credit, and 1.70% were other sales. The credit customer with the greatest debt represented 2.19% of total receivables as of that date.

Arauco has not entered into any refinancing or renegotiations with its customers, which involve amendments to invoice due dates. Any renegotiation of debt with a customer, if necessary, will be analyzed on a case by case basis and must be approved by the Corporate Finance Department.

Sales on credit (Open Account) are covered by various insurance policies and guarantees that amount to 96.1% of the total, consequently Arauco's portfolio exposure amounts to 3.9%.

Sales with letters of credit are mainly to the Asian and Middle East markets. The creditworthiness associated with banks issuing letters of credit is regularly evaluated, in order to obtain a score based on ratings issued by the main risk raters, their country risk and their financial statements. Depending on the result of this evaluation, the issuing bank is either approved or a confirmation of the letter of credit is requested.

All sales are controlled using a credit verification system, the parameters of which have been defined to block orders from customers that have a certain percentage of overdue payments or whose line of credit has been exceeded or expired at the time the product would be shipped.

Debtors by net sales per range as of December 31, 2021 and 2020 respectively were as follows:

**December 31, 2021**

Days	Not Overdue	1-30	31-60	61-90	91-120	121-150	151-180	181-210	211-250	Over 250	Total
ThUS\$	791,729	36,011	965	361	87	13	1	2	1	5,516	834,686
%	94.85%	4.31%	0.12%	0.04%	0.01%	0.00%	0.00%	0.00%	0.00%	0.67%	100.00%

**December 31, 2020**

Days	Not Overdue	1-30	31-60	61-90	91-120	121-150	151-180	181-210	211-250	Over 250	Total
ThUS\$	625,225	21,502	474	96	636	11	70	72	299	5,036	653,421
%	95.68%	3.29%	0.07%	0.01%	0.10%	0.00%	0.01%	0.01%	0.05%	0.78%	100.00%

Arauco has implemented a Guarantee Policy in order to control accounting, valuation and expiration dates of guarantees received, and a Corporate Credit Policy.

Investment policy:

Regarding the credit risk of term deposits, repurchase agreements and mutual funds, the subsidiary Arauco has a policy that minimizes this risk through guidelines for managing cash flow surpluses in low-risk institutions. The policy identifies the financial instruments and entities in which Celulosa Arauco y Constitución S.A. is authorized to invest.

Treasury management is handled centrally in Chile. The Parent Company invests, deposits surplus cash, and arranges short and long-term borrowing from banks, financial institutions and the public. If it requires short or long-



term borrowing from another company, the transaction will require the express authorization of Arauco's Chief Financial Officer.

Investments are restricted to fixed income instruments with appropriate liquidity. Each type of instrument has a rating and certain limits apply depending on its duration and issuer.

Intermediaries (banks, stockbrokers and mutual funds agencies, and these latter two must be subsidiaries of banks) are subject to a process that evaluates the relative degree of risk of each bank or financial institution in terms of its financial statements and securities. Each institution is assigned a score, which ultimately determines a relative risk ranking that Arauco uses to define the investment limits for each institution.

The background information that is necessary to evaluate these various criteria is obtained from the official financial statements of the banks and from the rating of their current short and long-term debt securities, as defined by the supervisory organization, the FMC, and assigned by the risk rating agencies authorized by this organization, which in this case are Fitch Ratings Chile, Humphreys and Feller Rate.

Any exceptions that may be necessary, mainly in relation to the investment limits in a particular instrument or entity, must be expressly authorized by the Chief Financial Officer at Arauco.

## ii) Liquidity risk

Liquidity risk is the ability to meet payment obligations as they fall due. The exposure to liquidity risk affects obligations with the public, banks and financial institutions, creditors and other payables, and it is related to the ability to meet net cash requirements under both normal and exceptional conditions.

The Finance department constantly monitors the company's cash projections on the basis of short and long-term forecasts, as well as forecasts of alternative financing options available. The company has an investment policy, in order to control the risk exposure for its available financial assets.

The capital committed under each of the main financial liabilities subject to liquidity risk is detailed in the table below and grouped by maturity date:

(Thousands of US dollars)	December 2021					Total
	Under 1 month	1 - 3 months	3 months to 1 year	1 - 5 years	Over 5 years	
<b>Maturity</b>						
Finance leases	0	14,654	40,076	82,768	52,197	189,695
Bank loans	0	30,569	235,941	607,218	210,478	1,084,206
Bonds issued in UF and US dollars	0	34,625	198,120	1,553,009	5,557,893	7,343,647
<b>Total</b>	<b>0</b>	<b>79,848</b>	<b>474,137</b>	<b>2,242,995</b>	<b>5,820,568</b>	<b>8,617,548</b>

(Thousands of US dollars)	December 2020					Total
	Under 1 month	1 - 3 months	3 months to 1 year	1 - 5 years	Over 5 years	
<b>Maturity</b>						
Finance leases	0	20,443	49,930	120,400	50,563	241,336
Bank loans	0	32,912	192,705	809,269	216,997	1,251,883
Bonds issued in UF and US dollars	0	37,787	203,080	1,562,569	6,080,494	7,883,930
<b>Total</b>	<b>0</b>	<b>91,142</b>	<b>445,715</b>	<b>2,492,238</b>	<b>6,348,054</b>	<b>9,377,149</b>

iii) Market risk - exchange rate

This risk arises from the likelihood of losses from changes in the exchange rates of the currencies in which the assets and liabilities of Arauco are denominated other than its functional currency.

The subsidiary Arauco is exposed to the risk of changes in the exchange rate of the US dollar (functional currency) with respect to sales, purchases and obligations that are denominated in other currencies, such as the Chilean peso, Euro, Real or others. The Chilean peso is the currency with the greatest risk in the event of a significant exchange rate fluctuation.

Sensitivity analyses are performed to determine the effect of this variable on equity and net income.

Sensitivity analysis assumes a variation of +/- 10% in the closing exchange rate to the Chilean peso as of December 31, 2021. Keeping all other variables constant, a US dollar exchange rate variation of +/- 10% in relation to the Chilean peso would mean a change in the net income after tax of +/- 0.6% (equivalent to +/- ThUS\$ 5,675), and a change in equity of +/- 0.04% (equivalent to +/- ThUS\$ 3,405).

iv) Market risk – interest rate

Interest rate risk refers to the sensitivity of the value of financial assets and liabilities to changes in interest rates.

The subsidiary Arauco is also exposed to the risk of changes in the interest rate on obligations to the public, banks and financial institutions and variable-rate interest-bearing financial instruments.

The subsidiary Arauco performs a risk analysis by reviewing the exposure to changes in the interest rate. As of December 31, 2021, 5.7% of bonds and loans with banks accrue interest at a variable rate. Therefore, a change of +/- 10% in the interest rate would have an effect of +/- 0.005% on net income after tax (equivalent to +/- ThUS\$ 49) and a change in equity of +/- 0.0004% (equivalent to +/- ThUS\$ 29).

v) Market risk – Wood pulp price

The price of wood pulp is determined by the world market and by conditions in each regional market. Prices fluctuate as a function of demand, production capacity, business strategies adopted by large forestry companies and pulp and paper producers, and the availability of substitutes.

The prices of wood pulp are reflected in the operating revenue in the statement of income and directly affect net income for the period.

As of December 31, 2021, operating revenue from the sale of wood pulp represented 44.4% of total revenue. Forward contracts and other financial instruments are not used for wood pulp sales; instead, the price is set on a monthly basis according to the market.



This risk is handled in a number of ways. Arauco has a specialized team that performs regular market and competition analyses, providing tools to evaluate trends and adjust forecasts accordingly. Similarly, financial sensitivity analyses on variable prices enable the company to take the precautions required to address various situations. Additionally, Arauco mitigates the risk of pulp prices by maintaining a strategy of low-cost production, allowing it to deal with possible price fluctuations in economic cycles.

The sensitivity analysis assumes a variation of + / - 10% in the average price of wood pulp. Keeping all other variables constant, a change of +/- 10% in the average price of wood pulp would result in a change of +/- 18.6% in net income after tax (equivalent to +/- US\$ 191.9 million) and +/- 1.47% in equity (equivalent to +/- US\$ 115.1 million).

The changes shown in the reported sensitivity analysis for exchange rates, interest rates and cellulose prices, are fluctuation ranges that are considered possible given current market conditions.

### **c) Risks associated with Copec S.A. (fuel sector)**

The business at Copec S.A. and its subsidiaries is exposed to a number of financial risks, specifically market risk, credit risk, interest rate risk, liquidity risk and investment in foreign assets risk, with Copec S.A., its Colombian subsidiary Organización Terpel S.A. and the US subsidiary Mapco as the companies most exposed to these risks.. Risk management at these companies is based on the diversification of the business and of customers, the financial evaluation of customers, and the use of derivative instruments when required.

Risk management at Copec S.A is administered by the Finance department in accordance with the guidelines issued by the company's general management and Board of Directors. Risk management at the subsidiary Organización Terpel S.A. is performed at similar hierarchical levels. Specifically, the Board of Directors is responsible for establishing and supervising the risk management structure, and management at the subsidiary ensures compliance with its standards and procedures. Financial risk at Mapco Express Inc. is managed by the Finance and Administration Department in accordance with the policies approved by Senior Management and the Board of Directors. Then in all three cases, financial risks are identified, assessed and covered jointly by the financial, operating and commercial departments in each company.

An analysis of each risk is presented separately.

#### **i) Exchange rate risk**

Copec S.A.

The primary market risk facing the company is the exchange rate risk (Chilean peso/US dollar) resulting from fuel import transactions on the Chilean market and export transactions, both of which are very-short-term operations.

Management has established a policy of managing the risk of exchange rates between foreign and local currency, in order to minimize the net exposure in foreign currency. The company's Finance department achieves this using

forward contracts with local financial entities. These contracts have very short terms: less than 30 days for fuel import hedges and around 30 days for export transactions.

The exchange rate risk of financial investments in foreign currency is not managed, as these are operating positions of one or two days.

The company has international loans of US\$ 650 million, of which US\$ 500 million has a bullet repayment structure, quarterly interest payments and will mature in November 2023. The notional and interest components of this loan facility are entirely covered by *cross currency swap* contracts. The remaining US\$ 150 million has a bullet repayment structure with interest paid every six months at variable rates (Libor) and will mature in March 2023. Both the notional amount and interest are not covered with hedging instruments, because the debt was used to finance investment abroad in the US company Mapco Express Inc.

As of December 31, 2021, the Company has hedging derivative instruments to cover the foreign exchange risk associated with international loans and fuel imports.

Sensitivity analysis on changes in the exchange rate of total payables in US dollars including the aforementioned loan for US\$ 650 million, using the formal US dollar exchange rate as of January 1, 2022, is as follows:

ThUS\$	Change %	CLP/USD	Total (MCh\$)	(Loss) Gain MCh\$	(Loss) Gain MUS\$
764,186	15%	971.39	742,326	(96,825)	(115)
764,186	10%	929.16	710,051	(64,550)	(76)
764,186	5%	886.92	677,776	(32,275)	(38)
764,186	-	844.69	645,501	-	-
764,186	-5%	802.46	613,226	32,275	38
764,186	-10%	760.22	580,951	64,550	76
764,186	-15%	717.99	548,676	96,825	115

#### Organización Terpel and subsidiaries

Risk management individually assesses each risk exposure. This assessment determines whether financial hedge instruments are taken out, whether there are natural hedging mechanisms in place, or whether the associated risk is simply assumed, because it is not considered to be critical for the business and the transaction.

Foreign exchange transactions involving trade creditors and other payables in Colombia, do not exceed foreign exchange transactions involving trade and other receivables as of December 31, 2021, meaning all of these transactions are covered. This mitigates a large proportion of the Group's exchange rate risk exposure, as those foreign currencies collected are entirely used to pay suppliers and/or third parties that bill in US dollars and require payment in that currency. Foreign exchange requirements vary every month. When surpluses arise, these are held in reserve to meet future payment commitments and/or sold when the exchange rate is favorable. Otherwise management buys foreign exchange at the best market rate to meet its foreign currency commitments. Each Terpel subsidiary uses the locally accepted currency in its country, and financial borrowing is also in this local currency in



order to avoid any foreign exchange exposure. Treasury departments in various countries cover all of their requirements locally.

The foreign exchange market has been affected by upward pressures due to changes in crude oil prices, the increase in risk premiums due to uncertainty and risk aversion caused by the COVID-19 pandemic and the political situation in South American countries, which has been reflected in high volatility among global currencies. As of December 31, 2021, the currencies within the regions where the Group trades have depreciated against the US dollar.

Mapco Express, Inc.

Mapco is not significantly exposed to foreign exchange risks on trade receivables, other receivables, payables and financial obligations, as all transactions are denominated in US dollars, which is the local currency.

ii) Fuel price risk

Copec S.A.

Inventory values are affected by fluctuations in international fuel prices. Therefore, the company is constantly analyzing hedging options to match this risk. However, Copec has no hedging financial instruments for the price of fuel as of December 31, 2021.

However, and considering the level of stock at the end of the year, the effects on net income of positive price variations of 2.5% and 5.0% on period end inventories would be favorable by ThUS\$ 4,767 and ThUS\$ 9,534, respectively. Otherwise, there would be losses of these amounts if inventories decreased by the same percentages.

Organización Terpel and subsidiaries

Variations in the cost of gasoline, diesel and jet fuel in Colombia can impact the company's financial performance. This is due to the lag between buying and selling fuels and the movements in cost, since these are derived from indicators associated with international oil prices, which are denominated in US dollars.

Prices in Colombia are regulated and the local price calculation formula is adjusted by the Mining Ministry every month for gasoline and diesel and every week for jet fuel. Therefore, the company is exposed to the lags between buying fuel and selling it, and its inventories represent a risk when the reference price changes. This exposure depends on inventory levels at the end of each period and is mitigated by the same price regulation, which does not allow gasoline and diesel prices changes of over +/-3% from one period to the next. The exposure to jet fuel prices is higher, but it is mitigated using inventory management. Although net income may be affected during a period, the effect on cash flow is the opposite and tends to be offset by a reduction or increase in working capital.

There is also a risk of fluctuations in inventory costs for these products in Panama and Peru.

There is an exposure associated with fluctuations in the cost of raw materials to produce lubricants, since base materials and additives are imported and fluctuate in relation to international oil prices that are negotiated in US dollars. These variations cannot be entirely transferred to finished product prices, given the behavior of the market, so increases in raw material prices and devaluations in the exchange rate can reduce margins, or vice versa, depending on these fluctuations.

This exposure affects both Colombia and Peru, as the Terpel Group produces lubricants in these countries and imports the raw materials. However, the exposure in Peru is lower as lubricant customers are billed in US dollars. Lubricants are imported from Peru into Ecuador, so increases in the cost of lubricants also represents a risk to its inventories there.

Finally, there is an exposure within the Vehicular Natural Gas (VNG) business in Colombia, where supplies and transportation costs are in US dollars. Therefore, any devaluation impact the company's financial performance.

Currently, the Terpel Group has no exchange rate or raw material hedges. The Terpel Group recently reviewed its risk exposure and has prepared a risk management and monitoring policy.

Mapco Express, Inc.

Margins on fuel sales may be adversely affected by factors beyond Mapco Group's control, including the supply of fuel available in the retail market, uncertainty or volatility in the wholesale market, increases in wholesale fuel costs and price competition from other sellers. The wholesale market for crude oil and petroleum products is significantly volatile and is affected by general political conditions and instability in oil-producing regions such as the Middle East and South America.

Currently, Mapco Group purchases fuel from a variety of distributors to diversify supply risk and a significant amount is purchased through a limited number of contracts with suppliers. These contracts provide us with volume and keep prices competitive. Mapco's exposure to fuel price fluctuations is limited as our fuel turnover is low. Fuel costs are not hedged, and excess inventory is not kept other than inventory in store tanks. The risk of sudden changes in the fuel prices is mainly mitigated by the natural hedging of the retail market where prices can be adjusted accordingly. Mapco group's fuel purchasing strategy is monitored by its board of directors and reviewed annually.

iii) Interest rate risk

Copec S.A.

The company has no significant short-term investments, other than those related to cash variations, which are invested over a period from 1 to 7 days. Business income and expenses are independent of changes in interest rates. Therefore, no significant financial risk exists.



Management understands that there is no significant interest rate risk on short-term financial liabilities, as these liabilities relate to the financing of operating cash flows, with terms mainly between 1 and 90 days. Exceptionally, loans maturing in over 90 days were drawn down to address the COVID-19 pandemic during 2020.

Furthermore, the syndicated loan signed by Copec S.A. is subject to international interest rate risk. This 5 year loan financed the acquisition of its subsidiaries in Colombia, at an interest rate of Libor 90 days. Copec S.A. policy is to individually evaluate the use of interest rate swaps to mitigate the risk associated with variable rates. Currently the loan with an interest rate of Libor 90 days is entirely covered, so the interest rate in CLP is fixed. This loan was refinanced at the end of 2018.

Also, there are three long-term loans with Empresas Copec, one for ThUF 2,470, one for ThUF 5,344 and another one for Mch\$ 67,840. The first one matures in October 2024, the second one in November 2030 and the third one on September 15, 2023. The first two have bullet repayments at maturity and pay interest of ThUF 150 semi-annually. The third one pays interest semi-annually and principal repayments begin in year five.

Furthermore, the company owns a lease of ThUF 1,670 that expires in 2033 and is also exposed to the inflation rate. Inflation risk is not currently hedged.

#### Organización Terpel and subsidiaries

##### - Cash flow sensitivity analysis for variable rate instruments

Terpel Group's debt as of December 31, 2021 is ThUS\$ 676,233, of which 4% is at a fixed interest rate and 96% is at variable rates, of which 79% is indexed to the CPI, 17% to Libor and 0.2% to DTF. Negotiating loans from financial entities includes agreeing a prepayment option without penalty, which permits the debt to be restructured at any time if market conditions change.

Cash surpluses are mainly held in savings accounts and collective sight portfolios, a market rate of return is received.

The loans are taken with a prepayment option without penalty, which permits the debt to be restructured at any time if market conditions change. The company has no interest rate hedges.

Variable-rate debt in Colombia is composed of bonds, which represent 83% of total variable-rate debt. Bonds issued in Colombia at a variable rate are indexed at 96% of CPI for 12 months. As of December 31, 2021, the outstanding amount is ThUS\$ 535,238. A quarterly loss of ThUS\$ 67 would arise following an interest rate increase of 5 points, and a quarterly gain of ThUS\$ 54 would arise following a similar decrease.

As of December 31, 2021, there were no outstanding loans in Colombia, as they had all been fully repaid before the end of 2020.

The interest rates on the Panama, Peru and Ecuador loans are indexed to Libor, and equivalent to ThUS\$ 114,525. A quarterly loss of ThUS\$ 13 would arise following an increase of 5 Libor basis points, and a quarterly gain of ThUS\$ 13 would arise following a similar decrease.

Leasing debt in Colombia as of December 31, 2021 is ThUS\$ 1,351 and the weighted average contract rate is 0.61%. This debt is indexed to FTD (Fixed Term Deposit) movements. The change in the DTF was 0.28% last quarter. Such an increase would generate a quarterly loss of ThUS\$ 13.48, or such a decrease would generate a quarterly gain of ThUS\$ 13.48.

Similarly, the debt indexed to LIBOR in Panama, Peru and Ecuador was not negatively affected by the end of the period. The Group will continually monitor these indicators in order to determine the future financial impact.

- Sensitivity analysis on fair values of fixed-rate instruments:

Fixed rate financial liabilities are not recorded at fair value through profit and loss, and derivatives are not used as hedging instruments. Therefore, they cause no risk exposure.

Mapco Express, Inc.

Mapco has no short-term investments. Revenue and expenses are independent of fluctuations in interest rates. Consequently, there is no significant financial risk. Management understands that neither is there any significant interest rate risk on its short-term financial liabilities. Mapco has financial leases with a fixed interest rate of 4.65%.

iv) Credit risk

Copec S.A.

The Company faces credit risk resulting from the composition of its portfolio of trade receivables and its portfolio of financial investments.

The company assigns a credit line to each customer, after performing an individual analysis of their financial and market condition, in order to manage the credit risk of trade receivables in Chile. The Finance department is responsible for performing this analysis for customers with lines exceeding UF 2,000, and the administrative units of the sales department perform this analysis for customers with lines below UF 2,000. As of December 31, 2021, customers under UF2,000 make up 7.28% of the portfolio, and customers over UF2,000 make up 92.72% of the portfolio. The company produces reports by customer indicating the daily status of its portfolio, which is analyzed into accounts that are not yet due, late and overdue. In the latter case, collection action may be taken.

As of December 31, 2021, credit risk had decreased during the COVID-19 pandemic, mainly due to the mobility restrictions, which has led to an increase in sales and an improvement in payments from various customers, which has been reflected in a decrease in the provision for doubtful receivables. However, the aviation business continues to be affected by falling volumes, which has led to some customers falling into arrears. During September 2020, an airline group filed for Chapter 11 under US law (corporate restructuring), which led to a portfolio provision for



their entire obligations of approximately ThUS\$ 29,000. This receivable was sold in June 2021 and the effect on the statement of net income was ThUS\$ 11,785, equivalent to 61% of the original portfolio's value. During this pandemic, the customer portfolio is being closely monitored to quickly detect any increased risks, and the Credit Committees meet with greater frequency to evaluate the status of the portfolio and analyze individual customers with arrears.

The Finance department issues monthly reports on the status of the portfolio, and the Chief Executive Officer holds regular meetings with the sales and finance departments to analyze the status of the overall portfolio, as well as the portfolios of individual customers, in order to take corrective action if necessary. Copec can block customers that have not fulfilled their payment commitments or have reached their credit limits.

The following table shows the customer portfolio status by net sales as of December 31, 2021 and 2020 respectively:

**December 31, 2021**

Days	Not Overdue	1-30	31-60	61-90	91-120	121-150	151-180	181-210	211-250	Over 250	Total
ThUS\$	827,504	65,272	15,707	2,866	1,883	855	3,543	3,303	1,439	24,984	947,356
%	87.35%	6.89%	1.66%	0.30%	0.20%	0.09%	0.37%	0.35%	0.15%	2.64%	100.00%

**December 31, 2020**

Days	Not Overdue	1-30	31-60	61-90	91-120	121-150	151-180	181-210	211-250	Over 250	Total
ThUS\$	795,062	67,910	19,431	6,874	1,083	753	955	1,994	692	8,691	903,445
%	88.00%	7.52%	2.15%	0.76%	0.12%	0.08%	0.11%	0.22%	0.08%	0.96%	100.00%

The company has a portfolio of financial investments to manage surplus cash; the terms of investment for this portfolio are mostly around one to seven days. In order to manage this credit risk, Management has established an investment policy for fixed-income instruments with low-risk financial entities. The Finance department manages these investments, and establishes a group of financial entities in which investment is authorized and assigns a maximum credit line and portfolio composition to each entity. The credit lines per institution are granted on the basis of an analysis of equity and solvency risk for banks and equity, and composition and term for mutual funds.

Organización Terpel and subsidiaries

Credit risk is the risk of financial loss if a customer or counterparty to a financial instrument fails to meet its contractual obligations, which arises mainly on trade receivables, other receivables and cash and cash equivalents.

Working capital or revolving loans are granted specifically for the purchase of products marketed by the Group. All loans granted must comply with the information requirements established according to the type of customer and the guarantee offered. The documentation submitted must ensure that the Group has all the information required to understand its customers and their general, commercial and taxation circumstances and a general understanding of the customer's financial situation.

The exposure to credit risk is affected mainly by the individual characteristics of each customer, segment and country.

The Group's risk policy requires a financial analysis of each new individual customer based on external ratings, when available. This process is performed before the start of the business relationship.

The Group monitors the economic and political environment in its operating countries in order to make prompt decisions regarding credit extended to customers.

More than 41% of the Group's customers have carried out transactions with it for more than 4 years and no impairment losses have been recognized against these customers. When monitoring the customer's credit risk, these are grouped according to their credit characteristics.

Trade and other receivables where payment delays are possible are monitored weekly using portfolio reports for every business and customer. These reports are used to determine when to suspend services, amend credit terms and/or require guarantees, as appropriate.

The Terpel Group has established a guarantee requirement, which covers trade receivables in case of non-payment. This guarantee is pledged by certain customers and sectors that allow it for business purposes. The guarantees accepted by Terpel Group include mortgages up to 75% of the commercial appraisal, payment compliance policies, endorsed Fixed Term Deposit Certificates, and bank guarantees. Furthermore, Terpel Group has taken out credit insurance policies.

Approximately 38% of the portfolio in Colombia was supported by guarantees as of December 31, 2021.

The Group has no significant concentrations of credit risk and has policies to ensure that wholesale sales are to customers with an appropriate credit history.

The Terpel Group's policy is to evaluate and approve corporate guarantees for its subsidiaries if required by product suppliers to grant credit days and by financial institutions.

Economic normality has gradually returned to local regions during 2021, so the portfolio has returned to pre-pandemic overdue levels, with the fulfillment of all payment agreements signed as a result of mobility restrictions.

As of December 31, 2021, payment agreements with each customer have been fully met, which has secured Terpel Group's operational continuity.

The aeronautical sector continues to be effected with a decrease in business. During 2020, two large airline groups filed for Chapter 11 under US law (corporate restructuring), which led to a portfolio provision for their entire obligations of approximately US\$ 9 million. The Latam Group portfolio was recovered in April 2021, when it was sold to Citibank. As of December 31, 2021, this sector had gradually recovered, so various airlines in Colombia have complied with their payment agreements.



The maximum credit risk exposure for trade receivables, other receivables and cash and cash equivalents by geographical region at the reporting date was:

Country	2021	
	Credit risk exposure by geographical location ThUS\$	Cash and cash equivalents ThUS\$
Colombia	157,998	126,146
Peru	42,430	5,369
Panama	37,357	32,146
Ecuador	45,220	3,329
Dominican Republic	9,053	9,901
Chile	0	403
<b>Total</b>	<b>292,058</b>	<b>177,294</b>

The Terpel Group had cash and cash equivalents of ThUS\$ 177,294 as of December 31, 2021, which are held by banks and financial institutions with AAA and BBB+ risk ratings.

The Terpel Group's policy is to evaluate and approve a corporate guarantee for its subsidiaries if required by financial institutions.

Mapco Express, Inc.

Credit risk is the risk of financial loss for Mapco, if a customer or counterparty for a financial instrument does not comply with its contractual obligations, and arises mainly from Mapco's cash and cash equivalents, trade credits and other receivables. Any loan granted by Company must comply with the information requirements applicable to that customer and guarantee. The documentation submitted must ensure that Mapco has all the information required to understand its customers and their general, trade and taxation circumstances and a general understanding of that customer's financial situation.

Mapco's Management believes that there is no significant risk to trade and other receivables, where 92% of trade and other receivables have balances with a maturity of less than 30 days. The Mapco Group has few wholesale customers who are granted credit for a maximum of one week at a time. Mapco has established a credit policy for these customers, which requires that each customer is individually analyzed to determine their creditworthiness, before they are offered general delivery and payment conditions.

v) Liquidity risk

Copec S.A.

The company's liquidity management policy aims to provide sufficient cash to meet its liabilities. As of December 31, 2021, 65.73% of sales were through concessionaires, which are very fragmented, with an average payment term of less than 3 days, and 34.27% of sales were to low-risk industrial customers (with A and B ratings from a scale from A to D, where A is the lowest risk), with an average credit terms of less than 40 days. Therefore, for the purposes of liquidity risk management, the Finance department uses a period of 60 days for its daily cash flow

forecasts, and it has access to immediately-available lines of credit with the main financial entities in the local market, which are solvent and have good risk ratings.

As of December 31, 2021, the Company has liquidity of US\$ 173 million in cash and cash equivalents and US\$ 63 million in long term unconditional lines of credit. Also at December 31, 2020, the Group had liquidity of US\$ 416 million in cash and cash equivalents and US\$ 75 million in long term unconditional lines of credit.

As of December 31, 2021, there was no impact on liquidity as a result of the COVID-19 pandemic, since sales have been recovering, expenses have reduced, investments postponed and fuel acquisition plans amended. During the first quarter of 2020, ThUS\$ 147,984 was drawn down in short-term domestic loans to increase liquidity, of which ThUS\$ 100,629 had been repaid as of December 31, 2021 and ThUS\$ 47,355 had been renewed until March 2022. Furthermore, weekly meetings monitor the Company's cash flow, including its short and medium term forecasts, in order to anticipate any additional requirements.

#### Organización Terpel and subsidiaries

The Terpel Group monitors this risk every day through Treasury positions and forecasts, which uses the obligations and surpluses of cash to determine its cash sources and destinations.

The Terpel Group's objective is to maintain a balance between continuity and flexibility of funding using bank overdrafts, bank loans and lease contracts, among others.

The Terpel Group aims to hold sufficient cash, cash equivalents and other sight investments to meet all of its cash requirements. The current debt profile enables the Group to meet its debt servicing commitments as they fall due.

As of December 31, 2021, the Group has approved credit facilities of US\$ 80.7 million, which is fully available to be used as overdrafts, treasury credit or both short and long term finance. Interest rates are agreed at the time the obligation is acquired, in accordance with market conditions.

#### Mapco Express, Inc.

Liquidity risk is the risk that Mapco will encounter difficulties in meeting its obligations associated with its financial liabilities that are settled by disbursing cash or other financial assets. Mapco and its subsidiaries monitor this risk on a daily basis, as its treasury department forecasts and monitors its obligations and cash surpluses, to determine the source and destination of its financial resources. The objective is to maintain a balance between the continuity and flexibility of funding using bank overdrafts, lease contracts and other sources.

Mapco aims to hold sufficient cash resources to meet its financial liabilities falling due in the next 30 days. The current debt profile enables it to meet its debt servicing commitments as they fall due.

On January 30, 2020, Mapco Express Inc. obtained a new line of credit for ThUS\$100,000, with an interest rate that varies according to its borrowing, and which matures in January 2025.



## vi) Investment in foreign assets risk

Copec S.A.

Copec has foreign investments as of December 31, 2021 that control 58.52% of the Colombian company Organización Terpel S.A. and its subsidiaries, whose functional currency is the Colombian peso, and all of the US company MAPCO, whose functional currency is the US dollar. As a result, Copec is exposed to an equivalent of COP\$ 2,498,754 million for Terpel in its consolidated statement of financial position as of December 31, 2021, and of US\$ 585 million for Mapco. The effects of significant exchange rate changes are recorded in reserves.

Sensitivity analysis was performed on the exposure resulting from the investment in Colombia, which is as follows:

Investment MCOP	Change %	CLP/COP	Investment MCh\$	(Loss) Gain MCh\$
2,498,754	15%	0.2389	597,055	77,877
2,498,754	10%	0.2286	571,096	51,918
2,498,754	5%	0.2182	545,137	25,959
2,498,754	-	0.2078	519,178	0
2,498,754	-5%	0.1974	493,219	(25,959)
2,498,754	-10%	0.1870	467,260	(51,918)
2,498,754	-15%	0.1766	441,301	(77,877)

An additional sensitivity analysis was performed on the exposure due to investments in the USA, as follows:

Investment ThUS\$	Change %	CLP/USD	Investment MCh\$	(Loss) Gain MCh\$
585,178	15%	971.39	568,438	74,144
585,178	10%	929.16	543,723	49,429
585,178	5%	886.92	519,009	24,715
585,178	-	844.69	494,294	0
585,178	-5%	802.46	469,579	(24,715)
585,178	-10%	760.22	444,865	(49,429)
585,178	-15%	717.99	420,150	(74,144)

Management does not have any financial hedges covering its foreign businesses, since investing abroad implies accepting the currency exchange risk of that country as an indivisible component of the business. Each subsidiary should have an optimum capital structure from a risk classification perspective. Therefore, each subsidiary's borrowings should be in the same currency as its assets, in order to eliminate fluctuations in equity in the functional currency. If borrowings are below or above the optimum, these differences in each subsidiary may be managed by Copec Combustible using financial instruments.

## Organización Terpel and subsidiaries

The exchange rate risk on investments in foreign companies is not managed. Investments in foreign companies are denominated in US dollars and are translated at the period end exchange rate.

Debt is currently denominated in Colombian pesos and any changes to its book value resulting from fluctuations in exchange rates are recognized in Terpel's equity. There is no liquidity exposure and therefore no financial position hedges, since such gains or losses would only materialize when one of these companies is sold.

## **NOTE 5. ESTIMATES, JUDGEMENTS AND ACCOUNTING CHANGES**

The preparation of consolidated financial statements in accordance with the accounting records detailed in Note 2 requires Management to make subjective estimates and assumptions, which affect the reported amounts. The estimates are based on historical experience and various other assumptions that are believed to be reasonable, but actual results may differ from those estimates. Management believes that the accounting estimates presented below represent issues that require judgment that can lead to major changes in the financial statements.

The Group makes estimates and judgments in relation to the future. The resulting accounting estimates, by definition, will rarely be equal to the corresponding actual results. There are no significant risks that could cause a material adjustment to the consolidated financial statements as of December 31, 2021.

### a) Staff severance indemnities

The present value of obligations for staff severance indemnities depends on a number of factors that are based on actuarial methods using various assumptions, including the interest rate, staff turnover rates, salary increments, discount rates, and inflation rates. Any changes in these assumptions will affect the book value of these obligations. Additional information about the assumptions is presented in Note 20.

### b) Biological assets

The valuation of plantations is based on discounted cash flow models, using the cash flows from continuing operations; on the basis of sustainable forest management plans, considering the growth potential of the plantations. This valuation is performed on the basis of each identified stand and for each tree species.

These discounted cash flows require estimates about the growth, harvest, sales price and costs. Therefore, the quality of the estimates of future sales and cost trends is important, as are regular studies of the plantations to establish the volumes of timber available for harvest and the current growth rates. The main considerations used for the calculation of the valuation of forestry plantations are presented in Note 7.



c) Taxes

Tax assets and liabilities are reviewed regularly, and the balances are adjusted accordingly. The Group considers that it has recorded sufficient provisions to cover future taxation obligations, on the basis of current events, circumstances and tax laws. However, the tax position could change, giving rise to different results and having a significant impact on the amounts in the consolidated financial statements (See Note 2.15b).

d) Lawsuits and contingencies

Empresas Copec S.A. and its subsidiaries are involved in lawsuits that have not yet been resolved, the future effects of which must be estimated by the Company's Management, in collaboration with its legal advisors. The Company uses its judgment to interpret the reports of its legal advisors, who update their estimates as of each period-end and after each substantial modification in these lawsuits.

e) Measurement of fair value

Several of the Group's accounting policies and disclosures require it to measure the fair value of financial and non-financial assets and liabilities.

The Group has established a control framework for measuring fair values. This includes a valuation team, which has overall responsibility for supervising all significant fair value measurements.

The valuation team regularly reviews the significant non-observable variables and valuation adjustments. When third party information is used to measure fair values, such as broker's quotes or pricing services, the valuation team evaluates the evidence provided by those third parties to support the conclusion that these valuations satisfy the requirements of IFRS, including the corresponding valuation level within the fair value hierarchy.

When measuring the fair value of an asset or liability, the Group uses observable market data whenever possible. Fair values are classified into levels within a fair value hierarchy that are based on the variables used by the estimation technique, as follows:

- Level 1: quoted (unadjusted) prices in active markets for identical assets and liabilities.
- Level 2: data other than the quoted prices included in Level 1 that are observable for the asset or liability, either directly (i.e. prices) or indirectly (i.e. price derivatives).
- Level 3: data on the asset or liability that is not based on observable market data.

If the variables used to measure the fair value of an asset or liability can be classified into the fair value hierarchy, then the fair value measurement is entirely classified into the same fair value hierarchy level as the lowest level variable that is significant for the total measurement.

f) Cylinder guarantees

The subsidiary Abastible S.A. receives guarantees for its cylinders, which are valued according to the current value of this obligation, so their book value might differ from their actual value.

g) Other estimates and professional criteria relate to the following concepts:

- Loyalty program (see Note 2.24)
- Useful lives of property, plant and equipment (see Note 2.5)
- Trademark valuations to identify any potential impairment losses.

## NOTE 6. INVENTORIES

As of December 31, 2021 and 2020 inventories at subsidiaries were as follows:

	12.31.2021 ThUS\$	12.31.2020 ThUS\$
Raw materials	166,232	128,581
Merchandise	511,096	458,113
Production supplies	200,963	154,104
Work in progress	61,262	70,367
Finished goods	768,927	533,254
Other inventories	245,169	264,233
<b>Total</b>	<b>1,953,649</b>	<b>1,608,652</b>

As of December 31, 2021, 60% of inventories relate to the forestry sector, 38% to the fuel sector and 2% to the fisheries sector.

As of December 31, 2020, 58% of inventories relate to the forestry sector, 39% to the fuel sector and 3% to the fisheries sector.

Changes in inventory charged to the net income statement are as follows:

	12.31.2021 ThUS\$	12.31.2020 ThUS\$
Cost of Sales	20,030,755	15,204,708
Obsolescence provision	76,379	41,756
Write offs	993	804
<b>Total</b>	<b>20,108,127</b>	<b>15,247,268</b>

As of December 31, 2021 and 2020, there are no inventories pledged in guarantee.

The obsolescence provision is calculated by considering the product sale conditions and inventory age (rotation).

The creation and reversal of obsolescence provisions has been included in the consolidated statement of income under Cost of sales or Other gains (losses), as appropriate.



**NOTE 7. BIOLOGICAL ASSETS**

Current and non-current biological assets as of December 31, 2021 and 2020 were as follows:

	12.31.2021 ThUS\$	12.31.2020 ThUS\$
Current	329,586	302,710
Non-current	3,008,897	3,296,117
<b>Total</b>	<b>3,338,483</b>	<b>3,598,827</b>

The biological assets at the subsidiary Arauco are forestry plantations, which are mainly radiata and loblolly pine and to a lesser extent eucalyptus. These plantations are located in Chile, Argentina, Brazil and Uruguay.

As of December 31, 2021, Arauco has 1.6 million hectares of forestry land, of which 945,000 hectares are forest plantations valued at fair value and presented in biological assets. It also has 483,000 hectares of native forests (with no book value), 108,000 hectares for other uses and 85,000 hectares to be planted, which are presented in Property, plant and equipment and plantations within Biological assets.

Log harvests were 20.9 million m<sup>3</sup> as of December 31, 2021, (18.5 million m<sup>3</sup> as of December 31, 2020).

The fair value of Arauco's biological assets are measured under Level 3, as input data is not observable. However, this information reflects the assumptions that market participants would use in pricing the asset, including assumptions about risk.

This unobservable data was collected using the best information available and include Arauco's own information. It may change if the available information indicates that other market participants would use different information or there is something specific at Arauco that is not available to other market participants.

The main considerations in calculating the fair value of biological assets for the subsidiary Arauco are:

- The subsidiary Arauco uses discounted future cash flows to value its plantations, and the company forecasts harvests of its plantations as of the reporting date.
- Harvests from plantations are forecast over time assuming that the total volume will not decrease, with the minimum equal to current harvests.
- Future plantations are not included.
- The purpose of harvesting plantations is to supply raw materials for the rest of the products produced and sold by Arauco. By directly controlling the development of the plantations to be processed, Arauco is assured of the quality of the timber to be used in each of its products.

- Cash flow forecasts are based on expected harvest volumes and sales of timber products, which are associated with demand at the company's own factories and sales to third parties at market prices. In addition, this valuation takes into consideration the sales margins of the products that are harvested from the plantations. Changes that arise in the value of plantations are accounted for in income for the year, in accordance with the provisions of IAS 41. These changes are presented in the interim consolidated statement of income under "Other income by function", which as of December 31, 2021 amounted to ThUS\$ 81,986 (ThUS\$ 182,950 as of December 31, 2020). The valuation of biological assets produces a cost of timber sold that is greater than the real cost incurred, which is presented under "Cost of sales" and amounts to ThUS\$ 223,589 as of December 31, 2021 (ThUS\$ 187,378 as of December 31, 2020).
- Plantations are harvested in accordance with the demand requirements at Arauco's production plants.
- The discount rates used in Chile, Brazil, Uruguay and Argentina vary between 5% and 16%.
- The prices of harvested timber are considered to be constant in real terms, based on market prices.
- Cost expectations with respect to the lifetime of plantations are constant and are based on estimated costs included in projections prepared by the subsidiary Arauco.

As of December 31, 2021, the average harvest age of these plantations in years, by country and species is as follows.

	Chile	Argentina	Brazil	Uruguay
Pine	24	15	15	-
Eucalyptus	12	10	7	10

The sensitivity analysis below shows changes to the value of biological assets following changes in significant assumptions used in calculating the fair value of those assets:

		ThUS\$
<b>Discount rate (points)</b>	0.5	(149,083)
	(0.5)	159,429
<b>Margins (%)</b>	10.0	442,060
	(10.0)	(442,060)

Significant unobservable data used to value the fair value of biological assets are discount rates and selling margins for the products that are harvested from the forest. Increases (decreases) in any of this data considered in isolation would result in a lower or higher fair value valuation.



The gain (loss) from changes in fair value less estimated point-of-sale costs of biological assets is recorded in the consolidated statement of income in the line Other Income or Other Expenses, respectively.

Plantations classified as current biological assets are those that are harvested and sold within 12 months.

Fire insurance covers plantations, which combine with its own resources, can reduce the risks associated with these claims.

No disbursements have been committed to acquire biological assets at the reporting date.

a) Biological assets pledged in guarantee.

As of December 31, 2021, there are no plantations pledged in guarantee.

b) Biological assets with restricted ownership:

There are no biological assets with restricted ownership at the reporting date.

c) Government subsidies related to agricultural operations.

No significant subsidies have been received.

#### Biological assets movements

	12.31.2021 ThUS\$	12.31.2020 ThUS\$
<b>Opening balance</b>	3,598,827	3,669,426
<b>Changes in Incurred Cost</b>		
Additions through acquisition	191,394	185,336
Decreases through sales	(73,068)	(47,110)
Decreases through harvesting	(114,157)	(99,300)
Increase (decrease) in foreign currency translation	(22,130)	(98,282)
Decreases due to damaged biological assets	(16,853)	(9,861)
Decreases due to loss of control of subsidiaries	(23,074)	0
Transfers to non-current assets held for sale	(5,770)	(4)
<b>Changes in fair value</b>		
Gain (loss) on changes in fair value less estimated selling costs	81,986	182,950
Increases (decreases) through sales	(20,297)	15,184
Decreases through harvesting	(223,712)	(182,753)
Decreases due to damaged biological assets	(21,062)	(16,759)
Decreases due to loss of control of subsidiaries	(8,369)	0
Transfers to non-current assets held for sale	(5,232)	0
<b>Total Changes</b>	<b>(260,344)</b>	<b>(70,599)</b>
<b>Closing balance</b>	<b>3,338,483</b>	<b>3,598,827</b>

**NOTE 8. CURRENT TAX ASSETS AND LIABILITIES**

Current taxes are offset in assets or liabilities, provided they refer to the same legal entity and the same tax jurisdiction.

Receivables for taxes are detailed as follows:

<b>Current tax assets</b>	<b>12.31.2021</b> ThUS\$	<b>12.31.2020</b> ThUS\$
Provisional monthly tax payments	3,209	19,906
Recoverable income taxes for prior period	231,378	309,907
Credit for SENCE	452	1,118
Credits for fixed assets	5	16
Income tax provision(*)	70,453	400
Credits for dividends received	0	16,185
Equity tax	3,993	16,409
Customer retentions	0	1
Other recoverable taxes(**)	41,900	10,224
<b>Total</b>	<b>351,390</b>	<b>374,166</b>

(\*) Mainly provisional payments in 2021 for absorbed earnings recognized by the Company.

(\*\*) Other recoverable taxes at Arauco Argentina, foreign income credit and credits from previous years of subsidiaries of Celulosa Arauco y Constitución in Colombia and Brazil.

<b>Current tax liabilities</b>	<b>12.31.2021</b> ThUS\$	<b>12.31.2020</b> ThUS\$
Corporate income tax provision	167,889	47,762
Provisional monthly tax payable	82,316	919
Other taxes (*)	11,952	9,245
<b>Total</b>	<b>262,157</b>	<b>57,926</b>

(\*) Social contribution and income taxes at subsidiaries of Celulosa Arauco y Constitución S.A. in Brazil.



**NOTE 9. OTHER NON FINANCIAL ASSETS**

As of December 31, 2021 and 2020, current and non-current non-financial assets are as follows.

<b>Other non-financial assets, current</b>	<b>12.31.2021</b> ThUS\$	<b>12.31.2020</b> ThUS\$
Unamortized roads, current	56,949	55,000
Unamortized insurance	24,408	20,185
VAT recoverable	2,842	2,314
Recoverable taxes (VAT and similar)	83,996	91,337
Prepaid expenses	14,473	20,406
Leases	1,538	1,810
Fishing permits (1)	960	915
Contract asset (4)	17,573	0
Others (2)	13,998	13,187
<b>Total</b>	<b>216,737</b>	<b>205,154</b>

<b>Other non-financial assets, non-current</b>	<b>12.31.2021</b> ThUS\$	<b>12.31.2020</b> ThUS\$
Unamortized roads, non-current	72,054	91,441
Unamortized prepayments (freight, insurance, others)	4,261	4,707
Lease guarantees	97	93
Long-term building convention contribution	877	896
Compensation asset (3)	192	13,313
Contract asset (4)	104,350	37,073
Deferred expenses	4,605	14,437
Others	9,781	7,291
<b>Total</b>	<b>196,217</b>	<b>169,251</b>

(1) The unamortized balance as of December 31, 2021. This balance comprises an advance payment for the 2021 fishing license and the acquisition of the indirect subsidiary Orizon S.A.

(2) As of December 31, 2021 and 2020 the item "Others" mainly includes recoverable securities.

(3) Taxation contingencies relating to the business combination between Exxon Mobil Peru and Ecuador and includes from 2001 to 2008 in Peru and from 1994 to 2013 in Ecuador. These taxation contingencies represent doubtful receivable provisions, unsupported write-offs, discounts, rebates, bonuses, disposal cost adjusted under IFRS and depreciation rates for fixed assets in Peru.

(4) Assets belonging to the subsidiaries Copec S.A. and Abastible S.A., according to IFRS 15.

**NOTE 10. ASSETS AND LIABILITIES HELD FOR SALE**

The Group's assets and liabilities classified as held for sale or disposal are as follows.

Assets	12.31.2021 ThUS\$	12.31.2020 ThUS\$
<b>Sale of interests in companies</b>		
Sonacol* (1)	247,573	290,031
Gasmar** (2)	0	25,579
Mining Companies* (3)	0	16,747
<b>Sale of assets</b>		
Forests (4)	11,002	0
Land (4) (5)	25,618	21,597
Fleet assets	5,447	5,479
Buildings	11,834	2,781
Plant and equipment	16,516	6,467
Other items	11,142	4,950
<b>Total</b>	<b>329,132</b>	<b>373,631</b>
<b>Liabilities</b>		
<b>Sale of interests in companies</b>		
Sonacol* (1)	162,647	189,028
Mining Companies* (3)	0	3,594
<b>Total</b>	<b>162,647</b>	<b>192,622</b>

\* Interests in subsidiary companies.  
\*\* Interests in associate companies.

- (1) On December 20, 2019, Copec S.A. and Abastible S.A. both subsidiaries of Empresas Copec S.A. together with Esmax Inversiones S.A. and Empresa Nacional de Energía Enx S.A. have informed the Chairman of the Board of Sociedad Nacional de Oleoductos S.A. ("Sonacol") that a mandate has been granted to Goldman Sachs as an investment bank, to structure and lead a process that will evaluate the sale of all the shares of Sonacol that they respectively own, in a competitive sale.
- (2) On January 17, 2018, the Fair Trade Court issued Resolution 51, which ordered the shareholders of Gasmar S. A. (Abastible S.A. and Gasco S.A.) to dispose of their interest in that company. The subsidiary Abastible filed an appeal against this resolution with the Supreme Court, which received this appeal together with appeals filed by other affected companies, rejected all these appeals on November 13, 2019. Therefore, the Fair Trade Court ruling became final and enforceable (see Note 32).

On August 2, 2021, the subsidiary Abastible S.A. reported that some of the preceding conditions to close the Share Sale Agreement of its entire shareholding in Gasmar S.A. to Inversiones Arco 4 SpA. have been met.

- (3) The subsidiary Inversiones Alxar S.A. sold its subsidiary companies that own the El Bronce, Botón de Oro, Choquelimpie and Planta Copiapó projects.

On May 14, 2020 Inversiones Alxar S.A. and Minera Camino Nevado Limitada signed a share purchase agreement with Inversiones y Servicios Loma Larga SpA and José Enrique Correa Tocornal. Under this



agreement, the buyers jointly acquired all the shares in Sociedad Contractual Minera Vilacollo (Choquelimpie) for ThUS\$ 2,000.

On 14 April 2020, Inversiones Alxar S.A. and Minera Camino Nevado Limitada signed a share purchase agreement with RIO2 Limited and RIO2 S.A.C. Under this agreement, the buyers jointly acquired all the shares of Compañía Minera Paso San Francisco S.A. (Copiapó Plant) for ThUS\$ 1,500.

On December 29, 2021, Inversiones Alxar S.A. and Empresas Copec S.A. signed a share purchase agreement with Sociedad Comercial Inversiones El Domo SpA and Fernando Silva Calonge. Under this agreement, the buyers jointly acquired all the shares of Compañía Minera La Merced S.A. and Compañía Minera Can-Can S.A. for ThUS\$ 14,407 and ThUS\$ 593, respectively.

- (4) The subsidiary Arauco invited tenders for the sale of 80,489 hectares of forestry land, and several domestic and foreign companies submitted bids. These bids were received from interested parties in December 2020, and Arauco selected the bid submitted by a consortium led by BTG Pactual Timberland Investment Group LLC, which included British Columbia Investment Management Corporation and APG Asset Management N.V. (hereinafter the "Consortium"), as this bid had the highest price and also proposed a working procedure to reach a final agreement within reasonable terms. This transaction involved the reclassification to Assets held for sale of land, biological assets and roads, most of which have now been sold.
- (5) On January 22, 2020, Copec S.A. authorized the sale of 71 unrequired properties that were mainly houses, land and buildings with no strategic value to the company.

During the second half of 2021, the indirect subsidiary Mapco Express Inc. authorized the sale of 28 unrequired properties that were mainly land, buildings, plants and equipment with no strategic value to the company.

The Group estimates that the book values of the assets held for sale are not less than their fair value less selling costs.

**NOTE 11. INTANGIBLE ASSETS**

The main intangibles assets as of December 31, 2021 and 2020 are patents, trademarks, IT programs, water and fishing rights, easements, mining properties and other acquired rights. They are generally recorded at historical cost.

Patents, trademarks, water and fishing rights, mining properties, easements and other acquired rights have indefinite useful lives, as neither the start nor the end of the period during which these rights are expected to generate cash flows is clear.

These rights are not amortized, but they are tested regularly for impairment.

a) Classes of intangible assets other than goodwill:

	12.31.2021			12.31.2020		
	Gross value ThUS\$	Accumulated amortization ThUS\$	Net value ThUS\$	Gross value ThUS\$	Accumulated amortization ThUS\$	Net value ThUS\$
Patents, trademarks and other rights with indefinite lives	200,284	0	200,284	218,294	0	218,294
Patents, trademarks and other rights with finite lives	447,387	(201,282)	246,105	876,183	(448,346)	427,837
Computer software	251,095	(193,065)	58,030	259,754	(188,053)	71,701
Other identifiable intangible assets	116,234	(47,752)	68,482	133,679	(48,582)	85,097
Fishing permits	15,736	0	15,736	15,736	0	15,736
Water rights	6,294	0	6,294	6,177	0	6,177
Mining projects	68,138	0	68,138	68,153	(15)	68,138
Customer portfolio	75,726	(46,508)	29,218	75,626	(40,534)	35,092
<b>Total intangible assets</b>	<b>1,180,894</b>	<b>(488,607)</b>	<b>692,287</b>	<b>1,653,602</b>	<b>(725,530)</b>	<b>928,072</b>
Finite lives	958,580	(488,607)	469,973	1,413,395	(725,530)	687,865
Indefinite lives	222,314	0	222,314	240,207	0	240,207
<b>Total intangible assets</b>	<b>1,180,894</b>	<b>(488,607)</b>	<b>692,287</b>	<b>1,653,602</b>	<b>(725,530)</b>	<b>928,072</b>



b) The detail and movement of the main classes of intangible assets other than goodwill is as follows:

	Patents, trademarks and other rights	Computer software	Fishing permits	Water rights	Other intangible assets	Mining projects	Customer portfolio	Total
<b>Opening balance as of 01-01-2021</b>	<b>646,131</b>	<b>71,701</b>	<b>15,736</b>	<b>6,177</b>	<b>85,097</b>	<b>68,138</b>	<b>35,092</b>	<b>928,072</b>
<b>Increase (decrease) due to changes in accounting policy</b>	<b>0</b>	<b>0</b>	<b>0</b>	<b>0</b>	<b>0</b>	<b>0</b>	<b>0</b>	<b>0</b>
<b>Restated opening balance</b>	<b>646,131</b>	<b>71,701</b>	<b>15,736</b>	<b>6,177</b>	<b>85,097</b>	<b>68,138</b>	<b>35,092</b>	<b>928,072</b>
<b>Movements in identifiable intangible assets</b>								
Disposals	0	(647)	0	0	(1,139)	0	0	(1,786)
Additions	953	20,234	0	186	4,107	0	0	25,480
Transfer of assets - rights*	(137,318)	0	0	0	0	0	0	(137,318)
Retirements	0	(558)	0	0	(144)	0	0	(702)
Amortization	(29,382)	(29,674)	0	0	(4,867)	0	(5,940)	(69,863)
Increase (decrease) for revaluation and impairment								
Increase (decrease) in foreign currency translation	(33,995)	(3,072)	0	(69)	(5,089)	0	65	(42,160)
Other increases (decreases)	0	46	0	0	(9,483)	0	1	(9,436)
<b>Total movements in identifiable intangible assets</b>	<b>(199,742)</b>	<b>(13,671)</b>	<b>0</b>	<b>117</b>	<b>(16,615)</b>	<b>0</b>	<b>(5,874)</b>	<b>(235,785)</b>
<b>Closing balance as of 12-31-2021</b>	<b>446,389</b>	<b>58,030</b>	<b>15,736</b>	<b>6,294</b>	<b>68,482</b>	<b>68,138</b>	<b>29,218</b>	<b>692,287</b>

\* Assets under contract at the subsidiary Copec S.A.

	Patents, trademarks and other rights with finite lives	Computer software	Fishing permits	Water rights	Other intangible assets	Mining projects	Customer portfolio	Total
<b>Opening balance as of 01-01-2020</b>	<b>687,708</b>	<b>76,427</b>	<b>15,736</b>	<b>6,402</b>	<b>84,032</b>	<b>68,126</b>	<b>39,981</b>	<b>978,412</b>
<b>Increase (decrease) due to changes in accounting policy</b>	<b>0</b>	<b>0</b>	<b>0</b>	<b>0</b>	<b>0</b>	<b>0</b>	<b>0</b>	<b>0</b>
<b>Restated opening balance</b>	<b>687,708</b>	<b>76,427</b>	<b>15,736</b>	<b>6,402</b>	<b>84,032</b>	<b>68,126</b>	<b>39,981</b>	<b>978,412</b>
<b>Movements in identifiable intangible assets</b>								
Disposals	0	107	0	0	0	0	0	107
Additions	33,576	25,310	0	38	5,273	14	0	64,211
Additions on business mergers	1,915	1,062	0	0	6,063	0	0	9,040
Retirements	(84)	(364)	0	0	0	0	0	(448)
Amortization	(54,786)	(25,593)	0	0	(6,493)	(2)	(5,120)	(91,994)
Increase (decrease) for revaluation and impairment								
Increase (decrease) in foreign currency translation	(17,818)	(1,817)	0	7	(3,778)	0	231	(23,175)
Other increases (decreases)	(4,380)	(3,431)	0	(270)	0	0	0	(8,081)
<b>Total movements in identifiable intangible assets</b>	<b>(41,577)</b>	<b>(4,726)</b>	<b>0</b>	<b>(225)</b>	<b>1,065</b>	<b>12</b>	<b>(4,889)</b>	<b>(50,340)</b>
<b>Closing balance as of 12-31-2020</b>	<b>646,131</b>	<b>71,701</b>	<b>15,736</b>	<b>6,177</b>	<b>85,097</b>	<b>68,138</b>	<b>35,092</b>	<b>928,072</b>

## c) Impairment

As of December 31, 2021 and 2020, there was no impairment.

## d) Restrictions

As of December 31, 2021 and 2020, there were no ownership restrictions with respect to intangible assets.

## e) Contractual commitments

As of December 31, 2021, the Group has intangible assets of ThUS\$ 1,096 for computer software programs that are subject to contractual acquisition commitments. As of December 31, 2020, there were no contractual commitments.

f) The useful lives applied to intangible assets as of December 31, 2021 and 2020 are as follows:

	Finite useful lives (years)		Indefinite lives
	Minimum	Maximum	
Commercial relationships with dealers and customers	7	15	-
Patents, trademarks and other rights	-	-	X
Accel trademarks in Panama	-	2	-
Industrial patents	10	50	-
Software programs	3	16	-
Other identifiable intangible assets	3	25	-
Fishing permits	-	-	X
Water rights	-	-	X
Capitalized mining projects	3	10	-
Mining properties	-	-	X

Movement during the period is amortization of intangible assets, and it is recorded in assets and/or expenses. This charge is reflected in any of the following items: Cost of sales, distribution costs and administration costs.

Additions to intangible assets are primarily flag rights (Organización Terpel S.A.), capitalized research into mining projects, and other assets.

## g) Intangible assets – Brands

The brands Accel, Terpel, Oiltec, Maxter, Celerity, Tergas and Gazel have been registered in the consolidated financial statements at their fair values, as a result of the valuation of intangible assets arising on the purchase of Organización Terpel S.A. and its subsidiaries. They all have an indefinite useful lives, except Accel. Trade Relations with Customers have also been recognized as intangible assets related to the business of the acquired companies, which have been assigned a finite useful life depending on the length of those contracts. Amortization is calculated linearly over their expected useful lives.

When the subsidiaries Abastible in Peru and Ecuador were acquired in June and October 2016 respectively, the following brands were registered: Solgas Artefactos, Solgas Auto, Gas Canalizado, Segurogas, Masgas, Duragas & Diseño, Auto Gas, Duragas, Duragas Express and Semapesa.

Following the acquisition of Mapco in November 2016 by the subsidiary Copec S.A., the following brands were registered: MapcoMart, Delta Express, Discount Food Mart, East Coast, Fast, Favorite Markets and Mapco Express.



**NOTE 12. GOODWILL**

Purchased goodwill is the excess of the consideration, plus any non-controlling interest in the acquiree, plus the fair value of any previously held interest in the acquiree, over the net value on the acquisition date of the acquired assets and liabilities.

Purchased goodwill is not amortized, but it is tested annually for impairment. It is allocated to the groups of cash generating units identified in the operating segments in which it originates. The transactions that generated goodwill are the investments in Arauco Canada (Flakeboard), Arauco do Brasil (formerly, Tafisa), and the successive purchases of Organización Terpel, Mapco, Solgas S.A., ExxonMobil, and the acquisition of two business lines from Comercializadora Novaverde through the indirect subsidiary Orizon S.A. as follows:

Company	12.31.2021 ThUS\$	12.31.2020 ThUS\$
Arauco (Flakeboard, Piên and others) (a)	57,697	59,567
Organización Terpel and others (b)	101,296	101,901
MAPCO (c)	152,362	152,362
Solgas (c)	68,915	75,880
Copec (Flux Solar, EMOAC, Copec Aviation) (d)	5,776	5,776
Orizon (e)	3,673	3,673
<b>Total</b>	<b>389,719</b>	<b>399,159</b>

- a) Arauco's goodwill totaled ThUS\$ 57,697 (ThUS\$ 59,567 as of December 31, 2020). "Flakeboard" (now Arauco Canada Ltd.) is a company that directly or through subsidiaries owns and operates seven panel plants, which Arauco acquired on September 24, 2012 at a price of ThUS\$ 242,502 for all the shares in that company, and resulted in goodwill of ThUS\$ 40,802. Goodwill of ThUS\$ 732 arose from the acquisition of all the shares of Prime-Line Inc. on September 1, 2019 for ThUS\$ 18,880 by Arauco North America Inc, a subsidiary of Arauco Canada Ltd.

The recoverable amount of the "Flakeboard" CGU was based on its value in use, using cash flow projections covering 7 years, which represents the cycle for this business, subject to a discount of between 7% and 8%, which reflects current market assessments for the panel segment in North America.

Goodwill of ThUS\$ 16,163 as of December 31, 2021 (ThUS\$ 17,357 as of December 31, 2020) was generated by investing in a panel plant in Pien Brazil.

The recoverable value of the CGU in Pien Brazil was based on calculations of value in use, using cash flow projections based on an operating plan approved by Management covering 5 years, subject to a discount of between 7% and 8%, which reflects current market assessments for the panel segment in Brazil.

The book values of these panel plants recorded in their financial statements as of December 31, 2021 and 2020 do not exceed their recoverable value. Therefore, no additional impairment losses have been recognized.

- b) Goodwill generated in Organización Terpel S.A. as of December 31, 2021 was ThUS\$ 100,608 (ThUS\$ 101,901 as of December 31, 2020). The decrease is due to fluctuations in exchange rates.
- c) Goodwill arose during 2016 as a result of acquiring MAPCO and Solgas by Copec S.A. and Abastible S.A., respectively.
- d) As of December 31, 2021, the goodwill associated with the acquisition of Flux Solar SpA. was ThUS\$ 1,039

Provisionally recognized goodwill as of December 31, 2021 as a result of the business combination of Dhemax SpA., EMOAC SpA. and Copec Aviation S.A. (formerly Air BP Copec S.A.) was ThUS\$ 688, ThUS\$ 3,156 and ThUS\$ 1,581, respectively.

- e) The indirect subsidiary Orizon S.A. acquired two businesses from Comercializadora Novaverde S.A. during August 2018. These are distributing General Mills' products in Chile, and distributing and marketing processed avocado pears. As of December 31, 2021, the goodwill associated with this acquisition remained unchanged.

This purchased goodwill was ThUS\$ 389,719 as of December 31, 2021 (ThUS\$ 399,159 as of December 31, 2020), and the movements each year are as follows:

	12.31.2021 ThUS\$			12.31.2020 ThUS\$		
	Gross value	Impairment	Net value	Gross value	Impairment	Net value
Opening balance	399,159	0	399,159	413,693	0	413,693
Additions (1)	0	688	688	4,737	0	4,737
Business combination adjustment (2)	0	0	0	204	0	204
Impairment on sale of subsidiary (3)	0	(685)	(685)	0	0	0
Increase (decrease) in foreign currency translation	(9,443)	0	(9,443)	(19,475)	0	(19,475)
<b>Closing balance</b>	<b>389,716</b>	<b>3</b>	<b>389,719</b>	<b>399,159</b>	<b>0</b>	<b>399,159</b>

- (1) The additions during 2020 were the acquisition of EMOAC SpA and Copec Aviation S.A. and the addition during 2021 was Dhemax SpA.
- (2) The business combination adjustment for 2020 is the acquisition of Flux Solar S.A.
- (3) Impairment resulting from the sale of the indirect subsidiary Forestal Los Lagos SpA.



**NOTE 13. PROPERTY, PLANT AND EQUIPMENT**

## a) Classes of Property, Plant and Equipment, Net

	12.31.2021 ThUS\$			12.31.2020 ThUS\$		
	Gross value	Accumulated depreciation	Net value	Gross value	Accumulated depreciation	Net value
Construction in progress	3,068,336	0	3,068,336	2,187,860	0	2,187,860
Land	1,657,274	0	1,657,274	1,781,158	0	1,781,158
Buildings	5,807,119	(2,761,197)	3,045,922	5,848,828	(2,652,514)	3,196,314
Plant and equipment	8,201,717	(4,791,626)	3,410,091	8,102,972	(4,587,277)	3,515,695
IT equipment	167,409	(120,824)	46,585	165,041	(113,989)	51,052
Fixtures and fittings	290,290	(163,210)	127,080	287,778	(141,929)	145,849
Motor vehicles	186,727	(116,626)	70,101	201,176	(118,516)	82,660
Leasehold improvements	72,572	(36,171)	36,401	80,952	(37,549)	43,403
Other property, plant and equipment	780,670	(385,000)	395,670	875,633	(425,669)	449,964
<b>Total property, plant and equipment</b>	<b>20,232,114</b>	<b>(8,374,654)</b>	<b>11,857,460</b>	<b>19,531,398</b>	<b>(8,077,443)</b>	<b>11,453,955</b>

The depreciation expense during 2021 and 2020 was as follows:

Depreciation expense (*)	12.31.2021 ThUS\$	12.31.2020 ThUS\$
Cost of sales	546,945	569,024
Administrative expenses	34,860	35,814
Other miscellaneous operating expenses	15,796	15,888
<b>Total</b>	<b>597,601</b>	<b>620,726</b>

(\*) Depreciation is the charge to the statement of net income for 2021 and 2020, excluding the portion included in inventories.

b) Movements in categories property, plant and equipment are detailed as follows.

**As of December 31, 2021**

	Construction in progress	Land	Buildings	Plant and equipment	IT equipment	Fixtures and fittings	Motor vehicles	Leasehold improvements	Other property, plant and equipment	Property, plant and equipment
	ThUS\$	ThUS\$	ThUS\$	ThUS\$	ThUS\$	ThUS\$	ThUS\$	ThUS\$	ThUS\$	ThUS\$
<b>Opening balance</b>	<b>2,187,860</b>	<b>1,781,158</b>	<b>3,196,314</b>	<b>3,515,695</b>	<b>51,052</b>	<b>145,849</b>	<b>82,660</b>	<b>43,403</b>	<b>449,964</b>	<b>11,453,955</b>
Increase (decrease) due to changes in accounting policy	0	0	0	0	0	0	0	0	0	0
<b>Restated opening balance</b>	<b>2,187,860</b>	<b>1,781,158</b>	<b>3,196,314</b>	<b>3,515,695</b>	<b>51,052</b>	<b>145,849</b>	<b>82,660</b>	<b>43,403</b>	<b>449,964</b>	<b>11,453,955</b>
<b>Changes</b>										
Additions	1,347,597	16,120	34,092	38,505	3,774	18,556	4,180	7,676	10,610	1,481,110
Acquisitions through business combinations	0	0	0	0	7	0	7	0	0	14
Transfers of closed works in progress	(245,383)	822	66,235	178,611	3,243	(617)	1,995	0	(4,906)	0
Disposals	(215)	(25,285)	(954)	(10,853)	(170)	(7)	(371)	0	(205)	(38,060)
Transfers to (from) construction in progress	(158,107)	11,793	86,960	39,671	6,919	7,701	6,351	3,056	20,653	24,997
Transfers to (from) non-current assets held for sale	(20,961)	107	4,859	16,351	25	447	43	0	390	1,261
Retirements	(4,889)	(9,580)	(16,701)	(9,221)	(246)	(6,819)	(2,544)	(4,893)	(5,346)	(60,239)
Depreciation	0	0	(190,596)	(345,295)	(14,609)	(23,516)	(13,749)	(6,322)	(25,773)	(619,860)
Impairment	0	0	(14,669)	(61)	(454)	(9)	(95)	0	0	(15,288)
Reclassification from operating lease to PPE	0	0	0	58,276	72	13	1,149	0	0	59,510
Increase (decrease) in foreign currency translation	(27,349)	(95,015)	(117,709)	(70,057)	(2,667)	(7,665)	(9,643)	(4,314)	(47,551)	(381,970)
Other increases (decreases) (*)	(10,217)	(22,846)	(1,909)	(1,531)	(361)	(6,853)	118	(2,205)	(2,166)	(47,970)
<b>Total Changes</b>	<b>880,476</b>	<b>(123,884)</b>	<b>(150,392)</b>	<b>(105,604)</b>	<b>(4,467)</b>	<b>(18,769)</b>	<b>(12,559)</b>	<b>(7,002)</b>	<b>(54,294)</b>	<b>403,505</b>
<b>Closing balance</b>	<b>3,068,336</b>	<b>1,657,274</b>	<b>3,045,922</b>	<b>3,410,091</b>	<b>46,585</b>	<b>127,080</b>	<b>70,101</b>	<b>36,401</b>	<b>395,670</b>	<b>11,857,460</b>

(\*) The sale of property, plant and equipment in 2021.

**As of December 31, 2020**

	Construction in progress	Land	Buildings	Plant and equipment	IT equipment	Fixtures and fittings	Motor vehicles	Leasehold improvements	Other property, plant and equipment	Property, plant and equipment
	ThUS\$	ThUS\$	ThUS\$	ThUS\$	ThUS\$	ThUS\$	ThUS\$	ThUS\$	ThUS\$	ThUS\$
<b>Opening balance</b>	<b>1,435,387</b>	<b>1,777,329</b>	<b>3,118,167</b>	<b>3,623,313</b>	<b>44,043</b>	<b>134,382</b>	<b>82,383</b>	<b>45,420</b>	<b>423,965</b>	<b>10,684,389</b>
Increase (decrease) due to changes in accounting policy	0	0	0	0	0	0	0	0	0	0
<b>Restated opening balance</b>	<b>1,435,387</b>	<b>1,777,329</b>	<b>3,118,167</b>	<b>3,623,313</b>	<b>44,043</b>	<b>134,382</b>	<b>82,383</b>	<b>45,420</b>	<b>423,965</b>	<b>10,684,389</b>
<b>Changes</b>										
Additions	1,456,837	29,763	14,063	56,823	2,492	18,024	5,758	6,155	19,376	1,609,291
Acquisitions through business combinations	85	0	1,611	1,865	0	0	1,199	0	115	4,875
Transfers of closed works in progress	(437,935)	6	181,825	235,776	11,796	4,834	3,149	0	549	0
Disposals	0	(14,957)	(545)	(8,381)	(6)	(1)	(197)	0	(1,584)	(25,671)
Transfers to (from) construction in progress	(235,502)	24,111	104,870	41,395	9,691	16,983	6,686	2,657	29,109	0
Transfers to (from) non-current assets held for sale	0	0	(1,085)	0	(13)	(626)	0	(29)	0	(1,753)
Retirements	(6,281)	(15,141)	(3,951)	(6,188)	(127)	(994)	(1,579)	0	(800)	(35,061)
Depreciation	0	0	(198,889)	(343,777)	(15,623)	(23,311)	(16,049)	(6,714)	(25,338)	(629,701)
Impairment	(13,506)	0	(21,414)	(23,513)	(425)	123	(107)	0	47	(58,795)
Reclassification from operating lease to PPE	0	0	0	2,411	0	0	375	0	0	2,786
Increase (decrease) in foreign currency translation	(878)	(21,914)	(652)	(62,260)	81	(5,222)	965	(970)	4,036	(86,814)
Other increases (decreases)	(10,347)	1,961	2,314	(1,769)	(857)	1,657	77	(3,116)	489	(9,591)
<b>Total Changes</b>	<b>752,473</b>	<b>3,829</b>	<b>78,147</b>	<b>(107,618)</b>	<b>7,009</b>	<b>11,467</b>	<b>277</b>	<b>(2,017)</b>	<b>25,999</b>	<b>769,566</b>
<b>Closing balance</b>	<b>2,187,860</b>	<b>1,781,158</b>	<b>3,196,314</b>	<b>3,515,695</b>	<b>51,052</b>	<b>145,849</b>	<b>82,660</b>	<b>43,403</b>	<b>449,964</b>	<b>11,453,955</b>



**Property, plant and equipment pledged in guarantee:**

There were no significant assets given in guarantee in these Consolidated Financial Statements.

**Disbursement commitments for projects or to acquire property, plant and equipment**

	<b>12.31.2021</b> ThUS\$	<b>12.31.2020</b> ThUS\$
Disbursements for property, plant and equipment in construction	278,954	1,465,405
	<b>12.31.2021</b> ThUS\$	<b>12.31.2020</b> ThUS\$
Commitments to acquire property, plant and equipment	384,375	571,392

## c) Components temporarily out of service

There were no significant components of property, plant, and equipment that were temporarily out of service as of December 31, 2021 and 2020.

## d) Impairment

Details of impaired property, plant and equipment are described in Note 28.

## e) Items fully depreciated, but still in use

There were no significant components of property, plant, and equipment that were fully depreciated and still in use as of December 31, 2021 and 2020.

**NOTE 14. LEASES****14.1 Lessee**

The Group did not apply the IFRS 16 disclosure requirements to recognize right-of-use assets and a lease liability for leases that will terminate within 12 months of January 1, 2019, nor for leases where the underlying asset has a value below ThUS\$ 5.

Right-of-use leased assets

## a) Right-of-use leased assets

	12.31.2021 ThUS\$			12.31.2020 ThUS\$		
	Gross value	Accumulated depreciation	Net value	Gross value	Accumulated depreciation	Net value
Land	532,809	(128,660)	404,149	500,377	(85,192)	415,185
Buildings	198,501	(59,854)	138,647	200,403	(34,746)	165,657
Plant and equipment	47,477	(14,800)	32,677	83,909	(44,200)	39,709
IT equipment	4,012	(3,337)	675	3,476	(1,970)	1,506
Fixtures and fittings	4,900	(3,157)	1,743	4,888	(2,258)	2,630
Motor vehicles	210,708	(139,704)	71,004	199,804	(86,348)	113,456
Other right of use assets	20,142	(5,835)	14,307	21,574	(1,219)	20,355
<b>Total</b>	<b>1,018,549</b>	<b>(355,347)</b>	<b>663,202</b>	<b>1,014,431</b>	<b>(255,933)</b>	<b>758,498</b>



## b) Movements in right-of-use leased assets

Movements in right-of-use leased assets as of December 31, 2021 and 2020, are as follows:

**As of December 31, 2021**

	Land	Buildings	Plant and equipment	IT equipment	Fixtures and fittings	Motor vehicles	Other Property, Plant and Equipment	Property, plant and equipment
	ThUS\$	ThUS\$	ThUS\$	ThUS\$	ThUS\$	ThUS\$	ThUS\$	ThUS\$
<b>Opening balance</b>	<b>415,185</b>	<b>165,657</b>	<b>39,709</b>	<b>1,506</b>	<b>2,630</b>	<b>113,456</b>	<b>20,355</b>	<b>758,498</b>
Increase (decrease) due to changes in accounting policy	0	0	0	0	0	0	0	0
<b>Restated opening balance</b>	<b>415,185</b>	<b>165,657</b>	<b>39,709</b>	<b>1,506</b>	<b>2,630</b>	<b>113,456</b>	<b>20,355</b>	<b>758,498</b>
<b>Changes</b>								
Additions	42,972	23,207	1,617	944	0	14,332	0	83,072
Retirements	(67)	(4,299)	0	0	0	(243)	(98)	(4,707)
Depreciation	(36,373)	(26,851)	(7,463)	(1,404)	(763)	(52,416)	(2,071)	(127,341)
Increase (decrease) for revaluation and impairment losses	(644)	(6)	(275)	(6)	0	21	0	(910)
Reclassification from operating lease to PPE	0	0	0	0	0	0	(7,403)	(7,403)
Increase (decrease) in foreign currency translation	(16,924)	(17,552)	(47)	(343)	0	(4,088)	0	(38,954)
Other increases (decreases)	0	(1,509)	(864)	(22)	(124)	(58)	3,524	947
<b>Total Changes</b>	<b>(11,036)</b>	<b>(27,010)</b>	<b>(7,032)</b>	<b>(831)</b>	<b>(887)</b>	<b>(42,452)</b>	<b>(6,048)</b>	<b>(95,296)</b>
<b>Closing balance</b>	<b>404,149</b>	<b>138,647</b>	<b>32,677</b>	<b>675</b>	<b>1,743</b>	<b>71,004</b>	<b>14,307</b>	<b>663,202</b>

**As of December 31, 2020**

	Land	Buildings	Plant and equipment	IT equipment	Fixtures and fittings	Motor vehicles	Other Property, Plant and Equipment	Property, plant and equipment
	ThUS\$	ThUS\$	ThUS\$	ThUS\$	ThUS\$	ThUS\$	ThUS\$	ThUS\$
<b>Opening balance</b>	<b>410,424</b>	<b>160,789</b>	<b>59,679</b>	<b>2,269</b>	<b>3,241</b>	<b>147,976</b>	<b>17,583</b>	<b>801,961</b>
Increase (decrease) due to changes in accounting policy	0	0	0	0	0	0	0	0
<b>Restated opening balance</b>	<b>410,424</b>	<b>160,789</b>	<b>59,679</b>	<b>2,269</b>	<b>3,241</b>	<b>147,976</b>	<b>17,583</b>	<b>801,961</b>
<b>Changes</b>								
Additions	40,104	30,288	0	203	0	21,090	3,750	95,435
Retirements	(4,717)	(88)	(5,087)	0	0	(862)	(435)	(11,189)
Depreciation	(37,248)	(33,571)	(17,670)	(884)	(705)	(52,636)	(2,802)	(145,516)
Impairment	0	(48)	0	0	0	0	0	(48)
Reclassification from operating lease to PPE	0	0	0	0	0	0	(2,786)	(2,786)
Increase (decrease) in foreign currency translation	6,784	9,975	1,505	(18)	94	(2,741)	0	15,599
Other increases (decreases)	(162)	(1,688)	1,282	(64)	0	629	5,045	5,042
<b>Total Changes</b>	<b>4,761</b>	<b>4,868</b>	<b>(19,970)</b>	<b>(763)</b>	<b>(611)</b>	<b>(34,520)</b>	<b>2,772</b>	<b>(43,463)</b>
<b>Closing balance</b>	<b>415,185</b>	<b>165,657</b>	<b>39,709</b>	<b>1,506</b>	<b>2,630</b>	<b>113,456</b>	<b>20,355</b>	<b>758,498</b>

- c) Depreciation on right-of-use leased assets that was charged to the statement of net income as of December 31, 2021 and 2020 was as follows.

<b>Depreciation on right of use leased assets in the statement of net income for the period (*)</b>	<b>12.31.2021</b> ThUS\$	<b>12.31.2020</b> ThUS\$
Cost of sales	100,099	121,570
Administrative expenses	11,010	12,754
Other miscellaneous operating expenses	6,010	5,390
<b>Total</b>	<b>117,119</b>	<b>139,714</b>

(\*) Depreciation is the charge to the statement of net income for 2021 and 2020, excluding the portion included in inventories.

- d) Lease liabilities are as follows.

<b>Lease liabilities</b>	<b>12.31.2021</b> ThUS\$	<b>12.31.2020</b> ThUS\$
Current	115,866	130,219
Non-current	544,040	628,138
<b>Total lease liabilities</b>	<b>659,906</b>	<b>758,357</b>

The dates that lease liabilities mature are included in Note 3.4.

## 14.2 Lessor

IFRS 16 keeps the lessor's accounting requirements described in IAS 17 substantially unchanged. Consequently, the Group has continued to classify its leases as operating or finance, as appropriate.



**Reconciliation of minimum finance lease payments, Lessor**

Minimum lease receipts, finance leases	12.31.2021		
	Gross ThUS\$	Interest ThUS\$	Value ThUS\$
Under one year	27	0	27
One to five years	0	0	0
Over five years	0	0	0
<b>Total</b>	<b>27</b>	<b>0</b>	<b>27</b>

Minimum lease receipts, finance leases	12.31.2020		
	Gross ThUS\$	Interest ThUS\$	Value ThUS\$
Under one year	121	(12)	109
One to five years	26	0	26
Over five years	0	0	0
<b>Total</b>	<b>147</b>	<b>(12)</b>	<b>135</b>

These leasing receivables are shown in the consolidated statement of financial position under Current and non-current trade and other receivables, depending on their due dates.

The Group has finance leases. Some of these contracts include machinery and equipment, covering periods not exceeding five years and at market interest rates. They also include early termination options, according to the general and special conditions established in each contract.

There are no contingent lease payments or reportable restrictions for finance leases as lessee or lessor shown in the tables above.

**NOTE 15. INVESTMENT PROPERTIES**

	12.31.2021 ThUS\$	12.31.2020 ThUS\$
<b>Opening balance</b>	<b>29,632</b>	<b>35,300</b>
Additions	2	141
Disposals through sales of businesses	(133)	(112)
Transfers (from) non-current assets and disposal groups held for sale	7,655	0
Transfer to held-for-sale	(170)	(7,027)
Impairment losses recognized in income	(38)	0
Depreciation expense	(35)	(35)
Increase (decrease) in foreign currency translation	(5,282)	1,365
<b>Total Changes in Investment Property</b>	<b>1,999</b>	<b>(5,668)</b>
<b>Closing balance</b>	<b>31,631</b>	<b>29,632</b>

As of December 31, 2021 and 2020, investment properties are land, minor facilities and their respective depreciation.

There are no significant rental income or operating expenses for investment properties.

There are no contractual obligations for the acquisition, construction or development of investment properties, or for their repair, maintenance or improvement.

The fair value of investment properties as of December 31, 2021 amounts to ThUS\$ 55,670 (ThUS\$ 57,835 as of December 31, 2020).

**NOTE 16. DEFERRED TAXES**

Deferred tax assets and liabilities can only be offset if this right has been legally recognized and the assets and liabilities refer to the same tax authority.

The tax rate applicable to the Parent Company's main subsidiaries is 27% in Chile, 30% in Mexico, 34% in Brazil, 25% in Uruguay, 21% in the United States (federal rate), 29.5% in Peru, 25% in Ecuador, 35% in Argentina and 31% in Colombia.

During the year, Law 27,630 was enacted in Argentina, which established new income tax rates applicable with effect from 2021. Accordingly, a progressive tax scale was approved whereby earnings under AR\$ 5 million (approx. ThUS\$ 49 as of December 31, 2021) will be taxed at 25%, earnings between that amount and AR\$ 50 million (approx. ThUS\$ 487 as of December 31, 2021) will be taxed at 30% and earnings in excess of that amount will be taxed at 35%. This regulatory change caused a loss of approximately ThUS\$ 49,000 in the income tax expense of Arauco Argentina S.A. The rate for 2020 was 30%.

A 1% reduction in the tax rate for 2021 in Colombia (32% for 2020) had a negative effect on the indirect subsidiary Organización Terpel S.A. equivalent to COP\$ 37,486 million.



a) Deferred tax assets and liabilities are as follows:

	12.31.2021 ThUS\$	12.31.2020 ThUS\$
<b>Deferred tax assets relating to:</b>		
Inventory	20,668	9,617
Impaired receivables provisions	8,599	19,851
Provision for vacations	4,278	3,602
Prepaid income	17,327	3,487
Obligations for post-employment benefits	31,277	32,001
Financial instrument revaluations	108,910	79,765
Revaluations of property, plant and equipment	32,480	24,397
Tax losses	128,620	210,937
Differences on accrued liabilities	8,257	8,107
Differences on intangible assets revaluations	2,767	3,713
Differences on impairment provision revaluations	8,564	14,193
Differences on trade and other receivables revaluations	4,625	2,427
Differences on tax credits	8,996	20,898
Provisions	38,450	23,662
Other items	51,373	30,350
<b>Total deferred tax assets</b>	<b>475,191</b>	<b>487,007</b>
Offset by deferred tax liabilities	(359,663)	(373,683)
<b>Net effect</b>	<b>115,528</b>	<b>113,324</b>
	12.31.2021 ThUS\$	12.31.2020 ThUS\$
<b>Deferred tax liabilities relating to:</b>		
Differences between financial & taxation depreciation	182,114	198,458
Provisions	11,023	(7,021)
Obligations for post-employment benefits	0	2,205
Revaluations of property, plant and equipment	1,361,190	1,091,819
Revaluations of biological assets	605,166	644,348
Prepaid expenditure valuations	38,088	42,319
Intangible assets	189,895	212,398
Financial instrument revaluations	25,668	27,351
Inventories	48,541	33,895
Other items	23,868	14,509
Permanent foreign investments	2,158	811
<b>Total deferred tax liabilities</b>	<b>2,487,711</b>	<b>2,261,092</b>
Offset by deferred tax assets	(359,663)	(373,683)
<b>Net effect</b>	<b>2,128,048</b>	<b>1,887,409</b>

b) Income (expenses) from current and deferred income taxes are as follows:

	12.31.2021 ThUS\$	12.31.2020 ThUS\$
<b>Current tax income (expense)</b>		
Current tax expense	(422,113)	(127,412)
Tax benefit arising from previously unrecognized tax assets used to reduce current tax expenses	176,226	183,967
Adjustments to prior period current tax	(1,023)	4,450
Other current tax expense	5,652	(3,676)
<b>Total current tax income (expense), net</b>	<b>(241,258)</b>	<b>57,329</b>
	12.31.2021 ThUS\$	12.31.2020 ThUS\$
<b>Deferred tax income (expense)</b>		
Deferred tax income (expense) relating to origination and reversal of temporary differences	(205,435)	(149,016)
Deferred tax expense related to changes in the tax rate or new rates	(4,346)	(399)
Tax benefit arising from assets for previously unrecognized taxes used to reduce deferred tax expense	(99,406)	2,605
Other deferred tax expense	(2,696)	(558)
<b>Total deferred tax income (expense), net</b>	<b>(311,883)</b>	<b>(147,368)</b>
<b>Total income tax income (expense)</b>	<b>(553,141)</b>	<b>(90,039)</b>

c) Income (expenses) from foreign and Chilean income taxes are as follows:

	12.31.2021 ThUS\$	12.31.2020 ThUS\$
Current foreign taxes	(177,214)	(129)
Current national taxes	(64,044)	57,458
<b>Total Current Tax</b>	<b>(241,258)</b>	<b>57,329</b>
Deferred foreign taxes	(67,453)	(39,025)
Deferred national taxes	(244,430)	(108,343)
<b>Total Deferred Tax</b>	<b>(311,883)</b>	<b>(147,368)</b>
<b>Total Income Tax</b>	<b>(553,141)</b>	<b>(90,039)</b>



## d) Reconciliation of the tax expense using statutory rate with tax expense using the effective rate.

	12.31.2021 ThUS\$	12.31.2020 ThUS\$
<b>Income tax expense using the statutory rate</b>	<b>(1,078,247)</b>	<b>(98,596)</b>
Tax effect of rates in other jurisdictions		
Tax effect of rates in other jurisdictions	(11,886)	(17,020)
Tax effect of non-taxable revenue	640,349	39,285
Tax effect of non-deductible expenditure	(29,099)	(39,069)
Tax effect of using previously unrecognized tax losses	350	752
Tax effect of a tax benefit previously unrecognized in the statement of net income	0	10,019
Tax effect of reassessment of unrecognized deferred tax assets	18,984	(1,062)
Tax effect of changes in tax rates	(56,446)	49
Tax effect from over provided tax in prior periods	(2,798)	4,461
Taxation calculated with the applicable rate	(3,764)	2,166
Other increase (decrease) in statutory tax charge	(30,584)	8,976
<b>Total adjustments to tax expense using statutory rate</b>	<b>525,106</b>	<b>8,557</b>
<b>Tax expense using the effective rate</b>	<b>(553,141)</b>	<b>(90,039)</b>

Deferred tax assets from negative tax bases that have not yet been offset are recognized to the extent that it is likely that the corresponding benefit will be recovered in the future. In this regard, there are no unrecognized deferred tax assets.

Concept	12.31.2021		12.31.2020	
	Deductible Difference ThUS\$	Taxable Difference ThUS\$	Deductible Difference ThUS\$	Taxable Difference ThUS\$
Deferred tax assets	357,569	0	263,933	0
Tax losses	117,622	46	223,074	46
Deferred tax liabilities	0	2,487,665	0	2,261,046
<b>Total</b>	<b>475,191</b>	<b>2,487,711</b>	<b>487,007</b>	<b>2,261,092</b>

Effect of deferred taxes on net income	12.31.2021 ThUS\$	12.31.2020 ThUS\$
Deferred tax assets	8,822	5,433
Tax losses	(101,365)	14,139
Deferred tax liabilities	(219,653)	(167,122)
Decreases in foreign currency translation	313	182
<b>Total</b>	<b>(311,883)</b>	<b>(147,368)</b>

**NOTE 17. TRADE AND OTHER PAYABLES**

Trade and other payables are detailed as follows:

	12.31.2021 ThUS\$	12.31.2020 ThUS\$
<b>Current</b>		
Trade payables	1,684,455	1,432,958
Unearned revenue (1)	204,853	199,048
Other payables	11,537	15,716
<b>Total</b>	<b>1,900,845</b>	<b>1,647,722</b>

(1) Prepaid income relates to product storage services at the subsidiary Copec S.A., which is recognized as sales revenue after the product is delivered to the respective customer and the Company no longer controls those products.

The Group's main suppliers as of December 31, 2021 and 2020 are as follows Enap Refinerías S.A., Gasmar S.A., Geogas Trading S.A., Idom Ingeniería y Consultoría S.A., Ing. Construcción y Mantenición Industrial Aconcagua Ltda and Terracon Ingeniería y Servicios Ltda.

The stratification of trade payables as of December 31, 2021 and 2020 is as follows:

As of December 31, 2021

**TRADE CREDITORS NOT OVERDUE**

Supplier	Amount by payment terms in days						Total ThUS\$
	Under 30	31-60	61-90	91-120	121-365	Over 366	
Products	773,952	72,966	8,387	1,963	216	0	857,484
Services	502,478	29,906	2,302	8,710	242	308	543,946
Others (1)	172,665	10,204	2,567	269	0	1,504	187,209
<b>TotalThUS\$</b>	<b>1,449,095</b>	<b>113,076</b>	<b>13,256</b>	<b>10,942</b>	<b>458</b>	<b>1,812</b>	<b>1,588,639</b>

**TRADE PAYABLES OVERDUE (2)**

Supplier	Amounts by days overdue						Total ThUS\$
	Under 30	31-60	61-90	91-120	121-180	Over 181	
Products	13,137	25,005	887	1,282	1,291	2,129	43,731
Services	31,576	2,845	1,004	815	2,869	1,630	40,739
Others (1)	9,210	564	568	388	464	152	11,346
<b>TotalThUS\$</b>	<b>53,923</b>	<b>28,414</b>	<b>2,459</b>	<b>2,485</b>	<b>4,624</b>	<b>3,911</b>	<b>95,816</b>
<b>TotalThUS\$</b>	<b>1,503,018</b>	<b>141,490</b>	<b>15,715</b>	<b>13,427</b>	<b>5,082</b>	<b>5,723</b>	<b>1,684,455</b>

As of December 31, 2020

**TRADE CREDITORS NOT OVERDUE**

Supplier	Amount by payment terms in days						Total ThUS\$
	Under 30	31-60	61-90	91-120	121-365	Over 366	
Products	741,272	43,071	8,259	1,711	252	401	794,966
Services	464,805	30,657	3,072	7,486	1,341	277	507,638
Others (1)	14,769	6,154	3,514	3,371	0	0	27,808
<b>TotalThUS\$</b>	<b>1,220,846</b>	<b>79,882</b>	<b>14,845</b>	<b>12,568</b>	<b>1,593</b>	<b>678</b>	<b>1,330,412</b>

**TRADE PAYABLES OVERDUE (2)**

Supplier	Amounts by days overdue						Total ThUS\$
	Under 30	31-60	61-90	91-120	121-180	Over 181	
Products	53,805	16,389	1,691	799	932	828	74,444
Services	18,921	3,656	752	412	1,048	3,013	27,802
Others (1)	0	0	300	0	0	0	300
<b>TotalThUS\$</b>	<b>72,726</b>	<b>20,045</b>	<b>2,743</b>	<b>1,211</b>	<b>1,980</b>	<b>3,841</b>	<b>102,546</b>
<b>TotalThUS\$</b>	<b>1,293,572</b>	<b>99,927</b>	<b>17,588</b>	<b>13,779</b>	<b>3,573</b>	<b>4,519</b>	<b>1,432,958</b>

(\*) The *Other* item is deferred revenue, tax liabilities other than income tax, staff payables and other payables.

(2) Trade payables past due are mainly retentions, lawsuits, non-compliance with supplier contracts and tax documents pending issuance by suppliers.



The Parent Company, Empresas Copec S.A., has a maximum payment period of 30 days. The average payment period for each subsidiary varies depending on their business.

As of December 31, 2021 and 2020, supplier's payment terms do not include interest or indexation clauses.

## **NOTE 18. RELATED PARTY BALANCES AND TRANSACTIONS**

Related parties are the entities defined in IAS 24, in the standards issued by the Financial Markets Commission (FMC, formerly the Superintendent of Securities and Insurance) and in Corporate Law.

Balances receivable from and payable to related parties as of each period-end primarily arise from business transactions. They are denominated in Chilean pesos and U.S. dollars, they have payment terms that do not exceed 60 days, and in general do not have any indexation or interest clauses.

No guarantees have been granted and there are no provisions for doubtful accounts in relation to balances between related parties at the reporting date.

The "Transactions" table includes all transactions with related parties that total over ThUS\$ 200 per annum in any period (which is 0.001% of operating revenues and 0.001% of cost of sales).

## 18.1 Related party receivables

Related Party Receivables, Current	Country	Relationship	12.31.2021 ThUS\$	12.31.2020 ThUS\$
96,722,460-K Metrogas S.A.	Chile	Associate	6,643	10,513
96,505,760-9 Colbún S.A.	Chile	Director in common	4,519	369
99,500,140-3 Eka Chile S.A.	Chile	Joint venture	2,510	1,251
76,879,577-0 E2E S.A.	Chile	Indirect associate	1,766	1,387
96,893,820-7 Corpesca S.A.	Chile	Indirect associate	1,306	599
96,532,330-9 CMPC Pulp SpA.	Chile	Common shareholder	665	883
96,529,310-8 CMPC Tissue S.A.	Chile	Common shareholder	455	105
76,122,974-5 Algae Fuels S.A.	Chile	Indirect associate	314	375
76,044,336-0 Golden Omega S.A.	Chile	Indirect associate	257	1
96,925,430-1 Servicios Corporativos Sercor S.A.	Chile	Indirect associate	226	366
- Montagas S.A. ESP	Colombia	Indirect associate	201	210
79,895,330-3 Compañía Puerto Coronel S.A.	Chile	Indirect associate	195	194
65,097,218-K Fundación Acerca Redes	Chile	Subsidiary is founder and contributor	165	968
91,440,000-7 Forestal Mininco S.A.	Chile	Common shareholder	160	65
95,304,000-K CMPC Maderas S.A.	Chile	Common shareholder	93	101
96,731,890-6 Cartulinas CMPC S.A.	Chile	Common shareholder	76	1,874
89,201,400-0 Envases Impresos S.A.	Chile	Common shareholder	68	4
96,532,330-9 CMPC Celulosa S.A.	Chile	Common shareholder	68	117
96,853,150-6 Papeles Cordillera S.A.	Chile	Common shareholder	50	49
- Fibroacero S.A.	Ecuador	Indirect associate	42	43
79,943,600-0 Forsac SpA.	Chile	Common shareholder	30	1
92,580,000-7 Entel S.A.	Chile	Common shareholder	30	14
96,942,120-8 STEM Terpel	Chile	Joint venture	25	0
88,566,900-K Empresa Distribuidora de Papeles y Cartones	Chile	Common shareholder	16	4
79,943,600-0 PROPA S.A.	Chile	Common shareholder	14	2
76,659,730-0 Elemental S.A.	Chile	Indirect associate	14	6
96,641,810-9 Gas Natural Producción S.A.	Chile	Indirect associate	5	5
99,555,680-4 Parque Zoológico Buin Zoo	Chile	Director in common	2	2
77,072,740-5 Agrícola Siemel Ltda	Chile	Common shareholder	1	16
76,037,855-0 Inversiones Laguna Blanca S.A.	Chile	Joint venture	0	9,250
- Marcobre S.A.C	Peru	Indirect associate	2,160	0
76,037,864-K Portuaria Otway Ltda	Chile	Indirect associate	0	43
76,037,872-0 Rentas y Construcciones Fitz Roy Ltda.	Chile	Joint venture	0	36
86,359,300-K Sociedad Recuperadora de Papel SpA.	Chile	Indirect associate	6	0
76,037,869-0 Equipos Mineros Rio Grande Ltda.	Chile	Indirect associate	0	18
76,456,800-1 Mina Invierno S.A.	Chile	Joint venture	0	21
76,037,858-5 Producción y Servicios Mineros Ltda.	Chile	Joint venture	0	19
- PGNT GasNorte SAC Colombia	Colombia	Indirect associate	0	8
96,636,520-K Gasmar S.A.	Chile	Indirect associate	0	6
77,155,079-9 Inversiones de Electromovilidad CK SpA	Chile	Indirect associate	0	8,688
77,155,085-1 Administradora de Electromovilidad SpA.	Chile	Indirect associate	0	1,717
- Unillin Arauco Pisos Ltda	Brazil	Joint venture	0	829
79,825,060-4 Forestal del Sur S.A.	Chile	Common shareholder	0	575
- Arauco Sonae Portugal S.A.	Portugal	Indirect associate	0	369
- PGNT GasSur SAC Colombia	Colombia	Indirect associate	0	5
76,044,336-0 Sociedad de Inversiones de Aviación Ltda.	Chile	Indirect associate	0	1
93,809,000-9 Inversiones Angelini y Cia Ltda.	Chile	Controller in common	2	0
- Organización Terpel	Colombia	Indirect associate	147	0
<b>Total</b>			<b>22,231</b>	<b>41,109</b>
Related party receivables, non-current	Country	Relationship	12.31.2021 ThUS\$	12.31.2020 ThUS\$
76,040,469-1 Logística Ados Ltda.	Chile	Shareholder in indirect associate	8,081	7,797
77,155,079-9 Inversiones de Electromovilidad CK SpA	Chile	Indirect associate	6,784	0
<b>Total</b>			<b>14,865</b>	<b>7,797</b>



## 18.2 Related party payables

Related party payables, current	Country	Relationship	12.31.2021 ThUS\$	12.31.2020 ThUS\$
76,307,309-2 Naviera Los Inmigrantes S.A.	Chile	Associate	3,250	3,250
82,040,600-1 Sociedad de Inversiones de Aviación Ltda.	Chile	Indirect associate	408	350
79,895,330-3 Compañía Puerto de Coronel S.A.	Chile	Indirect associate	229	236
- Fibroacero S.A.	Ecuador	Indirect associate	794	382
78,096,080-9 Portaluppi, Guzmán y Bezanilla Abogados	Chile	Partner Director	9	12
96,556,310-5 AntarChile S.A.	Chile	Parent company	73	73
96,925,430-1 Servicios Corporativos Sercor S.A.	Chile	Indirect associate	50	69
92,580,000-7 Entel S.A.	Chile	Common shareholder	36	78
86,370,800-1 Red To Green S.A.	Chile	Common shareholder	21	21
96,783,150-6 St. Andrews Smoky Delicacies S.A.	Chile	Indirect associate	98	65
96,555,810-1 Inst. Fisheries Research Eighth Region	Chile	Common Executive	0	25
96,893,820-7 Corpesca S.A.	Chile	Indirect associate	13	14
78,138,547-K Mega Archivos S.A.	Chile	Common shareholder	2	3
96,722,460-K Metrogas S.A.	Chile	Associate	3	3
76,349,975-8 Megalogística S.A.	Chile	Common shareholder	18	0
96,636,520-K Gasmar S.A.	Chile	Indirect associate	0	6,236
71,625,800-8 Arauco Educational Foundation	Chile	Indirect contributor	465	694
96,953,090-2 Boat Parking	Chile	Joint venture	0	10
76,349,975-8 Mega Frio Chile S.A.	Chile	Common shareholder	0	1
96,942,870-9 Kabsa S.A.	Chile	Indirect associate	31	0
- Arauco Sonae Portugal S.A.	Portugal	Indirect associate	1	0
<b>Total</b>			<b>5,501</b>	<b>11,522</b>

Related party payables, non-current	Country	Relationship	12.31.2021 ThUS\$	12.31.2020 ThUS\$
76,775,447-7 EMOAC SpA.	Chile	Indirect associate	0	1,899
<b>Total</b>			<b>0</b>	<b>1,899</b>

## 18.3 Related party transactions

As of December 31, 2021

Chilean ID number	Related Entity	Country	Relationship	Goods or Services	Transaction Value without VAT ThUS\$	Effect on net income ThUS\$
77,072,740-5	Agrícola Siemel Ltda	Chile	Common shareholder	Sale of gas	97	97
77,072,740-5	Agrícola Siemel Ltda	Chile	Common shareholder	Sale of fuel	71	71
77,072,740-5	Agrícola Siemel Ltda	Chile	Common shareholder	Other sales	71	71
77,072,740-5	Agrícola Siemel Ltda	Chile	Common shareholder	Product purchases	4	(4)
96,731,890-6	Cartulinas CMPC S.A.	Chile	Common shareholder	Other sales	413	413
96,731,890-6	Cartulinas CMPC S.A.	Chile	Common shareholder	Sale of lubricants	317	317
96,731,890-6	Cartulinas CMPC S.A.	Chile	Common shareholder	Sale of fuel	20	20
96,731,890-6	Cartulinas CMPC S.A.	Chile	Common shareholder	Sale of gas	6	6
96,532,330-9	CMPC Celulosa S.A.	Chile	Common shareholder	Sale of lubricants	789	789
96,532,330-9	CMPC Celulosa S.A.	Chile	Common shareholder	Other sales	227	227
96,532,330-9	CMPC Celulosa S.A.	Chile	Common shareholder	Fuel sales	68	68
95,304,000-K	CMPC Maderas S.A.	Chile	Common shareholder	Sale of lubricants	588	588
95,304,000-K	CMPC Maderas S.A.	Chile	Common shareholder	Fuel sales	79	79
95,304,000-K	CMPC Maderas S.A.	Chile	Common shareholder	Other sales	31	31
95,304,000-K	CMPC Maderas S.A.	Chile	Common shareholder	Sale of gas	7	7
96,532,330-9	CMPC Pulp SpA.	Chile	Common shareholder	Wood chips, timber and other sales	9,027	9,027
96,532,330-9	CMPC Pulp SpA.	Chile	Common shareholder	Sale of gas	38	38
96,529,310-8	CMPC Tissue S.A.	Chile	Common shareholder	Pulp	1,127	1,127
96,529,310-8	CMPC Tissue S.A.	Chile	Common shareholder	Fuel sales	218	218
96,529,310-8	CMPC Tissue S.A.	Chile	Common shareholder	Sale of lubricants	154	154
96,529,310-8	CMPC Tissue S.A.	Chile	Common shareholder	Other sales	11	11
96,505,760-9	Colbún S.A.	Chile	Director in common	Sale of fuel	34,612	34,612
96,505,760-9	Colbún S.A.	Chile	Director in common	Other sales	7,386	7,386
96,505,760-9	Colbún S.A.	Chile	Director in common	Sale of lubricants	29	29
96,505,760-9	Colbún S.A.	Chile	Director in common	Sale of gas	1	1
96,505,760-9	Colbún S.A.	Chile	Director in common	Electricity sales	256	256
96,505,760-9	Colbún S.A.	Chile	Director in common	Electricity purchases	389	(389)
76,218,856-2	Colbún Transmisión S.A.	Chile	Director in common	Electricity	519	(519)
79,895,330-3	Compañía Puerto de Coronel S.A.	Chile	Indirect associate	Sale of fuel	1,840	1,840
79,895,330-3	Compañía Puerto de Coronel S.A.	Chile	Indirect associate	Sale of lubricants	117	117
79,895,330-3	Compañía Puerto de Coronel S.A.	Chile	Indirect associate	Other sales	14	14
79,895,330-3	Compañía Puerto de Coronel S.A.	Chile	Indirect associate	Other purchases	1	(1)
79,895,330-3	Compañía Puerto de Coronel S.A.	Chile	Indirect associate	Wharf rental	183	(183)
79,895,330-3	Compañía Puerto de Coronel S.A.	Chile	Indirect associate	Mobilization and stevedoring	8,528	(8,528)
96,893,820-7	Corpesca S.A.	Chile	Indirect associate	Sale of fuel	14,071	14,071
96,893,820-7	Corpesca S.A.	Chile	Indirect associate	Other sales	1,083	1,083
96,893,820-7	Corpesca S.A.	Chile	Indirect associate	Sale of lubricants	517	517
96,893,820-7	Corpesca S.A.	Chile	Indirect associate	Sale of gas	7	7
76,879,577-0	E2E S.A.	Chile	Indirect associate	Timber, plywood and panels	1,480	1,480
99,500,140-3	Eka Chile S.A.	Chile	Joint venture	Electricity	21,891	21,891
99,500,140-3	Eka Chile S.A.	Chile	Joint venture	Purchase of sodium chlorate	42,318	(42,318)
76,384,550-8	EMOAC SpA	Chile	Indirect associate	Energy purchase	1,198	(1,198)
92,580,000-7	Empresa Nacional de Telecomunicaciones S.A.	Chile	Common shareholder	Sale of fuel	529	529
92,580,000-7	Empresa Nacional de Telecomunicaciones S.A.	Chile	Common shareholder	Communications	316	(316)
92,580,000-7	Empresa Nacional de Telecomunicaciones S.A.	Chile	Common shareholder	Other purchases	16,462	(16,462)
92,580,000-7	Empresa Nacional de Telecomunicaciones S.A.	Chile	Common shareholder	Telephone services	214	(214)
82,201,400-0	Envases Impresos S.A.	Chile	Common shareholder	Sale of gas	357	357
76,037,869-0	Equipos Mineros Rio Grande Ltda.	Chile	Indirect associate	Sale of fuel	199	199
76,037,869-0	Equipos Mineros Rio Grande Ltda.	Chile	Indirect associate	Other sales	93	93
79,825,060-4	Forestal del Sur S.A.	Chile	Common shareholder	Harvesting services	7,329	7,329
79,825,060-4	Forestal del Sur S.A.	Chile	Common shareholder	Wood and logs	433	(433)
91,440,000-7	Forestal Mininco S.A.	Chile	Common shareholder	Sale of fuel	503	503
91,440,000-7	Forestal Mininco S.A.	Chile	Common shareholder	Sale of gas	23	23
96,636,520-K	Gasmar S.A.	Chile	Indirect associate	Purchase of fuel	130,233	(130,233)
76,044,338-0	Golden Omega S.A.	Chile	Indirect associate	Sale of gas	1,914	1,914
76,044,338-0	Golden Omega S.A.	Chile	Indirect associate	Leases	34	34
94,082,000-6	Inversiones Siemel S.A.	Chile	Common shareholder	Leases	369	(369)
82,040,600-1	Mega Archivos S.A.	Chile	Common shareholder	Renting facilities	31	(31)
82,040,600-1	Mega Archivos S.A.	Chile	Common shareholder	Purchase of services	28	(28)
76,340,975-8	Mega Frio Chile S.A.	Chile	Common shareholder	Storage services	577	(577)
76,340,975-8	Mega Frio Chile S.A.	Chile	Common shareholder	Sale of fuel	132	132
96,722,460-K	Metrogas S.A.	Chile	Associate	Other purchases	585	(585)
96,722,460-K	Metrogas S.A.	Chile	Associate	Sale of fuel	124	124
93,628,000-5	Molibdenos y Metales S.A.	Chile	Common shareholder	Sale of fuel	144	144
93,628,000-5	Molibdenos y Metales S.A.	Chile	Common shareholder	Sale of gas	843	843
96,853,150-6	PAPELES CORDILLERA S.A.	Chile	Common shareholder	Sale of fuel	292	292
96,853,150-6	PAPELES CORDILLERA S.A.	Chile	Common shareholder	Sale of lubricants	68	68
96,853,150-6	PAPELES CORDILLERA S.A.	Chile	Common shareholder	Other sales	132	132
96,853,150-6	PAPELES CORDILLERA S.A.	Chile	Common shareholder	Sale of gas	21	21
78,096,080-9	Portaluppi, Guzmán y Bezanilla Abogados	Chile	Partner Director	Legal advisory services	1,256	(1,256)
76,037,864-K	Portuaria Otway Ltda.	Chile	Indirect associate	Sale of fuel	340	340
76,037,864-K	Portuaria Otway Ltda.	Chile	Indirect associate	Sale of lubricants	10	10
76,037,864-K	Portuaria Otway Ltda.	Chile	Indirect associate	Other sales	159	159
86,370,800-1	Red To Green S.A.	Chile	Common shareholder	IT services	475	(475)
96,925,430-1	Servicios Corporativos Sercor S.A.	Chile	Indirect associate	Management consultancy services	350	(350)
96,925,430-1	Servicios Corporativos Sercor S.A.	Chile	Indirect associate	Other purchases	222	(222)
96,925,430-1	Servicios Corporativos Sercor S.A.	Chile	Indirect associate	Reimbursement of expenses	26	(26)
82,040,600-1	Sociedad de Inversiones de Aviación Ltda.	Chile	Indirect associate	Other purchases	3,730	(3,730)
96,783,150-6	St. Andrews Smoky Delicacies S.A.	Chile	Indirect associate	Sale of lubricants	156	156
96,783,150-6	St. Andrews Smoky Delicacies S.A.	Chile	Indirect associate	Sale of fuel	36	36
96,783,150-6	St. Andrews Smoky Delicacies S.A.	Chile	Indirect associate	Raw materials purchase	1	1
96,529,310-8	Softys Chile SpA.	Chile	Common shareholder	Sale of gas	363	363
76,724,000-7	Woodtech S.A.	Chile	Common shareholder	Timber volume measurement services	1,238	(1,238)



Empresas Copec S.A. - Consolidated Financial Statements as of December 31, 2021

As of December 31, 2020

Chilean ID number	Related Entity	Country	Relationship	Goods or Services	Transaction Value without VAT ThUS\$	Effect on net income ThUS\$
77,072,740-5	Agricola Siemel Ltda	Chile	Common shareholder	Sale of gas	454	454
77,072,740-5	Agricola Siemel Ltda	Chile	Common shareholder	Sale of fuel	146	146
96,731,890-6	Cartulinas CMPC S.A.	Chile	Common shareholder	Sale of lubricants	151	151
96,731,890-6	Cartulinas CMPC S.A.	Chile	Common shareholder	Other sales	422	422
96,731,890-6	Cartulinas CMPC S.A.	Chile	Common shareholder	Sale of fuel	4,994	4,994
96,532,330-9	CMPC Celulosa S.A.	Chile	Common shareholder	Sale of lubricants	721	721
96,532,330-9	CMPC Celulosa S.A.	Chile	Common shareholder	Sale of fuel	255	255
95,304,000-K	CMPC Maderas S.A.	Chile	Common shareholder	Sale of fuel	71	71
95,304,000-K	CMPC Maderas S.A.	Chile	Common shareholder	Sale of lubricants	562	562
95,304,000-K	CMPC Maderas S.A.	Chile	Common shareholder	Other purchases	48	(48)
95,304,000-K	CMPC Maderas S.A.	Chile	Common shareholder	Other sales	70	70
96,532,330-9	CMPC Pulp SpA.	Chile	Common shareholder	Timber and wood chips	7,849	7,849
96,532,330-9	CMPC Pulp SpA.	Chile	Common shareholder	Sale of gas	28	28
96,529,310-8	CMPC Tissue S.A.	Chile	Common shareholder	Sale of lubricants	167	167
96,529,310-8	CMPC Tissue S.A.	Chile	Common shareholder	Pulp	3,681	3,681
96,529,310-8	CMPC Tissue S.A.	Chile	Common shareholder	Sale of fuel	174	174
96,529,310-8	CMPC Tissue S.A.	Chile	Common shareholder	Sale of gas	164	164
96,529,310-8	CMPC Tissue S.A.	Chile	Common shareholder	Other sales	9	9
96,529,310-8	CMPC Tissue S.A.	Chile	Common shareholder	Other purchases	6	(6)
96,505,760-9	Colbún S.A.	Chile	Director in common	Sale of fuel	7,705	7,705
96,505,760-9	Colbún S.A.	Chile	Director in common	Electricity	149	149
96,505,760-9	Colbún S.A.	Chile	Director in common	Sale of gas	1	1
96,505,760-9	Colbún S.A.	Chile	Director in common	Sale of lubricants	24	24
96,505,760-9	Colbún S.A.	Chile	Director in common	Electricity	51	(51)
76,218,856-2	Colbún Transmisión S.A.	Chile	Director in common	Electricity	414	(386)
79,895,330-3	Compañía Puerto de Coronel S.A.	Chile	Indirect associate	Sale of fuel	1,767	1,767
79,895,330-3	Compañía Puerto de Coronel S.A.	Chile	Indirect associate	Sale of lubricants	140	140
79,895,330-3	Compañía Puerto de Coronel S.A.	Chile	Indirect associate	Other sales	58	58
79,895,330-3	Compañía Puerto de Coronel S.A.	Chile	Indirect associate	Wharf rental	188	(188)
96,942,120-8	Copec Aviation S.A. (formerly AIR BP Copec S.A.)	Chile	Indirect associate	Purchase of fuel	69	(69)
96,893,820-7	Corpesca S.A.	Chile	Indirect associate	Sale of fuel	10,787	10,787
96,893,820-7	Corpesca S.A.	Chile	Indirect associate	Other sales	33	33
76,879,577-0	E2E S.A.	Chile	Indirect associate	Timber, plywood and panels	471	471
99,500,140-3	Eka Chile S.A.	Chile	Joint venture	Electricity	16,559	16,559
76,659,730-0	Elemental S.A.	Chile	Indirect associate	Other purchases	364	(364)
91,440,000-7	Forestal Mininco S.A.	Chile	Common shareholder	Sale of fuel	452	452
94,082,000-6	Inversiones Siemel S.A.	Chile	Common shareholder	Facilities rental	567	(567)
76,340,975-8	Mega Frio Chile S.A.	Chile	Common shareholder	Storage services	611	(611)
93,628,000-5	Molibdenos y Metales S.A.	Chile	Common shareholder	Sale of fuel	598	598
76,037,858-5	Producción y Servicios Mineros Ltda.	Chile	Indirect associate	Sale of fuel	246	246
86,370,800-1	Red To Green S.A.	Chile	Common shareholder	IT services	410	(410)
96,925,430-1	Servicios Corporativos Sercor S.A.	Chile	Indirect associate	Administrative services	596	(596)
96,783,150-6	St. Andrews Smoky Delicacies S.A.	Chile	Indirect associate	Sales	38	38
96,783,150-6	St. Andrews Smoky Delicacies S.A.	Chile	Indirect associate	Raw materials purchase	531	(531)
-	Unillin Arauco Pisos Ltda.	Brazil	Joint venture	Timber	4,623	4,623
76,724,000-7	Woodtech S.A.	Chile	Common shareholder	Timber volume measurement services	1,362	1,362

## 18.4 Related party funds transfers - Significant restrictions

Long-term borrowing from related parties - Mutual agreement with Arauco Argentina S.A.

The Central Bank of Argentina established limitations on access to foreign exchange in 2020, so Arauco Argentina S.A. has been prevented from paying 4 principal installments of ThUS\$ 12,500 each, due in June and December 2020 and June and December 2021. Therefore, Celulosa Arauco y Constitución S.A. agreed to postpone these past due repayments to June 01, 2022. Interest on these delayed principal repayments shall accrue until they are totally or partially paid, at a rate similar to the interest rate that applies to the principal not yet due, over the corresponding period. As of December 31, 2021, the total principal due under this loan agreement was ThUS\$ 160,000.

## 18.5 Board of Directors and Senior Executives

Remuneration of senior executives includes directors, managers and deputy managers and comprises a fixed monthly amount, as well as discretionary annual bonuses.

The compensation for Directors and senior executives are as follows:

Remuneration for senior executives and directors	12.31.2021 ThUS\$	12.31.2020 ThUS\$
Salaries and bonuses	125,130	113,031
Director's fees	7,187	7,039
Termination benefits	2,979	8,600
<b>Total remuneration for senior executives</b>	<b>135,296</b>	<b>128,670</b>



## NOTE 19. PROVISIONS, CONTINGENT ASSETS AND CONTINGENT LIABILITIES

### I. Lawsuits and other legal actions of the subsidiary Celulosa Arauco y Constitución S.A. ("Arauco") and its subsidiaries:

#### 1. Arauco Argentina S.A.

Within the scope of Law No.25,080, the former Department of Agriculture, Livestock, Fisheries and Food was authorized to approve Resolution 952/2000 containing forestry and forestry-industrial investment projects submitted by Arauco Argentina S.A. These projects allowed the Company to plant: 1) 4,777 hectares of forests during 2000 in compliance with the annual plan; and 2) 23,012 hectares between 2000 and 2006 as part of its multiple year forestation plan. It also built a sawmill with installed capacity to produce 250,000 m<sup>3</sup> of timber per year.

On January 11, 2001 Arauco Argentina S.A. presented an extension to the approved forestry-industrial project. This extension was approved by Resolution 84/03 by the former Department of Agriculture, Livestock, Fisheries and Food. The Company complied with its obligations by building an MDF panel board plant and planted 8,089 hectares of forest between 2001 and 2006.

The Company has submitted annual forestry plans from 2007 through to 2019 for its plantations located in the provinces of Misiones and Buenos Aires.

The Agriculture, Livestock and Fisheries Secretariat approved Resolution 2019-55-APN-SECAGYP#MPYT on March 25, 2019, which approved the 2007 annual forest plan. It also approved the annual forest plan for 2009 on June 12, 2019 through Resolution 2019-114-APN-SECAGYP#MPYT, and approved the annual forest plan for 2008 on November 29, 2019 through Resolution 2019-228-APN-SECAGYP#MPYT. Therefore, Arauco Argentina S.A. will be able to calculate the income tax exemptions with effect from 2019 on the forestry value of the plantations it harvests from the land included in these plans.

In March 2005 the Department of Agriculture, Livestock and Forestation issued Note 145/05, which suspended the exemption of export duties that Arauco Argentina S.A. had enjoyed until that date, in accordance with Law 25,080. This measure is being discussed by the Company. On November 8, 2006 the Fifth Court of the National Appeals Chamber for Contentious, Federal and Administrative Matters issued a decision authorizing Arauco Argentina S.A. to continue enjoying the export duty exemption as it had done previously before the suspension issued in Note 145/05. But that goods should be released using the guarantee regime established in Article 453(a) of the Customs Code, for the export duty exempt from payment. The legal measure was enforced from March 2007 by pledging guarantees through providing bail policies for each of the shipping permits exempt from export duty. Arauco Argentina S.A. has a provision for AR\$ 2,412,044,000 (equivalent to ThUS\$ 23,473 as of December 31, 2021) for the export duties guaranteed during 2007 to 2015, presented in the heading "Other long-term provisions". The Company also initiated a repetition claim for ThUS\$ 6,555, plus interest from the transfer notification date, for export duties paid between March 2005 and March 2007 as a result of Note 145/05 issued by the Department of Agriculture, Livestock and Forestry being enforced. The Company's claim is being processed in Case 21830/2006 before Federal Administrative Litigation Court 4. On October 28, 2019, a first instance ruling was issued that rejected the claim and imposed the

costs on Arauco. The Company filed an appeal against this ruling and expressed its grievances in December 2019. On November 5, 2020, the Chamber took into account the statements made by Arauco and called it to hear sentence.

Arauco Argentina S.A. has issued a guarantee of AR\$ 435,952,315 (ThUS\$ 4,242 as of December 31, 2021), in favor of the Agriculture, Livestock and Fisheries Secretariat to guarantee the benefits it receives.

The Company believes that it has met all its obligations under Law 25,080.

## 2. Celulosa Arauco y Constitución S.A.:

2.1 On August 25, 2005, the Chilean Servicio de Impuestos Internos (the "Chilean IRS") issued tax calculations 184 and 185 of 2005. It challenged the capital reduction transactions by Celulosa Arauco y Constitución S.A. on April 16, 2001 and October 31, 2001, and requested the reimbursement of amounts returned in respect of tax losses, and to amend to its taxable profits and losses carried forward. Therefore, the tax calculations required the reimbursement of the historical amount of Ch\$ 4,571,664,617 as of October 31, 2002 (equivalent to ThUS\$ 5,412 as of December 31, 2021). On November 7, 2005, the Company requested a Review of Tax Inspections (Revisión de la Actuación Fiscalizadora, or "RAF"), and a claim was filed against tax calculations 184 and 185 of 2005. The RAF was resolved on January 9, 2009 by the Chilean IRS, which only partially sustained Arauco's request and reduced the sum to Ch\$ 1,209,399,164 (equivalent to ThUS\$ 1,432 as of December 31, 2021), leaving an amount in dispute as of Octubre 2002 of Ch\$ 3,362,265,453 (equivalent to ThUS\$ 3,980 as of December 31, 2021). On February 19, 2010, the Court issued an order in which the claim was filed against the RAF.

On September 26, 2014 Arauco requested to submit this complaint to the jurisdiction of the new tax and customs courts. Subsequently, on October 10, 2014, Arauco's request was granted, and the case was submitted to the new Courts under RUC 14-9-0002087-3. On September 20, 2017, the Court passed judgment of first instance, confirming the assessments.

On October 12, 2017 Arauco filed an appeal requesting the Santiago Appeals Court to revoke the first instance sentence, and on June 29, 2018, the Santiago Appeals Court issued a second instance sentence, confirming the first instance. On July 19, 2018, Celulosa Arauco y Constitución S.A. submitted an appeal to the Supreme Court, Case 24,758-2018.

On June 21, 2019, Celulosa Arauco y Constitución S.A. filed an application for inapplicability before the Constitutional Court, due to unconstitutionality with respect to the legal precept contained in Article 53, paragraph 3 of the Tax Code.

On October 29, 2019, the Constitutional Court upheld the request filed by Celulosa Arauco y Constitución S.A., declaring unconstitutionally inapplicable Article 53, paragraph 3 of the Tax Code in the proceedings entitled "Celulosa Arauco y Constitución S.A. con SII Dirección Grandes Contribuyentes", before the Supreme Court, for the appeal submitted under Case 24,758-2018.

The case is currently before the Supreme Court.

There is a reasonable possibility of obtaining a favorable result for Arauco, as the Company's position is based on



solid legal arguments. Therefore, Arauco has not created any provisions for this contingency as of December 31, 2021.

## Plants

2.2 The Environment Superintendent ("SMA" in Spanish) issued Resolution 1 dated January 8, 2016, notified on January 14, 2016, which leveled 11 allegations against the Company for breaches in Environmental Approval Resolutions at the Valdivia plant and DS 90/2000. The 11 allegations were classified by the SMA as follows: 1 very serious, 5 serious and 5 minor.

On February 12, 2016, the company presented its defense.

On December 15, 2017, the SMA issued Resolution 1487, terminating the administrative proceedings, acquitting one allegation and upholding ten allegations with a penalty of UTA 7,777 (equivalent to ThUS\$ 5,985 as of December 31, 2021). On December 22, 2017, the company filed an appeal with the SMA against Resolution 1487, requesting to be acquitted of all allegations, with the exception of allegation number 7 (late submission of the water quality report for the Cruces River).

The SMA notified the company of Resolution 357 on March 23, 2018, which rejected the appeal submitted by the company. Therefore, on April 5, 2018 a judicial appeal was submitted to the Third Environmental Tribunal. On November 12, 2018, the case was settled and Minister Sibel Villalobos Volpi was appointed to prepare the judgement.

Subsequently, on 11 February 2020, the appeal was partially upheld, accepting that one of the charges was wrongly classified as serious. Accordingly, on February 28, 2020, both Celulosa Arauco y Constitución S.A. and the SMA filed appeals that are currently waiting for the Supreme Court to process.

There is a reasonable possibility of obtaining a favorable result for Arauco, as the Company's position is based on solid legal arguments. Therefore, Arauco has not created any provisions for this contingency as of December 31, 2021.

## Celulosa Arauco y Constitución S.A., Forestal Arauco S.A., Maderas Arauco S.A. and Servicios Logísticos Arauco S.A.

2.3 On August 13, 2018, the Asociación Gremial de Dueños de Camiones de Constitución ("Asoducam") filed a lawsuit for forced compliance plus damages against Forestal Arauco S.A., Servicios Logísticos Arauco S.A., Celulosa Arauco y Constitución S.A. and Maderas Arauco S.A. The lawsuit was based on alleged breaches of the 2001 and 2005 cargo allocation, distribution and supply agreements entered into by Asoducam's associates with Forestal Arauco S.A. initially, and then allegedly, according to the plaintiff, with Servicios Logísticos Arauco S.A., in favor of the other two defendants, Celulosa Arauco y Constitución S.A. and Maderas Arauco S.A. It requests forced performance of the contract, plus Ch\$ 575,000,000 (equivalent to ThUS\$ 681 as of December 31, 2021) in damage compensation and in subsidy (a) Ch\$ 11,189,270,050 (equivalent to ThUS\$ 13,247 as of December 31, 2021), for emergent damages; (b) Ch\$ 11,189,270,050 per month in loss of profit during the entire duration of the lawsuit, until the contract is declared terminated in the final ruling, and (c) Ch\$ 5,000,000,000 (equivalent to ThUS\$ 5,919 as of December 31, 2021) for

moral damages.

Celulosa Arauco y Constitución S.A., Forestal Arauco S.A. and Maderas Arauco S.A. were notified of the demand on August 28, 2018. Servicios Logísticos Arauco S.A. has not yet been notified.

There is a reasonable possibility of obtaining a favorable result for Arauco, as the Company's position is based on solid legal arguments. Therefore, Arauco has not created any provisions for this contingency as of December 31, 2021.

### 3. Forestal Arauco S.A.:

3.1 On July 7, 2015, Inversiones Forestales Los Alpes Limitada and Forestal Neltume-Carranco S.A. filed a claim against Forestal Arauco S.A. before the Angol Court (Case C-502-2015), in which they requested that Forestal Arauco S.A. returns its ownership of 1,855.9 hectares, which is part of their property "Resto del Fundo Los Alpes" that covers approximately 2,700 hectares. They also request that the plaintiffs are declared exclusive owners of the property, that its civil and natural benefits are restored, plus any deterioration of the property, with costs.

On May 29, 2019, the lawsuit was contested and a counterclaim of acquisitive prescription was filed.

On September 1, 2020, a resolution was issued to admit the case to evidence, and the parties have not yet been notified by certified letter.

There is a reasonable possibility of obtaining a favorable result for Arauco, as the Company's position is based on solid legal arguments. Therefore, Arauco has not created any provisions for this contingency as of December 31, 2021.

3.2 On August 2, 2019, the company was notified of a lawsuit filed by "Sociedad Recuperadora de Fibra S.A." before the First Valdivia Civil Court (Case C-2215-2019). The plaintiff in this lawsuit challenged the early termination of a contract by Forestal Arauco. It also alleged that the company may have breached various contractual obligations in respect of two groups of contracts:

- A. (i) Gravel Transportation Contract and (ii) Platforms and Storage Production, Loading, Storage Handling and Construction Contract.
- B. (i) Aggregates Production Services Contract, (ii) Aggregates Long Freight Services Contract and (iii) Aggregates Short Freight and Granular Storage Construction Services Contract.

Consequently, it requested an indemnity amounting to Ch\$ 3,486,187,431 (equivalent to ThUS\$ 4,127 as of December 31, 2021).

On September 17, 2019, Forestal Arauco S.A. responded to the demand and filed a counterclaim for damages, requesting that the plaintiff be ordered to pay Ch\$ 421,723,281 (equivalent to ThUS\$ 499 as of December 31, 2021).

The evidence stage began on January 9, 2020, with both parties notified.

Currently, the evidence stage has been suspended due to the pandemic.



There is a reasonable possibility of obtaining a favorable result for Arauco, as the Company's position is based on solid legal arguments. Therefore, Arauco has not created any provisions for this contingency as of December 31, 2021.

3.3 On April 15, 2020, Forestal Arauco S.A. was notified of a claim filed against it by Agrícola, Forestal, Transportes e Inversiones El Quillay SpA before the Constitutional Court (case C-298-2020), in which the plaintiff requested that Forestal Arauco S.A. return to it an area of 3,424.59 hectares described as follows. (i) "Property that forms part of the Hijueta Sur Poniente of the Hijueta Sur of the Quivolgo Estate" (ii) "Lomas de Quivolgo" and, (iii) "Hijueta Astillero". The plaintiff alleges that these properties are part of "Bodega de la subdelegación de Quivolgo", and he has a 4.17% interest in it. He also requests that the registration of these properties in the name of Forestal Arauco S.A. be cancelled, as it is holding them in bad faith.

At present, the proceedings are suspended by mutual agreement between the parties until March 5, 2022. Consequently, the evidence stage will begin on March 7, 2022.

There is a reasonable possibility of obtaining a favorable result for the Company, as the Company's position is based on solid legal arguments. Therefore, Arauco has not created any provisions for this contingency as of December 31, 2021.

3.4 Forestal Arauco S.A. filed a lawsuit with the Constitutional Court (case C-353-2019) against Ricardo Guzmán Reyes for damages caused as a result of illegal logging of trees within the boundaries of Forestal Arauco's property, known as the "Parte Sur-Poniente de la Hijueta Sur de la Hacienda Quivolgo" and "Lomas de Quivolgo". The damages are estimated to be Ch\$ 100,000,000 (equivalent to ThUS\$ 118 as of December 31, 2021).

On May 2, 2020, Mr. Ricardo Guzmán responded to the lawsuit, and filed a counterclaim, in which he requested that Forestal Arauco S.A. return to him 3,424.59 hectares described as follows. (i) "Property that forms part of the Hijueta Sur Poniente of the Hijueta Sur of the Quivolgo Estate" (ii) "Lomas de Quivolgo" and, (iii) "Hijueta Astillero". The plaintiff alleges that these properties are part of "Bodega de la subdelegación de Quivolgo", and he has a 2.38% interest in it. He also requests that the registration of these in the name of Forestal Arauco S.A. be cancelled, as it is holding them in bad faith.

The evidence stage began on November 11, 2020, with both parties notified.

At present, the evidence stage has ended although there are still some evidentiary proceedings pending.

There is a reasonable possibility of obtaining a favorable result for Arauco, as the Company's position is based on solid legal arguments. Therefore, Arauco has not created any provisions for this contingency as of December 31, 2021.

3.5 On May 11, 2020, Forestal Arauco S.A. was notified of a demand filed against it by Agrícola, Forestal, Transportes e Inversiones El Quillay SpA before the Constitutional Court (case C-323-2020), where the plaintiff alleges that the property called "Predio que forma parte de la Hijueta Sur Poniente, de la Hijueta Sur del Fundo Quivolgo", owned by Forestal Arauco S.A, should in fact be 498 hectares, and consequently the defendant should not own the proportion

of that property that totals 1,768.20 hectares. Therefore, the plaintiff requests the court to confirm the foregoing, and declare that the area is part of a property called "La Bodega de la Subdelegación de Quivolgo", owned by the estate of José Arcos González, in which the plaintiff has an interest.

The court received the case on August 13, 2021 by resolution, with notification pending.

There is a reasonable possibility of obtaining a favorable result for Arauco, as the Company's position is based on solid legal arguments. Therefore, Arauco has not created any provisions for this contingency as of December 31, 2021.

#### 4. Arauco do Brasil S.A.:

The Federal Reserve of Brazil challenged the amortization of goodwill on the acquisitions of Placas do Paraná, Tafibrás, Tafisa Brasil (now Arauco do Brasil S.A.) and Dynea Brasil S.A.

On July 20, 2015, Arauco do Brasil was notified that the first administrative level partially upheld the infringement. An appeal against this resolution and revoke the Infringement Notice was filed with the CARF (the Brazilian Taxation Appeals Administrative Council), which is the second administrative level.

The CARF's decision was issued on May 16, 2017 and took into account arguments presented by the Company regarding the premium, but preserved other charges. On September 27, 2018, Arauco was notified of CARF's decision, and Arauco do Brasil filed an appeal, in order to clarify several points regarding their decision. On January 25, 2019, the CARF ruled that there were no clarifications or omissions required and imposed a deadline to file the final administrative appeal ("Special Appeal"). This Special Appeal was filed before the Senior Fiscal Resources Chamber of the CARF ("CSRF") on February 11, 2019, reiterating the arguments in the Company's defense regarding the matters and charges still in process.

On August 28, 2020 the company was told that the CARF issued an interim decision regarding the interlocutory appeal that split the charges into two parts:

(i) Part pending an administrative resolution on the Special Appeal to the CSRF (the issue of the isolated fine of 50% and interest) with an estimated value of BR\$ 29,250,417 (ThUS\$ 5,251 as of December 31, 2021) plus interest and indexation from January 31, 2019 until administrative resolution.

(ii) Part that closes the administrative debate (Commentary on contractual expenses deducted during the purchase of Tafisa Brasil; Commentary on interest and legal expenses on the debts in the amnesty program; payment of "Imposto de Renda Pessoa Jurídica" (IRPJ) and "Contribuição Social sobre o Lucro Líquido" (CSLL) in the second half of 2010). The second part totals BR\$ 31,774,176 (ThUS\$ 5,704 as of December 31, 2021) plus interest and indexation with effect from August 28, 2020 until the final court decision, initiated on September 23, 2019 to continue Configuration. We started with a Tax Debt Cancellation Action and filed a guarantee for the suspension of any collection, to obtain the Tax Compliance Certificates until the final decision of the trial. We are currently starting to produce expert evidence for this case.

There is a reasonable possibility of obtaining a favorable result for Arauco, as the Company's position is based on



solid legal arguments. Therefore, Arauco has not created any provisions for this contingency as of December 31, 2021.

## **II. Lawsuits or other legal actions of the subsidiary Compañía de Petróleos de Chile Copec S.A. (now called Copec S.A.) and its subsidiaries:**

- a) On August 21, 2020, the subsidiary Copec was granted approval for its "Terminal de Productos Pacífico" project, in the district of Coronel through Resolution 202099101534 issued by the Executive Director of the Environmental Assessment Service (DESEA)

2,322 people, including independent fishermen, shore collectors and divers, have filed an Invalidation Appeal against this resolution under Article 53 of Law 19,880, and a Protection Appeal against the Environmental Assessment Service, and the Coronel Municipality filed an appeal against this approval before the Environmental Court. Copec became a party to these appeals.

Processing this permit required compliance with all legal requirements and those requested by the environmental authorities, so the chances of these appeals being accepted are remote.

- b) A group of 107 Mejillones fishermen filed a claim for damages against the subsidiary Copec, which is being processed before the Antofagasta Appeals Court. The case is based on the damages suffered by the fishermen following a fuel spill on August 2018 at Mejillones beach. Each plaintiff is claiming damages of Ch\$ 10,000,000 so the lawsuit amounts to ThCh\$ 1,070,000. Currently the case is pending judgment, but it is covered by insurance policies. The possibility of a contingent liability arising that is not covered by insurance is remote.
- c) A former concessionaire filed a civil claim for damages, based on what he describes as "abusive" behavior by Copec with respect to concessionaires or consignees and the general public. They allege that Copec's behavior during the contractual relationship caused various losses, including exposure to potential tax inspections, outstanding receivables on the sale of the Punto business, higher operating costs, moral damages, etc. The claim totals ThCh\$ 8,500,000 and was filed in the ordinary courts despite an arbitration clause. Copec's appeal regarding jurisdiction is currently being processed, which if accepted will require the plaintiff to initiate arbitration. The risk of losing the case is remote, due to the arbitration clause, the numerous technical defects of the case and the absence of justification.
- d) The Asociación Gremial de Consumidores y Usuarios de Chile - Agrecu (Chilean Consumers and Users Trade Association) filed a class action lawsuit against Copec S.A. for alleged violation of consumers' collective interest due to a failure to comply with Law 19,496. This lawsuit alleges that Copec S.A. has failed to comply with consumer regulations, such as the right of consumers to receive correct and timely information about goods and services. a series of breaches of consumer regulations, resulting in errors or deceptions regarding the components of the product and percentage, a breach of the supplier's duty to respect the terms, conditions and modalities offered to the consumer when providing goods or services, and having harmed the consumer due to failures or deficiencies in the quality, quantity, identity, substance, origin, weight or measure of the service. The underlying principle is that Copec S.A. allegedly obtained a financial advantage, to the detriment of consumers,

by incorrectly calibrating its fuel pumps. The lawsuit requests that Copec S.A. be ordered to pay compensation equivalent to Ch\$ 48,045,470,000, or such amount as the judge deems appropriate, in favor of the affected consumers, and to order the publications described in letter e) of Article 53 C of the LPDC, which means two notices in local, regional or national newspapers, on different dates. The case has reached the conciliation stage. The contingency is remote as the claim is technically weak and the probability that the supporting facts can be accredited is low, since the Company fully complies with the requirements of the authorities and the law.

e) SEC fines

We have no record of SEC fines as of the reporting date.

f) Quintero Lubricants Plant

The Union of Independent Workers, Artisanal Fishermen, Sea-food Divers and similar trades in Horcón bay and other people in the area filed a demand with the second Santiago Environmental Court for environmental damage caused by several companies operating in the "Ventanas Industrial Complex", which is located in the Quintero and Ventanas bays, including Empresas Copec S.A. as alleged operator of the Lubricants Plant located on the edge of Quintero Bay, Loncura sector, which is described in Case file D-30-2016, and notified on November 10, 2016.

The alleged environmental damage is based on operating an industrial plant that Empresas Copec does not control, as it is owned and operated by its subsidiary Compañía de Petróleos de Chile Copec S.A. (now called Copec S.A.) Therefore, Empresas Copec S.A. filed a defense that it is not responsible for this alleged environmental damage and requested that the case be dropped. Subsequently, the case went to trial, and the court decided that the dilatory exceptions will be resolved in the final judgment. The case is currently at the conciliation stage, and the proposed bases are pending approval by the Court.

According to the legal advisers, the Company's defense is sufficiently strong to expect that the court will reject the demand and the contingency is remote.

g) Organización Terpel S.A. and subsidiaries

- As a result of purchasing the Cartagena plant in Colombia, Organización Terpel S.A. undertook to indemnify the Third Party Acquirer (Inversiones Primax S.A.S. and Primax Holdings S.A.S.) against any of the following events:
  - a. Any lawsuit or claim related to the Mobil lubricants business that was transferred by DAC to Terpel, for a maximum term equal to the statute of limitations under Colombian law (10 years) and up to an amount equal to the final price of the Fuels Resale SPA - Share Purchase Agreement. Internal and external legal advisors do not expect significant contingencies after adjustments. This value has not yet been defined since the adjustments have not been made. A claim has been filed, which is at the initial stage. The risk will become clearer as the case progresses, depending on what happens at the evidentiary stage.
  - b. On environmental issues, only for a breach or inaccuracy in the representations and guarantees



established in the SPA, for a period of 10 years and limited to ThUS\$ 5,000.

- c. On transfer prices, only for a breach or inaccuracy of the representations and guarantees established in the Fuels Resale SPA for a period of five and a half years and limited to ThUS\$ 5,000.

- Ludesa and Casamotor (former distributors of Mobil lubricants) filed a lawsuit for approximately US\$ 85 million against Distribuidora Andina de Combustibles S.A. (formerly ExxonMobil de Colombia S.A., now Primax Colombia S.A.), alleging a commercial agency contract since 1962. They also allege unjustified termination of the business relationship. Organización Terpel S. A. is responsible for the outcome of this process, since it agree to indemnify Inversiones Primax S.A.S. and Primax Holdings S.A.S. who are the third party acquirers of ExxonMobil Colombia's business, against any lawsuit or claim related to the Mobil lubricants business in Colombia. The proceedings have reached an initial stage (response to the demand). To date, the plaintiffs have not proved the business relationship since 1962. The plaintiffs were created in 2013 and 1996. Additionally, there is documentation confirming that the commercial relationship covered distribution of lubricants by purchases for resale, which was legally terminated as the agreed term expired. The plaintiffs (Ludesa and Casamotor) submitted an amendment to the lawsuit, which was admitted on October 16, 2019. Subsequently, Terpel filed an appeal against admitting the amended lawsuit, arguing undue accumulation of claims and lack of clarity, which affects its ability to adequately exercise its right of defense. The judge resolved the appeal by admitting the claim, so Terpel filed an appeal on November 11, 2021. The proceedings are awaiting initial hearing.
  
- The competitor Importadora Fertilpletróleos Tasajero S.A.S. filed a lawsuit against Terpel, alleging unfair competition for breaches in the regulations at a supply plant without adequate permission for dumping, and requests that Terpel be ordered to pay US\$ 3.52 million. The defense is aimed at demonstrating that no regulations were breached, as the plant had all the environmental and hydrocarbon sector permits. As a result, Terpel was not an illegitimate market operator, as the plaintiff alleges. Furthermore, the defense will try to demonstrate that the lawsuit is statute-barred. The process reached the evidentiary stage and on June 11, 2021, the first instance judgment was issued denying all the plaintiff's claims and sentenced it to pay US\$ 91,000 in procedural costs in favor of Terpel. The plaintiff filed an appeal, which was admitted. The proceedings are awaiting the appeal court ruling.
  
- The aviation customer Aerosucre filed a lawsuit requesting that Terpel be declared civilly responsible for breaking the law, by collecting VAT on products that are expressly exempt from this tax under the law. Therefore, it requests that Terpel be ordered to reimburse all the resulting damages caused between 2011 and 2013, estimated at US\$1 million. The process is invalid as it does not comply with the correct process and the judge lacks jurisdiction, so the corresponding annulment was filed, which was denied in the first instance. An appeal was filed on October 10, 2019 in response to this decision, which was ruled in favor of Terpel and all proceedings were declared null and void. On April 17, 2020, Aerosucre filed a protective action against the ruling that declared the process void. On May 4, 2020, the Supreme Court ordered the Barranquilla Judicial District High Court to issue a new ruling. On May 7, 2020, Terpel challenged the decision of the Supreme Court, which ruled in favor of Aerosucre and as a result, the High Court was again asked to rule, taking into consideration that the Supreme Court believed that its decision exceeded the procedures. The Court reversed its decision in accordance with the Supreme Court's ruling, and sent the file to the original office to continue with enforcement. Terpel requested the Constitutional Court to review the file without being selected, so that the sentence is already final (Terpel proceeded to pay the

sentence of approximately US\$ 995,000). The case has terminated except for discussions regarding the legal costs payable by Terpel, where the plaintiff requested payment of approximately US\$ 77,000. Terpel exercised its defense and is awaiting the judge's decision.

- Ludesa and Casamotor (former distributors of Mobil lubricants), filed a claim for unfair competition against Primax de Colombia S.A. and Organización Terpel S.A. The plaintiff company requests a declaration that the defendants committed acts of unfair competition when they allegedly designed, planned and executed a systematic strategy aimed at removing Ludesa from the market for the distribution of Mobil brand lubricants; by diverting current and potential customers from Ludesa; through business disorganization and inducing contractual rupture. Consequently, they requested the payment of approximately US\$ 34 million. On November 20, 2020 Terpel filed an appeal for reconsideration against the admissory order. Primax filed a response to the lawsuit on December 16, 2020. The plaintiff filed an amended lawsuit which was admitted by the judge on January 30, 2022. Both Organización Terpel S.A. and Primax de Colombia S.A. filed an appeal against the lawsuit for i) undue accumulation of claims, ii) the designation of the plaintiff is unclear, iii) the facts are unclear. The proceedings are awaiting for the appeal to be resolved. Organización Terpel S. A. is responsible for the outcome of this process, since it agreed as already mentioned to indemnify Inversiones Primax S.A.S. and Primax Holdings S.A.S. who are the third party acquirers of ExxonMobil Colombia's fuel business, against any lawsuit or claim related to the Mobil lubricants business in Colombia.
  
- The entire NGV industry in Peru (including the subsidiary Terpel Peru) is being investigated for alleged price agreements between 2011 and 2015, and a technical report was issued by the secretary of the competition authority (INDECOPI) who recommended applying sanctions to the subsidiary of US\$ 17.5 million. On August 7, 2018, Gazel Peru was granted an audience before the Free Trade Commission, in order to undermine the recommendation in the technical report. New hearings were scheduled for October 12, 15 and 16 this year following the resignation of one of the Commissioners. The closing arguments were completed in January 2019. The related companies Bacthor and Bacpetrol, subsidiaries of Terpel Peru, were linked and were notified in Resolution 104-2018/CLC-INDECOPI of the following fines:
  - Terpel, approx. US\$17 million.
  - Bacthor and Bacpetrol, approx US\$1.5 million.

On February 1, 2019, an appeal was filed, which will be resolved by the Fair Trade Court. If the appeal decision is not favorable (which is to be expected, given that the decision is made by the same entity that sanctioned it), the demands would be filed before the contentious jurisdiction against the resolution that imposed the sanction. This process will take approximately 5 years.

After the appeal was filed, INDECOPI reduced Terpel's fine by approximately US\$ 5 million, to leave a total fine of approximately US\$ 12 million. This is not a decision resulting from the appeal, as this has not yet been decided.

On May 3, 2019, a protection appeal was filed against INDECOPI with the purpose of nullifying the imposition of the fine imposed on TERPEL PERU, BACPETROL and BACTHOR, for deficiencies in the process. This appeal was filed before the 11th Sub-Specialized Constitutional Court on Tax, Customs and Market Issues under Case 2631-2019 and was admitted on June 17, 2019. On September 27, 2019, Resolution 3 notified the defendant with copies of the claim statement and appendices. Estimated time to complete the process is two and a half years. The protective case was declared unjustified in the first instance and an appeal has been filed, which is



currently being processed. The written allegations are being filed within the sanctioning process and judgment is expected during the first quarter of 2022.

### **III. Lawsuits or other legal actions of the subsidiary Abastible S.A. and its subsidiaries:**

Norgas S.A.:

The 65th Specialized Prosecutor's Office for property confiscation in Medellín, Colombia, is confiscating several assets of commercial establishments belonging to LPG companies operating in the Antioquia department. The assets being confiscated by the State include the Croatian plant (Gases de Antioquia) owned by Norgas S.A., because this commercial establishment was used "as a means to execute illicit activities", according to the theory submitted by the Prosecutor's Office. These were activities carried out by an LPG distributor assigned not only to the Croatian Plant establishment but also to others belonging to the competition.

The prosecutor for this case ordered precautionary measures to be taken over the assets involved. Accordingly, a resolution dated August 30, 2021 decreed that commercial establishment of the Croatian Plant belonging to NORGAS S.A. should be seized, together with assets belonging to other LPG distribution companies, which took place on September 1, 2021.

This provisional measure was taken within the framework of a patrimonial case that does not invoke criminal liability for officers, directors or employees of Norgas S.A., which is also controversial and subject to a legality review by a Judge of the Republic of Colombia, as the company considers it illegal, disproportionate and unnecessary, when compared to the Prosecutor's objectives.

Based on an examination of the factual and legal grounds for the resolution ordering these precautionary measures, the probability that a Judge of the Republic will confiscate the Croatian Plant in favor of the State is low, in the opinion of the criminal lawyers in charge of this case.

#### **6. Guarantees**

Guarantees are received from third parties in favor of the company and are mortgages, pledges and retentions on concession and consignment agreements, fuel supply contracts, lines of credit and construction contracts.

The main guarantees as of the reporting date were as follows:

As of December 31, 2021

GUARANTEE	TRANSACTION	ThUS\$	COMPANY	RELATIONSHIP
Mortgage	Fuel and Lubricant Supply Contract	935	COMERCIAL SOZA Y ARAVENAL LTDA.	Concession
Mortgage	Fuel and Lubricant Supply Contract	809	EST DE SERV VEGA ARTUS LTDA.	Concession
Mortgage	Fuel and Lubricant Supply Contract	658	AUTOMOTRIZ Y COMERCIAL LONCOMILLA LTDA.	Concession
Mortgage	Fuel and Lubricant Supply Contract	592	AMELIA MARTINEZ RASSE Y COMPAÑIA LTDA.	Concession
Mortgage	Fuel and Lubricant Supply Contract	588	PATRICIO ABRAHAM GHIARDO JEREZ	Concession
Mortgage	Fuel and Lubricant Supply Contract	521	JAIME ALEJANDRO VILLANUEVA LOZANO	Concession
Mortgage	Fuel and Lubricant Supply Contract	505	DINO PEIRANO Y CIA LTDA.	Concession
Mortgage	Fuel and Lubricant Supply Contract	437	ALTO MELIMOYU S.A.	Concession
Mortgage	Fuel and Lubricant Supply Contract	431	SOCIEDAD COMERCIAL RINCON LIMITADA	Concession
Mortgage	Fuel and Lubricant Supply Contract	421	COMBUSTIBLES Y SERVICIOS LTDA.	Concession
Mortgage	Fuel and Lubricant Supply Contract	421	DISTR. DE COMB. COKE LTDA.	Concession
Mortgage	Fuel and Lubricant Supply Contract	419	COMERCIAL Y SERVICIOS FERSOF LIMITADA	Concession
Mortgage	Fuel and Lubricant Supply Contract	415	COMERCIAL DE PABLO Y MARIN LTDA.	Concession
Mortgage	Fuel and Lubricant Supply Contract	407	GAJARDO E HIJOS LIMITADA	Concession
Mortgage	Fuel and Lubricant Supply Contract	401	COMERCIAL LINCOYAN LIMITADA	Concession
Mortgage	Fuel and Lubricant Supply Contract	385	COMERCIALIZADORA LONCOMILLA LTDA.	Concession
Mortgage	Fuel and Lubricant Supply Contract	378	COMERCIAL F. Y. H. LTDA.	Concession
Mortgage	Fuel and Lubricant Supply Contract	373	COMERCIAL GRUPO MYDO LIMITADA	Concession
Mortgage	Fuel and Lubricant Supply Contract	372	DISTRIBUIDORA DIAZ Y COMPAÑIA LIMITADA	Concession
Mortgage	Fuel and Lubricant Supply Contract	358	COMERCIAL Y SERVICIOS PINCAL LIMITADA	Concession
Mortgage	Fuel and Lubricant Supply Contract	357	COMERCIAL Y SERVICIOS SAN IGNACIO LTDA.	Concession
Mortgage	Fuel and Lubricant Supply Contract	342	SOCIEDAD COMERCIAL CAROLINA HERNANDEZ	Concession
Mortgage	Fuel and Lubricant Supply Contract	341	MARTINEZ RASSE Y CIA. LTDA.	Concession
Mortgage	Fuel and Lubricant Supply Contract	336	INV Y COM LIRAY LTDA.	Concession
Mortgage	Fuel and Lubricant Supply Contract	336	DE LA FUENTE MARTINEZ Y COMPAÑIA LIMITADA	Concession
Mortgage	Fuel and Lubricant Supply Contract	333	COMERCIAL GRONALIMITADA	Concession
Mortgage	Fuel and Lubricant Supply Contract	333	COM. Y DISTRIBUIDORA LOS LIRIOS LTDA.	Concession
Mortgage	Fuel and Lubricant Supply Contract	324	ESTACION DE SERVICIO VIÑA DEL MAR LTDA.	Concession
Mortgage	Fuel and Lubricant Supply Contract	322	COMERCIAL BEFFERMANN E HIJOS LTDA.	Concession
Mortgage	Fuel and Lubricant Supply Contract	320	ROSENBERG Y SEPULVEDA LIMITADA	Concession
Mortgage	Fuel and Lubricant Supply Contract	319	STEFFENS Y COMPAÑIA LIMITADA	Concession
Mortgage	Fuel and Lubricant Supply Contract	319	ADMINIST.DE E/S AUTONOMA LTDA.	Concession
Mortgage	Fuel and Lubricant Supply Contract	315	DELAC S.A.	Concession
Mortgage	Fuel and Lubricant Supply Contract	313	COMERCIALIZADORA Y DISTRIBUIDORA DEL NORTE LTDA.	Concession
Mortgage	Fuel and Lubricant Supply Contract	302	SANTA LUISA DE NAVA DEL REY LIMITADA	Concession
Mortgage	Fuel and Lubricant Supply Contract	299	COMERCIAL ONE STOP LTDA.	Concession
Mortgage	Fuel and Lubricant Supply Contract	298	COMERCIAL ONE STOP LTDA.	Concession
Mortgage	Fuel and Lubricant Supply Contract	296	SERVICIOS KAYFER LIMITADA	Concession
Mortgage	Fuel and Lubricant Supply Contract	292	COMERCIAL ELIZABETH OCARANZA LIMITADA	Concession
Mortgage	Fuel and Lubricant Supply Contract	289	COMERCIAL J & C MOYA LIMITADA	Concession
Mortgage	Fuel and Lubricant Supply Contract	289	SOCIEDAD COMERCIAL LAS VIOLETAS LIMITADA	Concession
Mortgage	Fuel and Lubricant Supply Contract	285	COMERCIAL Y SERVICIOS EL TATIO LTDA.	Concession
Mortgage	Fuel and Lubricant Supply Contract	281	COMERCIAL Y SERVICIOS PALAU LIMITADA	Concession
Mortgage	Fuel and Lubricant Supply Contract	272	COMERCIAL Y SERVICIOS LA ROCHELLE LIMITADA	Concession
Mortgage	Fuel and Lubricant Supply Contract	272	SOCIEDAD COMERCIAL EL PARRON LTDA.	Concession
Mortgage	Fuel and Lubricant Supply Contract	264	EST. DE SERV. COLON TOMAS MORO LTDA.	Concession
Mortgage	Fuel and Lubricant Supply Contract	258	INVERSIONES JOTAS LIMITADA	Concession
Mortgage	Fuel and Lubricant Supply Contract	248	COMERCIAL E INVERSIONES SANTA CATA LIMITADA	Concession
Mortgage	Fuel and Lubricant Supply Contract	247	RAMIS Y RAMIS LTDA.	Concession
Mortgage	Fuel and Lubricant Supply Contract	244	COMERCIAL Y SERVICIOS SEQUEL- BEYZA LTDA.	Concession
Mortgage	Fuel and Lubricant Supply Contract	242	DISTRIBUIDORA PERCAB LIMITADA	Concession
Mortgage	Fuel and Lubricant Supply Contract	241	FL COMERCIAL LIMITADA	Concession
Mortgage	Fuel and Lubricant Supply Contract	241	COMERCIAL Y SERVICIOS DG LIMITADA	Concession
Mortgage	Fuel and Lubricant Supply Contract	228	SOCIEDAD LUIS FONG VERGARA Y COMPAÑIA	Concession
Mortgage	Fuel and Lubricant Supply Contract	215	COMERCIAL CSC LIMITADA	Concession
Mortgage	Fuel and Lubricant Supply Contract	191	COMERCIAL Y SERVICIOS R & R LIMITADA	Concession



Empresas Copec S.A. - Consolidated Financial Statements as of December 31, 2021

GUARANTEE	TRANSACTION	COMPANY	RELATIONSHIP
Mortgage	Fuel and Lubricant Supply Contract	329 GARCIA Y COMPAÑIA LIMITADA	Concession
Mortgage	Fuel and Lubricant Supply Contract	283 COMERCIAL Y SERVICIOS M & C LIMITADA	Concession
Mortgage	Fuel and Lubricant Supply Contract	258 COMBUSTIBLES VARELA LIMITADA	Concession
Mortgage	Fuel and Lubricant Supply Contract	242 COMERCIAL MAHANA Y COMPANIA LIMITADA	Concession
Mortgage	Fuel and Lubricant Supply Contract	234 COMERCIAL E INVERSIONES SALARES LIMITADA	Concession
Mortgage	Fuel and Lubricant Supply Contract	233 COMERCIAL MALLKU LIMITADA	Concession
Mortgage	Fuel and Lubricant Supply Contract	232 EXPENDIO DE COMBUSTIBLES Y LUBRICANTES LIMITADA	Concession
Mortgage	Fuel and Lubricant Supply Contract	231 COMERCIAL DOMINGA LTDA.	Concession
Mortgage	Fuel and Lubricant Supply Contract	229 GERMAN LUIS CONTRERAS CHAVEZ	Concession
Mortgage	Fuel and Lubricant Supply Contract	229 COMERCIAL Y SERVICIOS NEWEN LTDA.	Concession
Mortgage	Fuel and Lubricant Supply Contract	227 DE LA PAZ MERINO LTDA.	Concession
Mortgage	Fuel and Lubricant Supply Contract	224 DISTRIBUIDORA B & B LTDA.	Concession
Mortgage	Fuel and Lubricant Supply Contract	224 COMERCIAL Y SERVICIOS RIMED LTDA.	Concession
Mortgage	Fuel and Lubricant Supply Contract	224 SOCIEDAD COMERCIAL PEREZ Y POBLETE LIMITADA	Concession
Mortgage	Fuel and Lubricant Supply Contract	222 COMERCIAL CAUTIN LIMITADA	Concession
Mortgage	Fuel and Lubricant Supply Contract	218 BODEGAJE, LOGISTICA Y DISTRIBUCION FERNANDEZ OSSA LTDA.	Concession
Mortgage	Fuel and Lubricant Supply Contract	218 DANIEL VILLAR Y CIA. LTDA.	Concession
Mortgage	Fuel and Lubricant Supply Contract	217 SOCIEDAD COMERCIAL QUINWER LIMITADA	Concession
Mortgage	Fuel and Lubricant Supply Contract	217 MUÑOZ Y DIMTER LTDA.	Concession
Mortgage	Fuel and Lubricant Supply Contract	216 AUTOMOTRIZ CRISTOBAL COLON LTDA.	Concession
Mortgage	Fuel and Lubricant Supply Contract	213 COMERCIAL Y SERVICIOS FUTRONO LIMITADA	Concession
Mortgage	Fuel and Lubricant Supply Contract	213 GRANESE Y ROSSELLI LTDA.	Concession
Mortgage	Fuel and Lubricant Supply Contract	211 NTEC SERVICIOS Y COMERCIALIZADORA LIMITADA	Concession
Mortgage	Fuel and Lubricant Supply Contract	208 SOCIEDAD COMERCIAL URQUIETA HUERTA	Concession
Mortgage	Fuel and Lubricant Supply Contract	207 SOC COM SHARPE HNAS LTDA.	Concession
Mortgage	Fuel and Lubricant Supply Contract	207 COMERCIAL Y SERVICIOS BALMA LTDA.	Concession
Mortgage	Fuel and Lubricant Supply Contract	206 COM Y SERVICIOS SAN ALFONSO LTDA.	Concession
Mortgage	Fuel and Lubricant Supply Contract	204 ANGELA HENRIQUEZ MAGGILO Y COMPAÑIA LTDA.	Concession
Mortgage	Fuel and Lubricant Supply Contract	193 GEOMAZ COMERCIAL Y SERVICIOS LIMITADA	Concession
Mortgage	Fuel and Lubricant Supply Contract	193 COMERCIAL Y SERVICIOS RIGA LTDA.	Concession
Mortgage	Fuel and Lubricant Supply Contract	192 COMERCIAL E INVERSIONES BORQUEZ HULSE LTDA.	Concession
Mortgage	Fuel and Lubricant Supply Contract	192 COMERCIAL Y SERVICIOS BRAXO LIMITADA	Concession
Mortgage	Fuel and Lubricant Supply Contract	191 COMERCIAL Y SERVICIOS LENGA LIMITADA	Concession
Mortgage	Fuel and Lubricant Supply Contract	189 COMERCIAL Y SERVICIOS ALESSANDRIA LTDA.	Concession
Mortgage	Fuel and Lubricant Supply Contract	187 COM Y DIST PIRQUE LIMITADA	Concession
Mortgage	Fuel and Lubricant Supply Contract	158 COMERCIAL LOS CONQUISTADORES LIMITADA	Concession
Mortgage	Fuel and Lubricant Supply Contract	133 DIST DE COMBUST SAN IGNACIO LTDA.	Concession
Mortgage	Fuel and Lubricant Supply Contract	76 COMERCIAL Y SERVICIOS MEDNAV LTDA.	Concession
Mortgage	Fuel and Lubricant Supply Contract	891 VALLE DORADO S.A.	Distributor
Mortgage	Fuel and Lubricant Supply Contract	779 LUBRICANTES ARTIGUES S.A.	Distributor
Mortgage	Fuel and Lubricant Supply Contract	637 DISTRIBUIDORA DE LUBRICANTES SAN JAVIER LTDA.	Distributor
Mortgage	Fuel and Lubricant Supply Contract	464 SOCIEDAD LUBRICANTES Y SERVICIOS LTDA.	Distributor
Mortgage	Fuel and Lubricant Supply Contract	432 COMERCIAL HARAMBOUR LIMITADA	Distributor
Mortgage	Fuel and Lubricant Supply Contract	425 COMERCIAL RENGO LUBRICANTES S.A.	Distributor
Mortgage	Fuel and Lubricant Supply Contract	399 SOCIEDAD COMERCIALIZADORA NUEVA LONCOMILLA LIMITADA	Distributor
Mortgage	Fuel and Lubricant Supply Contract	1,455 TRANSPORTES MARITIMOS KOCHIFAS S.A.	Industrial
Mortgage	Fuel and Lubricant Supply Contract	1,092 PINTO LAGOS MIGUEL ANGEL	Industrial
Mortgage	Fuel and Lubricant Supply Contract	730 PULLMAN CARGO S.A.	Industrial
Mortgage	Fuel and Lubricant Supply Contract	723 FUENTES SALAZAR SANDRA	Industrial
Mortgage	Fuel and Lubricant Supply Contract	704 BUSES METROPOLITANA S.A.	Industrial
Mortgage	Fuel and Lubricant Supply Contract	640 PETROMAULE LTDA.	Industrial
Mortgage	Fuel and Lubricant Supply Contract	386 SOTALCO II LTDA.	Industrial
Mortgage	Fuel and Lubricant Supply Contract	246 SOCIEDAD COMERCIAL E INMOBILIARIALA CUMBRE S.A.	Industrial
Mortgage	Fuel and Lubricant Supply Contract	216 OSCAR GILBERTO HURTADO LOPEZ TRANSPORTES E.I.R.L.	Industrial
Guarantee	Fuel and Lubricant Supply Contract	563 ASOCIACION GREMIAL DE DUEÑOS DE CAMIONES DE LA SEXTA REGION	Industrial
Guarantee	Fuel and Lubricant Supply Contract	105 HUILO HUILO DESARROLLO TURISTICO	Industrial
Pledge	Fuel and Lubricant Supply Contract	179 RICARDO LEIVA Y CIA. LTDA.	Industrial
Pledge	Fuel and Lubricant Supply Contract	84 FUENTES SALAZAR SANDRA	Industrial
Pledge	Fuel and Lubricant Supply Contract	83 SALAZAR CRANE JULIA	Industrial
Time deposits	Fuel and Lubricant Supply Contract	42 SOCIEDAD HERRERA BRAVO LTDA.	Concession
Time deposits	Fuel and Lubricant Supply Contract	32 COMERCIAL MAR Y SOL LTDA.	Concession
Time deposits	Fuel and Lubricant Supply Contract	19 TANGOUR Y LOYOLA LTDA.	Concession

**Guarantees Granted****Celulosa Arauco y Constitución S.A.**

At the date of these consolidated financial statements, the subsidiary Arauco has approximately US\$ 47 million in financial assets transferred to third parties (beneficiaries), as direct guarantees. If the obligation is not satisfied by Arauco, the beneficiary may enforce this guarantee.

As of December 31, 2021 there are assets pledged as indirect guarantees amounting to US\$ 362 million. Unlike direct guarantees, indirect guarantees are provided to safeguard an obligation assumed by a third party.

On September 29, 2011, Arauco signed a Guarantee Agreement under which it granted a non-several commitment to guarantee 50% of the obligations of two Uruguayan companies (joint operations) Celulosa y Energía Punta Pereira S.A. and Zona Franca Punta Pereira S.A., under the IDB Facility Agreement up to US\$ 454 million and the Finnvera Guaranteed Facility Agreement for US\$ 900 million.

Below is a breakdown of the main direct and indirect guarantees granted by Arauco:

Direct					
Subsidiary	Guarantee	Asset Committed	Currency	ThUS\$	Guarantee Beneficiary
Celulosa Arauco y Constitución S.A.	Performance bond	-	Chilean peso	488	General Directorate of Maritime Territory and the Merchant Navy
Celulosa Arauco y Constitución S.A.	Performance bond	-	Chilean peso	208	General Directorate of Maritime Territory and the Merchant Navy
Celulosa Arauco y Constitución S.A.	Performance bond	-	Chilean peso	2,287	Ministry of Public Works (MOP)
Celulosa Arauco y Constitución S.A.	Performance bond	-	Chilean peso	373	Railroad
Celulosa Arauco y Constitución S.A.	Performance bond	-	Chilean peso	15,377	Sociedad Concesionaria Autopista Arauco S.A.
Celulosa Arauco y Constitución S.A.	Performance bond	-	Chilean peso	230	Ilustre Municipalidad de Arauco
Arauco Forest Brasil S.A.	Mortgage of ADB's Jaguaiaiva Industrial Plant	Property, plant and equipment	Brazilian reals	27,473	BNDES
Arauco do Brasil S.A.	Endorsement of ADB	-	Brazilian reals	382	Banco Votorantim S.A.
Arauco Florestal Arapotí S.A.	Endorsement of ADB	-	Brazilian reals	431	Banco Votorantim S.A.
<b>Total</b>				<b>47,250</b>	

Indirect					
Subsidiary	Guarantee	Asset Committed	Currency	ThUS\$	Guarantee Beneficiary
Celulosa Arauco y Constitución S.A.	Non several and non cumulative guarantee	-	US dollars	92,105	Joint Ventures (Uruguay)
Celulosa Arauco y Constitución S.A.	Full guarantee	-	US dollars	270,000	Arauco North America (ex Flakeboard America Ltd.) (USA)
Celulosa Arauco y Constitución S.A.	Guarantee letter	-	US dollars	206	Arauco Forest Brasil y Mahal (Brazil)
<b>Total</b>				<b>362,311</b>	



### **Abastible S.A.**

The indirect subsidiary Solgas pledged to Banco Scotiabank Perú S.A.A. assets totaling ThUS\$ 112,238, to guarantee borrowings from financial institutions of ThUS\$ 92,188 (equivalent to PS\$ 303,300,000). The term is 7 years from January 2019.

### **Copec S.A.**

The Company has granted performance bonds to guarantee delivery of fuels to customers and to guarantee works on public thoroughfares and other similar roads for a total of ThUS\$ 73,947 as of December 31, 2021 (ThUS\$ 84,295 as of December 31, 2020).

### **Pesquera Iquique – Guanaye S.A.**

The indirect subsidiary Orizon S.A. pledged 124,150 shares in the associate Boat Parking S.A. in favor of that company, in order to ensure compliance with all current or future contractual obligations of Orizon S.A. to Boat Parking S.A.

In 2019, the indirect associate Golden Omega S.A. restructured its long-term loans that totaled ThUS\$ 111,008, in which Orizon S.A. and Corpesca S.A. were committed as joint guarantors of these loans for 50% each.

### **Alxar Internacional SpA**

On May 16, 2018 at an Extraordinary Shareholders' Meeting held by Empresas Copec S.A. and in relation to the Mina Justa project, it was agreed to provide guarantees under the following terms:

- 1) To secure during the project's construction and commissioning phase up to 40% of Marcobre's obligations with a syndicate of loan agencies, financial institutions and banks, who would provide a "Project Finance" loan. This loan would be between US\$ 800 million and US\$ 900 million, and the guarantee is limited to US\$ 360 million, which is 40% of the maximum figure.
- 2) Provided it is acceptable to the respective counterparties, to assume 40% of the guarantees provided by Minsur in favor of Ausenco, to guarantee Marcobre obligations under EPCM contracts in relation to the project. Or if for any reason it could not assume these guarantees, to authorize Empresas Copec to sign a back-to-back guarantee agreement, provided Minsur requires it, in order to reimburse Minsur or its related parties (as the case may be), of 40% of all costs payable by Minsur or its related parties under such guarantee. These contracts are valued at US\$ 75.4 million, and the guarantee was limited to 40% of this value, plus 10%, being US\$ 33.2 million.

Accordingly, on August 15, 2018, Grupo Cumbres Andinas S.A.C. signed a syndicated loan with a group of lenders composed of Export Development Canada, Export Finance and Insurance Corporation, KFW IPEX-Bank GMBH, the Export-Import Bank of Korea, Banco Bilbao Viscaya Argentaria, S.A. Hong Kong, Banco de Crédito del Peru and other lenders, where it obtained a US\$ 900 million line of credit with a Libor variable interest rate covered with a hedge. As of December 31, 2021, the Group had received disbursements of US\$ 900 million.

There are no other contingencies which could significantly affect the companies financial or operating conditions as of the reporting date.

**Disclosure information regarding provisions:**

Provisions are recognized when there is a legal or constructive obligation as a consequence of past events, it is likely that a payment will be necessary to settle the obligation, and the amount of such payment can be reliably estimated. The amount is the best possible estimate at each reporting date.

Provisions	Current		Non-current	
	12.31.2021 ThUS\$	12.31.2020 ThUS\$	12.31.2021 ThUS\$	12.31.2020 ThUS\$
Legal claims provision	9,057	10,777	7,931	9,133
Onerous contracts provision	0	0	192	13,313
Decommissioning, restoration and rehabilitation provision	206	507	23,549	20,471
Other provisions	13,173	10,184	25,454	25,488
<b>Total</b>	<b>22,436</b>	<b>21,468</b>	<b>57,126</b>	<b>68,405</b>



Changes in provisions ThUS\$	Guarantee provision	Legal claims provision	Onerous contracts provision	Decommissioning, restoration and rehabilitation provision	Profit shares and bonuses	Other provisions	Total
<b>Opening balance as of January 1, 2021</b>	<b>0</b>	<b>19,910</b>	<b>13,313</b>	<b>20,978</b>	<b>0</b>	<b>35,672</b>	<b>89,873</b>
<b>Movements in provisions</b>							
Increase (decrease) in provisions	0	728	(13,052)	7,504	0	6,807	1,987
Provision used	0	(7,516)	0	(2,261)	0	(4,902)	(14,679)
Reversal of unused provision	0	(63)	0	(70)	0	0	(133)
Increase (decrease) in foreign currency translation	0	(4,975)	(69)	(2,137)	0	(202)	(7,383)
Additional provisions	0	8,592	0	0	0	0	8,592
Other increases (decreases)	0	312	0	(259)	0	1,252	1,305
<b>Total changes in provisions</b>	<b>0</b>	<b>(2,922)</b>	<b>(13,121)</b>	<b>2,777</b>	<b>0</b>	<b>2,955</b>	<b>(10,311)</b>
<b>Closing balance as of December 31, 2021</b>	<b>0</b>	<b>16,988</b>	<b>192</b>	<b>23,755</b>	<b>0</b>	<b>38,627</b>	<b>79,562</b>

Changes in provisions ThUS\$	Guarantee provision	Legal claims provision	Onerous contracts provision	Decommissioning, restoration and rehabilitation provision	Profit shares and bonuses	Other provisions	Total
<b>Opening balance as of January 1, 2020</b>	<b>0</b>	<b>20,979</b>	<b>23,188</b>	<b>20,516</b>	<b>304</b>	<b>34,568</b>	<b>99,555</b>
<b>Movements in provisions</b>							
Increase (decrease) in provisions	0	2,697	0	1,720	(279)	31,658	35,796
Provision used	0	(4,360)	0	(73)	0	(31,757)	(36,190)
Increase (decrease) in foreign currency translation	0	(2,308)	(643)	(1,185)	(25)	1,221	(2,940)
Additional provisions	0	3,257	(9,232)	0	0	0	(5,975)
Other increases (decreases)	0	(355)	0	0	0	(18)	(373)
<b>Total changes in provisions</b>	<b>0</b>	<b>(1,069)</b>	<b>(9,875)</b>	<b>462</b>	<b>(304)</b>	<b>1,104</b>	<b>(9,682)</b>
<b>Closing balance as of December 31, 2020</b>	<b>0</b>	<b>19,910</b>	<b>13,313</b>	<b>20,978</b>	<b>0</b>	<b>35,672</b>	<b>89,873</b>

The provision for legal claims primarily corresponds to labor and tax related lawsuits, and the term of payment is undetermined.

The Group recognizes a provision for the present value of the dismantling, restoration and rehabilitation costs that will be incurred in the restoration of the locations of certain plants and service stations on property belonging to third parties and mine closures. The expected payment date is not yet known.

## Other Matters

As a result of purchasing the Cartagena plant, Organización Terpel S.A. undertakes to indemnify the Third Party Acquirer (Inversiones Primax S.A.S. and Primax Holdings S.A.S.) against any of the following events:

- a) Any lawsuit or claim related to the Mobil lubricants business that was transferred by DAC to Terpel, for a maximum term equal to the statute of limitations under Colombian law (10 years) and up to an amount equal to the final price of the Fuels Resale SPA -Share Purchase Agreement (after adjustments). This value has not yet been defined since the adjustments have not been made. A claim has been filed, which is at the initial stage. According to an evaluation by internal and external legal advisors there are no significant contingencies for the Company. The risk will become clearer as the case progresses, depending on what happens at the evidentiary stage.
- b) On environmental issues, only for a breach or inaccuracy in the representations and guarantees established in the SPA, for a period of 10 years and limited to ThUS\$ 5,000.
- c) On transfer prices, only for a breach or inaccuracy of the representations and guarantees established in the Fuels Resale SPA for a period of five and a half years and limited to ThUS\$ 5,000.



**NOTE 20. EMPLOYEE BENEFIT OBLIGATIONS**

These amounts are mainly obligations for service termination indemnities for certain employees, based on the provisions of collective and individual employment contracts.

Concept	12.31.2021 ThUS\$	12.31.2020 ThUS\$
Vacation benefits	248	216
Post-employment benefits	9,463	12,459
<b>Total current benefits</b>	<b>9,711</b>	<b>12,675</b>
Post-employment benefits	113,901	123,080
<b>Total non-current benefits</b>	<b>113,901</b>	<b>123,080</b>
<b>Total employee benefits</b>	<b>123,612</b>	<b>135,755</b>

Reconciliation of post-employment benefits	12.31.2021 ThUS\$	12.31.2020 ThUS\$
<b>Opening balance</b>	<b>135,755</b>	<b>125,563</b>
Current service cost	9,113	10,988
Additions on business mergers	0	225
Interest costs	5,237	5,622
Actuarial (gains) losses on changes in assumptions	(5,223)	664
Past service costs	(8)	(26)
Actuarial (gains) losses due to experience	8,106	(94)
Benefits paid (provisioned)	(8,146)	(13,523)
Decrease from sale of subsidiary	(393)	0
Increase (decrease) on foreign currency translation	(20,829)	6,336
<b>Changes in the period</b>	<b>(12,143)</b>	<b>10,192</b>
<b>Closing Balance</b>	<b>123,612</b>	<b>135,755</b>

The liability recognized in the consolidated statement of financial position is the present value of the obligation for defined benefits as of the reporting date based on actuarial calculations using the projected unit-credit method. This liability is for the defined benefits based on actuarial calculations in accordance with the projected unit-credit method. This calculation discounts the estimated future outflows of cash at interest rates on instruments denominated in the currency in which such benefits will be paid and with terms similar to those of the corresponding obligations.

Actuarial gains or losses arising from experience and from changes in actuarial assumptions are charged or credited to the changes in net equity statement in the period in which they occur.

Costs for past services are recognized immediately in the consolidated statement of net income.

**NOTE 21. EQUITY METHOD INVESTMENTS IN AFFILIATES AND ASSOCIATES**

1. The ownership interest of the Empresas Copec S.A. Group in its main associates accounted for using the equity method are the following:

As of December 31, 2021

Chilean ID Number	Name	Interest %	Country	Relationship	Functional Currency	Investment cost ThUS\$	Net income ThUS\$
-	Cumbres Andinas S.A.C.	40.00	Peru	Indirect associate	US dollar	625,853	149,735
-	Sonae Arauco	50.00	Spain	Joint venture	Euros	203,504	35,250
96,722,460-K	Metrogas S.A.	39.83	Chile	Associate	Chilean peso	44,192	25,186
96,893,820-7	Corpesca S.A.	39.79	Chile	Indirect associate	US dollar	73,343	(6,745)
76,996,827-K	Inversiones Caleta Vitor S.A.	39.79	Chile	Indirect associate	US dollar	75,142	9,339
96,785,680-0	Inversiones Puerto Coronel S.A.	50.00	Chile	Indirect associate	US dollar	55,873	(2,104)
70,037,855-0	Inversiones Laguna Blanca S.A.	50.00	Chile	Joint venture	US dollar	0	(53)
76,578,731-9	Aprovisionadora Global de Energía S.A.	39.83	Chile	Associate	US dollar	11,737	9,027
-	Vale do Corisco S.A.	49.00	Brazil	Indirect associate	Real	26,823	2,380
99,500,140-3	Eka Chile S.A.	50.00	Chile	Joint venture	Chilean peso	22,124	1,110
76,044,336-0	Golden Omega S.A.	25.00	Chile	Indirect associate	US dollar	17,889	(2,458)
76,879,577-0	E2E S.A.	50.00	Chile	Indirect associate	Chilean peso	16,161	(5,195)
96,783,150-6	St Andrews Smoky Delicacies S.A.	20.00	Chile	Indirect associate	US dollar	10,957	36
76,307,309-2	Naviera Los Inmigrantes S.A.	50.00	Chile	Joint venture	Chilean peso	3,479	14
84,764,200-9	Empresa Pesquera Apiao S.A.	20.00	Chile	Indirect associate	Chilean peso	4,985	537
77,209,739-5	Agrícola El Paque SpA.	50.00	Chile	Indirect associate	US dollar	4,622	30
-	Montagas S.A. ESP	33.33	Colombia	Indirect associate	Colombian peso	3,237	617
-	Fibroacero S.A.	26.00	Ecuador	Indirect associate	US dollar	2,929	11
77,470,229-6	Agrícola Fresno SpA	44.64	Chile	Indirect associate	Chilean peso	4,369	(24)
82,040,600-1	Sociedad de Inversiones de Aviación Ltda.	33.33	Chile	Indirect associate	Chilean peso	2,586	1,196
77,750,270-0	Agrícola San Gerardo SpA	49.99	Chile	Joint venture	Chilean peso	1,754	(105)
-	PGN Gasnorte S.A.C	50.00	Colombia	Indirect associate	Colombian peso	1,051	495
96,953,090-2	Boat Parking S.A.	21.36	Chile	Joint venture	Chilean peso	839	32
76,839,949-2	Parque Eólico Ovejas del Sur SpA.	50.00	Chile	Indirect associate	Chilean peso	1,185	(10)
-	PGN Gasur S.A.C	50.00	Colombia	Indirect associate	Colombian peso	614	317
-	Energas S.A. ESP	28.33	Colombia	Indirect associate	Colombian peso	400	84
76,659,730-0	Elemental S.A.	40.00	Chile	Indirect associate	Chilean peso	256	25
96,925,430-1	Servicios Corporativos Sercor S.A.	20.00	Chile	Indirect associate	Chilean peso	220	55
77,155,079-7	Inversiones de Electromovilidad CK SpA	50.00	Chile	Joint venture	US dollar	1,102	548
76,077,468-5	Consorcio Tecnológico Bionercel S.A.	20.00	Chile	Indirect associate	Chilean peso	0	(1)
76,743,130-9	Genómica Forestal S.A.	25.00	Chile	Indirect associate	Chilean peso	7	0
77,342,444-6	Stem-Copec SPA	39.33	Chile	Indirect associate	Chilean peso	1,263	(2)
-	Stem Terpel SAS	50.00	Colombia	Joint venture	Colombian peso	32	(32)
76,122,974-5	Alga Fuels	43.27	Chile	Indirect associate	Chilean peso	0	(59)
96,919,150-4	Minera Invierno S.A.	50.00	Chile	Joint venture	US dollar	0	(4)
77,252,724-1	Ampere-Copec SpA	51.00	Chile	Joint venture	Chilean peso	57	(38)
76,037,869-0	Equipos Mineros Río Grande Ltda.	50.00	Chile	Joint venture	Chilean peso	0	2
<b>TOTAL</b>						<b>1,218,585</b>	<b>219,196</b>



Empresas Copec S.A. - Consolidated Financial Statements as of December 31, 2021

As of December 31, 2020

Chilean ID Number	Name	Interest %	Country	Relationship	Functional Currency	Investment cost ThUS\$	Net income ThUS\$
-	Cumbres Andinas S.A.C.	40.00	Peru	Indirect associate	US dollar	431,417	(12,184)
-	Sonae Arauco	50.00	Spain	Joint venture	Euros	184,191	(2,515)
96,722,460-K	Metrogas S.A.	39.83	Chile	Associate	Chilean peso	100,862	26,215
96,893,820-7	Corpesca S.A.	39.79	Chile	Indirect associate	US dollar	80,127	(13,859)
76,996,827-K	Inversiones Caleta Vitor S.A.	39.79	Chile	Indirect associate	US dollar	67,449	9,246
96,785,680-0	Inversiones Puerto Coronel S.A.	50.00	Chile	Indirect associate	US dollar	56,314	3,454
-	Vale do Corisco S.A.	49.00	Brazil	Indirect associate	Real	29,205	1,346
99,500,140-3	Eka Chile S.A.	50.00	Chile	Joint venture	Chilean peso	21,607	1,980
76,044,336-0	Golden Omega S.A.	25.00	Chile	Indirect associate	US dollar	19,141	(1,613)
76,879,577-0	E2E S.A.	49.99	Chile	Indirect associate	Chilean peso	15,300	(2,242)
76,578,731-9	Aprovisionadora Global de Energía S.A.	39.83	Chile	Associate	US dollar	14,567	14,906
96,783,150-6	St Andrews Smoky Delicacies S.A.	0.17	Chile	Indirect associate	US dollar	11,560	770
70,037,855-0	Inversiones Laguna Blanca S.A.	50.00	Chile	Joint venture	US dollar	6,782	(44,997)
84,764,200-9	Empresa Pesquera Apiiao S.A.	0.17	Chile	Joint venture	Chilean peso	4,334	470
-	Montagas S.A. ESP	33.33	Colombia	Indirect associate	Colombian peso	3,852	1,533
77,209,739-5	Agrícola El Paque SpA.	23.16	Chile	Indirect associate	US dollar	3,693	1
76,307,309-2	Naviera Los Inmigrantes S.A.	50.00	Chile	Joint venture	Chilean peso	3,464	(3,758)
-	Unillin Arauco Pisos Ltda.	49.99	Brazil	Joint venture	Real	3,197	520
-	Fibroacero S.A.	26.00	Ecuador	Indirect associate	US dollar	2,919	(86)
82,040,600-1	Sociedad de Inversiones de Aviación Ltda.	33.33	Chile	Indirect associate	Chilean peso	2,918	1,348
77,750,270-0	Agrícola San Gerardo SpA	50.00	Chile	Joint venture	Chilean peso	2,038	(171)
76,839,949-2	Parque Eólico Ovejeras del Sur SpA.	49.99	Chile	Indirect associate	Chilean peso	1,199	(77)
-	PGN Gasnorte S.A.C	50.00	Colombia	Indirect associate	Colombian peso	1,152	441
96,953,090-2	Boat Parking S.A.	21.36	Chile	Joint venture	Chilean peso	906	7
-	PGN Gasur S.A.C	50.00	Colombia	Indirect associate	Colombian peso	655	269
76,456,800-1	Mina Invierno S.A.	0.10	Chile	Joint venture	US dollar	651	1
-	Energas S.A. ESP	28.33	Colombia	Indirect associate	Colombian peso	477	88
76,659,730-0	Elemental S.A.	40.00	Chile	Indirect associate	Chilean peso	286	20
77,155,079-7	Inversiones de Electromovilidad CK SpA	50.00	Chile	Joint venture	US dollar	242	264
96,925,430-1	Servicios Corporativos Sercor S.A.	20.00	Chile	Indirect associate	Chilean peso	187	13
77,252,724-1	Ampere-Copec SpA	51.00	Chile	Joint venture	Chilean peso	107	(4)
76,743,130-9	Genómica Forestal S.A.	25.00	Chile	Indirect associate	Chilean peso	7	8
76,242,018-K	Forestal y Ganadera Estancia Invierno S.A.	14.39	Chile	Joint venture	Chilean peso	2	(6)
76,077,468-5	Consorcio Tecnológico Bionercol S.A.	20.00	Chile	Indirect associate	Chilean peso	1	0
76,349,706-2	Hualpén Gas S.A.(*)	67.58	Chile	Indirect associate	US dollar	0	89
76,384,550-8	Sociedad Nacional Marítima S.A.	39.33	Chile	Indirect associate	US dollar	0	(4)
96,942,120-8	Copec Aviation S.A. (formerly AIR AIRBP Copec S.A.) (**)	50.00	Chile	Joint venture	Chilean peso	0	(6,628)
96,919,150-4	Minera Invierno S.A.	0.01	Chile	Joint venture	US dollar	(25)	0
76,037,858-5	Producción y Servicios Mineros Ltda.	0.01	Chile	Joint venture	Chilean peso	(26)	(2)
76,037,869-0	Equipos Mineros Río Grande Ltda.	0.01	Chile	Joint venture	Chilean peso	(96)	(4)
76,037,864-K	Portuaria Otway Ltda.	0.01	Chile	Joint venture	US dollar	(112)	(32)
76,037,872-0	Rentas y Construcciones Fitz Roy Ltda.	0.01	Chile	Joint venture	Chilean peso	(141)	(40)
<b>TOTAL</b>						<b>1,070,409</b>	<b>(25,233)</b>

\* Hualpén Gas S.A. became a Group subsidiary as of January 31, 2020.

\*\* Copec Aviation S.A. became a Group subsidiary as of June 30, 2020.

Summarized financial information of associates:

	12.31.2021		12.31.2020	
	Assets ThUS\$	Liabilities ThUS\$	Assets ThUS\$	Liabilities ThUS\$
Associates, current	1,667,038	1,814,786	1,074,593	1,086,428
Associates, non-current	5,775,407	2,478,918	5,004,964	2,038,958
<b>Total Associates</b>	<b>7,442,445</b>	<b>4,293,704</b>	<b>6,079,557</b>	<b>3,125,386</b>

	12.31.2021 ThUS\$	12.31.2020 ThUS\$
Associates, operating revenue	3,594,852	2,330,407
Associates, operating expenditure	(2,987,940)	(2,348,025)
	<b>606,912</b>	<b>(17,618)</b>

## 2. Interest in joint ventures:

Interests in joint ventures are accounted for using the equity method.

## 3. Movements in investments in associates are as follows:

	12.31.2021 ThUS\$	12.31.2020 ThUS\$
<b>Equity method investments in associates</b>		
<b>Opening balance</b>	<b>1,070,409</b>	<b>1,026,173</b>
Additions, investments in associates and joint ventures	58,756	115,481
Disposals, investments in associates and joint ventures	(53,787)	(943)
Immediately recognized purchased goodwill	0	0
Goodwill	0	0
Gain on incorporating joint ventures	0	0
Share in operating income (loss) in associates	219,196	(25,233)
Share of prior period amounts	0	0
Dividends received	(51,373)	(51,876)
Impairment losses	0	0
Impairment loss reversals	52	2,292
Increase (decrease) in foreign currency translation	(23,317)	24,208
Other increases (decreases)	(582)	(19,693)
Exchange differences	(769)	0
<b>Total changes</b>	<b>148,176</b>	<b>44,236</b>
<b>Closing balance</b>	<b>1,218,585</b>	<b>1,070,409</b>

## 4. The principal purchases and sales of shares, capital increases and decreases, mergers and divisions of equity method associates are as follows.

- During 2021, the Group disbursed ThUS\$ 41,000 (ThUS\$ 95,240 in 2020) through the subsidiary Alxar Internacional SpA., being 40% of the total contributions to the Mina Justa project from the partners of Cumbres Andinas S.A.

## 5. Interests in joint arrangements

**A) Forestry sector**

- On October 13, 2021, Agrícola Fresno SpA was incorporated with share capital of ThUS\$ 1,000, where the indirect subsidiary Forestal Arauco S.A. paid for 50% of these shares. On November 17, 2021, it was agreed to increase its share capital to ThUS\$ 23,884 to be paid over a 2 year period. As of December 31, 2021, Forestal Arauco S.A. still owed ThUS\$ 4,490 in contributions.

- On January 12, 2021, Arauco's subsidiary Arauco do Brasil S.A. sold its entire 50% interest in Unilin Arauco Pisos Ltda. This transaction generated a loss before tax of ThUS\$ 431.

- On July 29, 2020, the indirect subsidiary Forestal Arauco S.A. signed a shareholders' agreement with Agrícola El Paque SpA., in order to plant and construct agricultural assets and integrally manage this agricultural project.



The capital contributed by Forestal Arauco S.A. was ThCh\$ 3,651,895 (equivalent to ThUS\$ 4,753). On December 31, 2021, Forestal Arauco S.A. contributed land valued at ThCh\$ 931,460 (equivalent to ThUS\$ 1,095), to keep its 50% interest.

- During the first quarter of 2020, ThCh\$ 12,000,000 was contributed to E2E (equivalent to ThUS\$ 15,022) through the indirect subsidiary Maderas Arauco S.A., which represents a 50% interest in that company. In January and December 2021, ThCh\$ 5,925,000 was contributed (equivalent to ThUS\$ 7,759).

- Between February and December 2020, the subsidiary Arauco Bioenergía contributed ThUS\$ 354 to Parque Eólico Ovejera Sur SpA, representing a 50% interest in this company. In November 2021, ThCh\$ 100,000 was contributed (equivalent to ThUS\$ 123).

- As of December 31, 2021 and 2020, Arauco had not contributed any capital to its two Uruguayan companies, Celulosa y Energía Punta Pereira S.A. and Zona Franca Punta Pereira S.A.

The investments in Uruguay are considered a joint operation. As stated in the "*Pulp Supply Agreement*", both Arauco and its partner Stora Enso are obliged to acquire all the total annual production of pulp produced by the joint operation. Arauco has recognized assets, liabilities, income and expenses in connection with its ownership interest from January 1, 2013 in accordance with IFRS 11.

Arauco has a 50% interest in Sonae Arauco, which manufactures and markets wooden MDF, PB and OSB panels and cut timber, at two panel plants and a sawmill in Spain; two panel plants and one resin plant in Portugal; four panel plants in Germany and two panel plants in South Africa.

- Moreover, Arauco has a 50% interest in Eka Chile SA, which sells sodium chlorate to pulp mills in Chile. Arauco has a contractual agreement with it that involves a financial undertaking under joint control, classified as a joint venture.

## **B) Energy Sector**

- On June 30, 2020, Copec S.A. and the indirect subsidiary Complemento Filiales S.p.A. obtained control of Copec Aviation S.A. (formerly - AirBp Copec S.A.) by acquiring all the shares held by a third party, which increased the Group's interest to 100% for a total cost of ThUS\$ 1,055.

## **C) Other investments**

- The Group had a 50% ownership interest in Inversiones Laguna Blanca S.A. This company is the result of a strategic alliance that began in 2007 between Empresas Copec S.A. and Inversiones Ultraterra in equal parts. The company was incorporated in order to develop the Mina Invierno project, to explore and produce coal from Riesco Island, located north of Punta Arenas in the Magellan Region.

The company had stopped operating its mining and port business and was ready to begin the closure process following the annulment of the RCA that authorized blasting by the Third Environmental Court of Valdivia in August 2019.

On December 29, 2021, Empresas Copec S.A. proceeded to sell its 50% interest in Inversiones Laguna Blanca S.A. to Inversiones Ultraterra Limitada, as the company had stopped operating in 2019, and this sale was consistent with its strategy that places sustainability at the core of its investment decisions. This sale confirms its decision to concentrate on its core businesses, on substantial initiatives and businesses with growth potential, and through its subsidiaries to strengthen its market presence in new energy and decarbonization projects. Prior to this sale, the Company provided Inversiones Laguna Blanca S.A. and its subsidiaries with sufficient financial resources to comply with project closure plan and with all their environmental and other commitments. The pre-tax loss of this sale was ThUS\$ (50,590), which was recognized in Other gains (losses) in the consolidated statement of net income.

There are no contingent liabilities relating to the Group's interest in joint ventures.

6. The most significant joint arrangements are detailed below:

		12-31-2021							
		Assets		Liabilities		Net Equity	Revenue	Expenses	Net income (loss)
		Current	Non-current	Current	Non-current				
Joint venture	Eka Chile S.A.	16,083	38,056	4,980	4,913	44,246	42,788	(40,568)	2,220
	Inversiones Laguna Blanca S.A.	0	0	0	0	0	0	0	0
	Sonae Arauco S.A.	288,650	699,984	334,620	247,006	407,008	1,153,385	(1,082,798)	70,587
	Agrícola San Gerardo SpA.	1,493	15,455	201	4,162	12,585	0	(47)	(47)
	Parque Eólico Ovejera del Sur SpA.	2,431	24	86	0	2,369	0	(21)	(21)
	E2E S.A.	8,138	28,357	1,094	3,078	32,323	743	(11,133)	(10,390)
	Agrícola El Parque SpA.	1,493	15,455	200	4,162	12,586	0	(47)	(47)
	Agrícola Fresno SpA.	15,663	10,485	88	2,225	23,835	0	(49)	(49)
Unillin Arauco Pisos Ltda	0	0	0	0	0	0	0	0	
Joint operation	Forestal Conor Sur S.A.	23,068	167,159	2,502	10,618	177,107	10,596	(6,935)	3,661
	Eurofores S.A.	133,384	892,020	189,643	147,006	688,755	230,089	(202,423)	27,666
	Celulosa Energía Punta Pereira S.A.	384,960	2,036,696	162,106	210,981	2,048,569	917,391	(575,745)	341,646
	Zona Franca Punta Pereira S.A.	6,712	442,624	101,698	13,014	334,624	18,235	(17,106)	1,129

		12-31-2020							
		Assets		Liabilities		Net Equity	Revenue	Expenses	Net income (loss)
		Current	Non-current	Current	Non-current				
Joint venture	Eka Chile S.A.	16,551	35,599	4,154	4,782	43,214	39,136	(35,177)	3,959
	Inversiones Laguna Blanca S.A.	11,038	31,151	3,340	31,420	7,429	22,233	(112,089)	(89,856)
	Sonae Arauco S.A.	258,058	765,712	276,127	379,260	368,383	808,895	(812,600)	(3,705)
	Agrícola San Gerardo SpA.	4,562	5,782	69	0	10,275	0	(1)	(1)
	Parque Eólico Ovejera del Sur SpA.	367	2,057	26	0	2,398	0	(155)	(155)
	E2E S.A.	9,196	27,044	4,232	1,407	30,601	1,095	(5,579)	(4,484)
	Agrícola El Parque SpA.	4,562	5,782	69	0	10,275	0	(1)	(1)
	Agrícola Fresno SpA.	0	0	0	0	0	0	0	0
	Unillin Arauco Pisos Ltda	8,050	3,747	4,995	408	6,394	18,944	(17,904)	1,040
Joint operation	Forestal Conor Sur S.A.	44,684	170,028	2,121	10,637	201,954	17,088	(14,447)	2,641
	Eurofores S.A.	115,971	870,093	192,443	131,893	661,728	227,488	(197,172)	30,316
	Celulosa Energía Punta Pereira S.A.	262,446	2,103,903	163,887	325,894	1,876,568	610,070	(586,345)	23,725
	Zona Franca Punta Pereira S.A.	6,233	453,572	107,131	19,179	333,495	18,206	(19,318)	(1,112)



7. Dividends received from associates

As of December 31, 2021, the Parent Company, Empresas Copec S.A., received ThUS\$ 33,519 from Metrogas and ThUS\$ 11,672 from Aprovisionadora Global de Energía (as of December 31, 2020 it received ThUS\$ 17,883 from Metrogas S.A. and ThUS\$ 25,893 from Aprovisionadora Global de Energía).

Celulosa Arauco y Constitución S.A. received ThUS\$ 3,049 in dividends from its associates during 2021 (it had received ThUS\$ 4,042 as of December 31, 2020).

Copec S.A. and subsidiaries received ThUS\$ 739 in dividends from its associates during 2021 (ThUS\$ 2,632 as of December 31, 2020).

As of December 31, 2021, Abastible S.A. received ThUS\$ 785 from its associates (as of December 31, 2020, it received ThUS\$ 22,690).

Pesquera Iquique-Guanaye S.A. received ThUS\$ 9 from its associates during 2021, but during 2020 it did not receive any dividends.

**NOTE 22. NATIONAL AND FOREIGN CURRENCY**

Foreign Currency Assets	12.31.2021 ThUS\$	12.31.2020 ThUS\$
<b>Liquid assets</b>	<b>1,853,247</b>	<b>2,340,251</b>
US dollars	931,254	1,319,598
Euros	5,766	3,917
Other currencies	441,160	420,749
Non-indexed Chilean peso	457,888	588,924
UF	17,179	7,063
<b>Cash and cash equivalents</b>	<b>1,667,603</b>	<b>2,146,581</b>
US dollars	766,952	1,148,291
Euros	5,766	3,917
Other currencies	441,064	420,656
Non-indexed Chilean peso	436,642	566,654
UF	17,179	7,063
<b>Other financial assets, current</b>	<b>185,644</b>	<b>193,670</b>
US dollars	164,302	171,307
Euros	0	0
Other currencies	96	93
Non-indexed Chilean peso	21,246	22,270
UF	0	0
<b>Receivables, current and non-current</b>	<b>2,144,573</b>	<b>1,599,539</b>
US dollars	949,141	636,174
Euros	21,884	10,448
Other currencies	315,699	263,390
Non-indexed Chilean peso	854,298	681,995
UF	3,551	7,532
<b>Trade and other receivables, current</b>	<b>2,107,477</b>	<b>1,550,633</b>
US dollars	931,646	642,337
Euros	21,884	10,448
Other currencies	315,461	262,332
Non-indexed Chilean peso	837,984	632,700
UF	502	2,816
<b>Related party receivables, current</b>	<b>22,231</b>	<b>41,109</b>
US dollars	17,495	(13,960)
Euros	0	0
Other currencies	238	1,058
Non-indexed Chilean peso	1,449	49,295
UF	3,049	4,716
<b>Related party receivables, non-current</b>	<b>14,865</b>	<b>7,797</b>
US dollars	0	7,797
Euros	0	0
Other currencies	0	0
Non-indexed Chilean peso	14,865	0
UF	0	0
<b>Other assets</b>	<b>21,615,028</b>	<b>21,234,651</b>
US dollars	15,548,417	14,718,156
Euros	215,708	196,377
Other currencies	2,598,530	2,744,585
Non-indexed Chilean peso	3,252,305	3,571,899
UF	68	3,634
<b>Total assets</b>	<b>25,612,848</b>	<b>25,174,441</b>
US dollars	17,428,812	16,673,928
Euros	243,358	210,742
Other currencies	3,355,389	3,428,724
Non-indexed Chilean peso	4,564,491	4,842,818
UF	20,798	18,229



Foreign currency (liabilities)	12.31.2021		12.31.2020	
	ThUS\$		ThUS\$	
	Under 90 days	91 days to 1 year	Under 90 days	91 days to 1 year
<b>Current liabilities</b>				
<b>Other current financial liabilities</b>	<b>164,478</b>	<b>414,716</b>	<b>274,371</b>	<b>362,883</b>
US dollar	86,687	272,452	71,826	203,891
Euros	0	66,707	0	32,697
Other currencies	25,022	13,267	3,651	14,108
Non-indexed Chilean peso	52,769	13,817	198,894	11,419
UF	0	48,473	0	100,768
<b>Bank loans</b>	<b>134,121</b>	<b>317,616</b>	<b>241,260</b>	<b>218,558</b>
US dollars	57,555	224,550	38,715	167,449
Euros	0	66,707	0	32,697
Other currencies	24,889	13,267	3,651	14,108
Non-indexed Chilean peso	51,677	13,092	198,894	4,304
UF	0	0	0	0
<b>Bank overdraft</b>	<b>0</b>	<b>0</b>	<b>0</b>	<b>0</b>
US dollars	0	0	0	0
Euros	0	0	0	0
Other currencies	0	0	0	0
Non-indexed Chilean peso	0	0	0	0
UF	0	0	0	0
<b>Other loans</b>	<b>30,357</b>	<b>97,100</b>	<b>33,111</b>	<b>144,325</b>
US dollars	29,132	47,902	33,111	36,442
Euros	0	0	0	0
Other currencies	133	0	0	0
Non-indexed Chilean peso	1,092	725	0	7,115
UF	0	48,473	0	100,768
<b>Finance leases</b>	<b>43,633</b>	<b>72,233</b>	<b>46,278</b>	<b>83,941</b>
US dollars	12,500	14,386	14,158	16,433
Euros	40	67	23	61
Other currencies	8,359	6,422	8,154	6,160
Non-indexed Chilean peso	19,772	44,749	19,266	50,570
UF	2,962	6,609	4,677	10,717
<b>Other current liabilities</b>	<b>2,054,965</b>	<b>618,612</b>	<b>1,337,811</b>	<b>736,241</b>
US dollars	477,541	236,652	327,492	332,982
Euros	18,552	10	12,081	0
Other currencies	527,685	8,003	419,515	41,072
Non-indexed Chilean peso	996,255	373,947	542,713	307,516
UF	34,932	0	36,010	54,671
<b>Total Current Liabilities</b>	<b>2,263,076</b>	<b>1,105,561</b>	<b>1,658,460</b>	<b>1,183,065</b>
US dollars	576,728	523,490	413,476	553,306
Euros	18,592	66,784	12,104	32,758
Other currencies	561,066	27,692	431,320	61,340
Non-indexed Chilean peso	1,068,796	432,513	760,873	369,505
UF	37,894	55,082	40,687	166,156

	12.31.2021		12.31.2020	
	ThUS\$		ThUS\$	
	1 to 5 years	Over 5 years	1 to 5 years	Over 5 years
<b>Non-current liabilities</b>				
<b>Other financial liabilities, non-current</b>	<b>2,724,736</b>	<b>5,100,453</b>	<b>2,970,137</b>	<b>5,462,348</b>
US dollars	1,965,315	3,217,071	2,232,634	3,206,361
Euros	251,964	190,869	248,138	250,346
Other currencies	73,493	542,596	289,915	446,220
Non-indexed Chilean peso	98,634	52,788	24,372	93,998
UF	335,330	1,097,129	175,078	1,465,423
<b>Bank loans</b>	<b>1,044,046</b>	<b>1,099,564</b>	<b>1,428,712</b>	<b>1,054,726</b>
US dollars	619,955	366,099	866,287	358,160
Euros	251,964	190,869	248,138	250,346
Other currencies	73,493	542,596	289,915	446,220
Non-indexed Chilean peso	98,634	0	24,372	0
UF	0	0	0	0
<b>Bank overdraft</b>	<b>0</b>	<b>0</b>	<b>0</b>	<b>0</b>
US dollars	0	0	0	0
Euros	0	0	0	0
Other currencies	0	0	0	0
Non-indexed Chilean peso	0	0	0	0
UF	0	0	0	0
<b>Other loans</b>	<b>1,680,690</b>	<b>4,000,889</b>	<b>1,541,425</b>	<b>4,407,622</b>
US dollars	1,345,360	2,850,972	1,366,347	2,848,201
Euros	0	0	0	0
Other currencies	0	0	0	0
Non-indexed Chilean peso	0	52,788	0	93,998
UF	335,330	1,097,129	175,078	1,465,423
<b>Finance leases</b>	<b>362,620</b>	<b>181,420</b>	<b>440,957</b>	<b>187,181</b>
US dollars	159,484	66,580	177,309	56,111
Euros	159	0	230	0
Other currencies	102,815	5,501	107,268	8,009
Non-indexed Chilean peso	84,753	100,033	134,750	114,312
UF	15,409	9,306	21,400	8,749
<b>Other liabilities, non-current</b>	<b>1,221,527</b>	<b>1,191,796</b>	<b>939,597</b>	<b>1,272,226</b>
US dollars	564,197	671,723	212,579	646,031
Euros	0	0	0	0
Other currencies	365,637	14,307	363,579	21,631
Non-indexed Chilean peso	291,693	344,354	363,439	424,549
UF	0	161,412	0	180,015
<b>Total non-current liabilities</b>	<b>4,308,883</b>	<b>6,473,669</b>	<b>4,350,691</b>	<b>6,921,755</b>
US dollars	2,688,996	3,955,374	2,622,522	3,908,503
Euros	252,123	190,869	248,368	250,346
Other currencies	541,945	562,404	760,762	475,860
Non-indexed Chilean peso	475,080	497,175	522,561	632,859
UF	350,739	1,267,847	196,478	1,654,187



**NOTE 23. EQUITY**

## 1) Share capital

The Company's subscribed and paid capital as of December 31, 2021 was ThUS\$ 686,114 (ThUS\$ 686,114 as of December 31, 2020). Such capital is composed of 1,299,853,848 ordinary shares, all of the same value.

Movements in the number of common shares as of December 31, 2021 and 2020, are detailed as follows:

	Number of shares	Common Shares	Own shares	Total
Balance as of January 1, 2021	1,299,853,848	1,299,853,848	-	1,299,853,848
Capital increase	-	-	-	-
Acquisition of a dependent	-	-	-	-
Purchase of treasury shares	-	-	-	-
<b>Balance as of December 31, 2021</b>	<b>1,299,853,848</b>	<b>1,299,853,848</b>	<b>-</b>	<b>1,299,853,848</b>

	Number of shares	Common Shares	Own shares	Total
Balance as of January 1, 2020	1,299,853,848	1,299,853,848	-	1,299,853,848
Capital increase	-	-	-	-
Acquisition of a dependent	-	-	-	-
Purchase of treasury shares	-	-	-	-
<b>Balance as of December 31, 2020</b>	<b>1,299,853,848</b>	<b>1,299,853,848</b>	<b>-</b>	<b>1,299,853,848</b>

There were no capital increases as of December 31, 2021 and 2020.

## 2) Reserves

Other reserves as of December 31, 2021 and 2020 were as follows:

	12.31.2021 ThUS\$	12.31.2020 ThUS\$
Legal reserves	3	3
Assets held for sale reserves	218	218
Translation reserves	(2,187,535)	(1,939,097)
Defined benefit plan reserves	(114,225)	(33,139)
Hedge reserves	(103,830)	(50,976)
Other miscellaneous reserves	517,998	492,923
<b>Total Reserves</b>	<b>(1,887,371)</b>	<b>(1,530,068)</b>

Movements in reserves for the periods indicated are the following:

	Legal reserves	Assets held for sale reserves	Translation reserves	Defined benefit plan reserves	Hedge reserves	Other miscellaneous reserves	Total Reserves
Opening balance 01.01.2021	3	218	(1,939,097)	(33,139)	(50,976)	492,923	(1,530,068)
Effect on comprehensive income	0	0	(249,609)	(81,086)	(52,854)	(10,314)	(393,863)
No effect on comprehensive income	0	0	1,171	0	0	35,389	36,560
<b>Closing balance 12.31.2021</b>	<b>3</b>	<b>218</b>	<b>(2,187,535)</b>	<b>(114,225)</b>	<b>(103,830)</b>	<b>517,998</b>	<b>(1,887,371)</b>

	Legal reserves	Assets held for sale reserves	Translation reserves	Defined benefit plan reserves	Hedge reserves	Other miscellaneous reserves	Total Reserves
Opening balance 01.01.2020	3	218	(1,759,090)	(34,666)	12,715	478,587	(1,302,233)
Effect on comprehensive income	0	0	(180,007)	1,527	(63,691)	14,336	(227,835)
No effect on comprehensive income	0	0	0	0	0	0	0
<b>Closing balance 12.31.2020</b>	<b>3</b>	<b>218</b>	<b>(1,939,097)</b>	<b>(33,139)</b>	<b>(50,976)</b>	<b>492,923</b>	<b>(1,530,068)</b>

### 3) Other comprehensive income

The Parent Company includes under this heading all movements in conversion adjustments on foreign investments, adjustments to financial instruments, any other adjustments and those of its subsidiaries. The amounts are shown in the consolidated statement of changes in equity.

### 4) Retained earnings (accumulated losses)

Movements in retained earnings during the years ended December 31, 2021 and 2020 were as follows:

	12.31.2021 ThUS\$	12.31.2020 ThUS\$
Opening balance	11,423,726	11,283,478
Net income for the year	1,780,950	190,653
Interim dividends	(926,969)	(44,632)
Other items	(75,956)	(5,773)
<b>Closing balance</b>	<b>12,201,751</b>	<b>11,423,726</b>



## 5) Non-controlling interests

Non-controlling interests as of December 31, 2021 and 2020 were as follows:

Chilean ID Number	Company	% non-controlling interest	Non-controlling interests		Non-controlling interests	
			Equity 12.31.2021 ThUS\$	Net Income 12.31.2021 ThUS\$	Equity 12.31.2020 ThUS\$	Net Income 12.31.2020 ThUS\$
	- Organización Terpel S.A.	41.49%	283,733	40,077	258,824	(6,320)
	- Nortasantandereana de Gas S.A.E.S.P	49.00%	53,792	8,078	69,449	10,378
96,929,960-7	Orizon S.A.	33.20%	41,873	2,229	39,304	1,273
91,123,000-3	Pesquera Iquique - Guanaye S.A.	17.73%	31,647	1,691	29,540	(512)
	- Arauco Forestal Arapoti S.A.	20.00%	0	1,315	16,799	(419)
78,049,140-K	Forestal Los Lagos S.A.	20.00%	0	(20)	6,926	(697)
93,838,000-7	Forestal Cholguan S.A.	1.48%	5,833	568	5,523	554
91,806,000-6	Abastible S.A.	0.80%	3,059	980	3,717	609
93,458,000-1	Celulosa Arauco y Constitución S.A.	0.02%	7	1	1,621	6
76,172,285-9	FluxSolar SpA	20.00%	(403)	(471)	20	(232)
96,668,110-1	Compañía Latinoamericana Petrolera S.A.	40.00%	191	7	220	(9)
93,838,000-7	Solgas S.A.	0.14%	69	2	67	(2)
96,657,900-5	Consorcio Protección Fitosanitaria Forestal S.A.	42.86%	147	(15)	189	(3)
76,268,260-5	Muelle Pesquero María Isabel Ltda.	32.00%	149	(18)	168	(6)
	- Arauco Argentina S.A.	0.02%	110	(2)	112	(2)
76,208,888-6	EMOAC SpA	20.00%	592	240	583	154
	- Lutexsa Industrial Comercial Cía. Ltda.	0.01%	24	3	10	0
	- ODD Industries SpA.	13.38%	257	(1,118)	0	0
81,095,400-0	Sociedad Nacional de Oleoductos S.A.	47.20%	40,085	14,345	47,626	10,561
<b>Total</b>			<b>461,165</b>	<b>67,892</b>	<b>480,698</b>	<b>15,333</b>

## 6) Net Distributable Income

The Board of Directors of Empresas Copec S.A. agreed to establish as a general policy that the net income eligible for distribution as dividends shall be based on earned income, subtracting any significant variations in the value of unrealized assets and liabilities, which shall be included when those assets and liabilities are recovered or settled.

Therefore, the Company's net distributable income to calculate mandatory minimum and additional dividends excludes the following unrealized income for the period:

a) Income related to the recording at fair value of forestry assets regulated by IAS 41; such income is reintegrated into net income when these assets are recovered. For this purpose, the portion of such increases in fair value are recovered when such assets are sold or disposed of by some other means.

b) Income from the acquisition of entities. These results will be reintegrated into net income upon recovery. For this purpose, this is when income is generated by the entities following their acquisition, or when these entities are sold.

The effects of deferred taxes associated with the items mentioned in points a) and b) will follow the same accounting procedure as the originating item.

	12.31.2021 ThUS\$	12.31.2020 ThUS\$
<b>Net income attributable to the parent company</b>	<b>1,780,950</b>	<b>190,653</b>
Adjustments:		
<b>Gain on the sale of assets</b>	<b>(272,969)</b>	<b>0</b>
Biological assets		
Unrealized	(79,451)	(183,887)
Realized	249,439	208,018
Deferred taxes	(42,970)	(4,683)
<b>Biological assets (net)</b>	<b>127,018</b>	<b>19,448</b>
<b>Gain on incorporating joint venture</b>	<b>0</b>	<b>0</b>
<b>Net gain on advantageous purchase</b>	<b>0</b>	<b>0</b>
<b>Total adjustments</b>	<b>(145,951)</b>	<b>19,448</b>
<b>Net Distributable Income</b>	<b>1,634,999</b>	<b>210,101</b>

The Board meeting held on March 26, 2020 approved an amendment to the Company's dividend policy by lowering the percentage of annual net distributable income that can be distributed as dividends from 40% to 30%. It also allowed for a potential interim dividend at the end of the year.

On November 26, 2020, the Company's Board of Directors agreed not to distribute an interim dividend out of net distributable income for the year.

On November 26, 2020, the Company's Board of Directors agreed not to distribute an interim dividend out of net distributable income for the year.

Annual General Shareholders' Meeting 85 was held on April 21, 2021. It ratified the dividend policy and approved a final dividend of US\$ 0.0485 per share, which will be paid on May 13, 2021.

A Board of Directors' meeting held on September 30, 2021 agreed to amend the Company's dividend policy, which was to distribute not less than 30% of net distributable income each year, and to approve the distribution of interim dividends payable from net income for this year.

These agreements are based on significant improvements in the Company's results, as reflected in the latest financial statements, and the extraordinary financial gain recognized by the Company during the third quarter as a result of sales of forestry land and shares in Gasmar S.A. by the subsidiaries Arauco and Abastible.

The agreements are:

- Distribute a first interim dividend payable in cash on October 27, 2021 of US\$ 0.21 per share, equivalent to all of the extraordinary gain from the aforementioned asset sales.
- Amend the dividend policy by increasing the percentage of net distributable income to be distributed from 30% to 40%. The extraordinary gain and the aforementioned interim dividend for 2021 will not be included in the 40% distribution.



- Distribute a second interim dividend payable in cash on November 9 of US\$ 0.33 per share from net income for 2021, which will be attributable to the 40% distribution described in the previous point.

As of December 31, 2021, the minimum dividend provision for 2021 was ThUS\$ 225,036 (ThUS\$ 63,031 as of December 31, 2020) and was presented in the consolidated statement of classified financial position under "Other non-financial liabilities, current".

Earnings per share are calculated by dividing income attributable to the Company's shareholders by the weighted average number of common shares in circulation. The Company does not have diluted shares.

<b>Earnings (losses) per share</b>	<b>12.31.2021</b> ThUS\$	<b>12.31.2020</b> ThUS\$
Earnings (loss) attributable to owners of the parent company	1,780,950	190,653
Weighted average number of shares	1,299,853,848	1,299,853,848
Earnings (loss) per share (US\$ per share)	1.370116	0.146673

#### **Rights, Privileges and Restrictions on Common Share Capital:**

As at December 31, 2021 and 2020, there were no rights, privileges nor restrictions.

#### **NOTE 24. OPERATING REVENUE**

Operating revenue is as follows:

	<b>12.31.2021</b> ThUS\$	<b>12.31.2020</b> ThUS\$
Goods sold	24,253,410	17,630,470
Services provided	533,204	428,744
<b>Total</b>	<b>24,786,614</b>	<b>18,059,214</b>

**NOTE 25. EXPENDITURE BY FUNCTION:**

Expenditure and income by function for Empresas Copec S.A. as of December 31, 2021 and 2020 is detailed as follows:

Description	For year ended	For year ended
	12.31.2021	12.31.2020
	ThUS\$	ThUS\$
Cost of sales	(20,090,908)	(15,237,934)
Distribution costs	(1,288,334)	(1,229,083)
Administrative expenses	(1,117,098)	(950,946)
Other expenses, by function	(245,660)	(232,126)
Other income, by function	165,842	322,347
Other gains (losses)*	298,448	(4,114)

\* This is the gain on sale of forestry properties in 2021 for ThUS\$ 229,866 and sale of interests in Gasmar and Forestal Los Lagos for ThUS\$ 102,708 and ThUS\$ 20,381, respectively, which is offset by the loss on sale of the interest in Laguna Blanca for ThUS\$ 50,590 and other losses for ThUS\$ 3,917.

Cost of sales are as follows:

Description	For year ended	For year ended
	12.31.2021	12.31.2020
	ThUS\$	ThUS\$
Direct production costs	17,987,594	13,379,567
Depreciation	624,713	673,396
Remuneration costs	407,009	384,386
Maintenance costs	261,143	225,691
Other production costs	753,870	526,930
Amortization	56,579	47,964
<b>Total cost of sales</b>	<b>20,090,908</b>	<b>15,237,934</b>

Distribution costs are as follows:

Description	For year ended	For year ended
	12.31.2021	12.31.2020
	ThUS\$	ThUS\$
Transport of goods cost	772,354	620,272
Remuneration	116,919	105,158
Insurance and basic service costs	36,480	41,045
Marketing and promotion costs	139,322	174,977
Consultancy and professional service costs	23,503	22,863
Maintenance and repair costs	34,493	45,540
Other distribution costs	70,637	132,126
Lease costs	35,422	30,821
Depreciation	44,139	38,476
Unrecoverable taxes	8,030	12,040
Amortization	7,035	5,765
<b>Total Distribution Costs</b>	<b>1,288,334</b>	<b>1,229,083</b>

Administration expenses are as follows:

Description	For year ended 12.31.2021 ThUS\$	For year ended 12.31.2020 ThUS\$
Remuneration	520,575	437,711
Marketing and promotional expenses	24,036	16,125
Maintenance expenses	53,302	32,873
Insurance and basic service expenses	113,916	61,151
Consultancy and professional service expenses	100,458	94,709
Depreciation	45,868	48,568
Amortization	22,642	43,782
Subscriptions, property and municipal taxes	26,869	22,351
Computational services	51,990	44,853
Unrecoverable taxes	11,335	9,947
Donations	10,070	15,785
Lease expenses	7,138	7,036
Other administrative expenses	128,899	116,055
<b>Total Administration and Sales Expenses</b>	<b>1,117,098</b>	<b>950,946</b>

Other expenses by function are as follows:

Description	For year ended 12.31.2021 ThUS\$	For year ended 12.31.2020 ThUS\$
Unrecoverable tax expense	30,361	28,245
Plant closure expenses	23,797	39,336
Other expenses, by function	36,019	28,385
Consultancy and professional service expenses	11,369	8,911
Derecognition and write-off of property, plant and equipment	79,389	78,009
Employee termination costs	20,663	15,791
Accident expenses	2,499	6,994
Fines and sanctions	850	2,246
Donations	2,580	2,679
Forestry incidents	38,133	21,530
<b>Total Other Expenses by Function</b>	<b>245,660</b>	<b>232,126</b>

Other income by function is as follows:

Description	For year ended 12.31.2021 ThUS\$	For year ended 12.31.2020 ThUS\$
Dividends on investments in other companies	14,169	9,207
Tax indexation, prepaid tax, tax credits	1,128	918
Reimbursement of costs and expenses	7,158	27,753
Fair value of biological assets	81,986	182,950
Income from export promotion	1,608	951
Easements	308	14,020
Gain on sales of property, plant and equipment	20,151	31,174
Income from compensation claims	1,961	4,002
Real estate leases	3,083	3,103
Sale of fishing rights	470	529
Gain on business combination	0	7,508
Others	33,820	40,232
<b>Total income, by function</b>	<b>165,842</b>	<b>322,347</b>

Finally, depreciation and amortization for these years are as follows:

Description	For year ended 12.31.2021 ThUS\$	For year ended 12.31.2020 ThUS\$
Depreciation	714,720	760,440
Amortization	86,256	97,511
<b>Total</b>	<b>800,976</b>	<b>857,951</b>



**NOTE 26. FINANCIAL INCOME AND COSTS**

Financial costs are as follows:

	12.31.2021	12.31.2020
	ThUS\$	ThUS\$
Interest and indexation on bank loans	(89,976)	(97,633)
Financial cost of employee obligations	(3,000)	(3,288)
Other financial costs	(41,875)	(33,296)
Bond interest and issue expenses	(181,786)	(232,396)
Financial expenses on right-of-use assets	(23,299)	(25,811)
Interest on leasing liabilities	(20,384)	(19,775)
Financial cost of remediation provision	(815)	(450)
<b>Total financial costs</b>	<b>(361,135)</b>	<b>(412,649)</b>

Financial income is as follows:

	12.31.2021	12.31.2020
	ThUS\$	ThUS\$
Interest income on financial instruments	25,913	8,166
Interest on loans and receivables	25,523	27,052
Other income	3,172	12,756
<b>Total financial income</b>	<b>54,608</b>	<b>47,974</b>

**NOTE 27. EXCHANGE DIFFERENCES**

The effect of exchange differences is as follows:

	12.31.2021	12.31.2020
	ThUS\$	ThUS\$
<b>Exchange differences on assets</b>		
Cash equivalents	16,358	9,267
Mutual Fund investments, term deposits and covenants	(30,257)	(13,985)
Trade and other receivables	(26,870)	7,730
Tax receivables	(17,014)	4,728
Related company receivables	(24,132)	11,423
Other financial assets	7,499	1,548
Other assets	(13,592)	(16,372)
<b>Total</b>	<b>(88,008)</b>	<b>4,339</b>
<b>Exchange differences on liabilities</b>		
Trade and other payables	53,859	(11,341)
Related company payables	22,645	(8,748)
Loans from financial institutions (includes bonds)	(781)	(1,610)
Dividends payable	(3,379)	(1,192)
Other financial liabilities	(1,547)	(2,996)
Other liabilities	23,341	(4,604)
<b>Total</b>	<b>94,138</b>	<b>(30,491)</b>
<b>Total</b>	<b>6,130</b>	<b>(26,152)</b>

**NOTE 28. ASSET IMPAIRMENT**

During 2021, the impairment associated with property, plant and equipment and described in Note 13 was ThUS\$ 18,917 and ThUS\$ 7,159 for impairment of Line 1 at the Arauco Plant and obsolescence of the subsidiary's individual assets, offset by ThUS\$ 10,074 for the reversal of impairment at US plants.

During 2020, impairment associated with property, plant and equipment described in Note 13 of ThUS\$ 46,577 was impairment of Line 1 at the Arauco Plant, ThUS\$ 15,570 for US plants and ThUS\$ 1,094 for other assets in Chile, offset by ThUS\$ 4,373 as the reversal of impairment of US plants and ThUS\$ 73 as the reversal of impairment of other assets in Chile.

**Asset impairment details for the subsidiary Celulosa Arauco y Constitución S.A.**

As of December 31, 2020, an impairment provision of ThUS\$ 14,918 was recognized for timber plants in the USA, as a result of market conditions in the USA, a drop in prices, and impairment tests on these CGUs. A discount rate of between 8% and 9% was used in these calculations. Provisions associated with assets sold and recovered totaling ThUS\$ 11,057 were reversed during 2021.

An increase of ThUS\$ 18,917 as of December 31, 2021 has been recorded in the CGU impairment provision for the assets of Line 1 of the Arauco Plant (ThUS\$ 46,577 as of December 31, 2020), due to the Arauco Plant Modernization and Expansion project ("MAP"). Line 1 of the Arauco Plant was closed in January 2022 and MAPA is expected to start in the near future.

Both of these impairment losses are presented in the consolidated statement of net income under "Other Expenditure by Function". The main effects on the total impairment provision at the Arauco CGU are shown in the following table:

Movement in CGU impairment provision	12.31.2021 ThUS\$	12.31.2020 ThUS\$
<b>Opening balance</b>	<b>218,764</b>	<b>180,209</b>
Increase in impairment	21,274	62,701
Impairment reversal	(21,858)	(6,171)
Increase (decrease) in foreign currency translation	(4,138)	(17,975)
<b>Closing balance</b>	<b>214,042</b>	<b>218,764</b>

As of December 31, 2021 and 2020 there are impairment provisions for property, plant and equipment as a result of obsolescence at the subsidiary Arauco.

#### Disclosure of asset impairment

Principal asset classes affected by impairment losses and reversals Principal facts and circumstances that led to impairment losses and reversals	Machinery and equipment Technical obsolescence and claims	
Movement in impairment provision	12.31.2021 ThUS\$	12.31.2020 ThUS\$
<b>Opening balance</b>	<b>8,088</b>	<b>8,135</b>
Increase in impairment	5,650	1,262
Impairment reversal	(2,111)	(1,204)
Increase (decrease) in foreign currency translation	173	(105)
<b>Closing balance</b>	<b>11,800</b>	<b>8,088</b>



## NOTE 29. ENVIRONMENT

Sustainability at Empresas Copec S.A. and its subsidiaries requires a management strategy that incorporates values, commitments and standards, together with the adoption of the best practices and technologies available in the industry, to secure constant improvements in the company's environmental management. The Environment department has specialists in each business area, and ensures that these guidelines are put into practice every day.

All the production units at the subsidiary Arauco have certified environmental management systems that reinforce its commitment to environmental performance and ensure the traceability of raw materials.

The subsidiary Arauco uses various inputs, such as timber, chemicals, water, etc., in its production processes, which in turn generate liquid and gaseous emissions. Significant advances have been made in reducing consumption and emissions, in order to improve the company's operating efficiency.

Environmental investments relating to atmospheric emission control, processes improvements, water management, waste management and sewage treatments have been undertaken, in order to improve environmental performance within business units of the subsidiary Arauco.

These investments are reflected in Arauco's consolidated financial statements in property, plant and equipment when they relate to disbursements for major works and are reflected in the expenditure when they relate to improvements or disbursements not directly connected with investment projects.

The subsidiary Abastible S.A. has continued to make investments this year that mitigate the impact on the environment, with regard to the Maritime Terminal located in the Biobio Region. These investments are referred to within the environmental appraisal report on the project.

The indirect subsidiary Orizon S.A. has invested in its production facilities, with the aim of recovering solids, avoiding unscheduled stoppages in productive processes, reducing thermal energy leakage, increasing the overall system efficiency, and ensuring compliance with environmental regulations. Similarly, improvements to the unloading and storage of raw materials systems increased the storage capacity in temperature controlled conditions so avoiding raw material deterioration, improved raw material unloading time, and ensured that rails complied with environmental commitments.

Expenditures incurred and committed during the period relating to environmental protection are detailed below:

## Forestry Sector

Company	12.31.2021	Disbursements in 2021			Committed Future Disbursements		
	Project Name	Project Status	Value ThUS\$	Asset/Expense	Asset/Expense Category	Value ThUS\$	Estimated Date
Celulosa Arauco y Constitución S.A.	Managing the implementation of environmental improvements	In progress	19,802	Asset	Property, plant and equipment	14,049	2021
Celulosa Arauco y Constitución S.A.	Managing the implementation of environmental improvements	Finished	248	Asset	Property, plant and equipment	14	-
Celulosa Arauco y Constitución S.A.	Investment projects for the control and management of gases produced in industrial processes	In progress	410	Asset	Property, plant and equipment	5,244	2021
Celulosa Arauco y Constitución S.A.	Managing the implementation of environmental improvements	In progress	11,860	Expense	Operational costs	0	2021
Celulosa Arauco y Constitución S.A.	Expansion of solid industrial waste landfill sites to manage future demand	In progress	10,367	Expense	Operational costs	0	2021
Arauco Argentina S.A.	Investment projects to control hazardous liquids and optimize the energy required for water in industrial plants	In progress	921	Asset	Property, plant and equipment	581	2021
Arauco Argentina S.A.	Expansion of solid industrial waste landfill sites to manage future demand	In progress	1,856	Asset	Property, plant and equipment	590	2021
Maderas Arauco S.A.	Investment projects to control hazardous liquids and optimize the energy required for water in industrial plants	In progress	585	Expense	Operational costs	0	2021
Maderas Arauco S.A.	Investment projects to control hazardous liquids and optimize the energy required for water in industrial plants	In progress	423	Asset	Property, plant and equipment	66	2021
Maderas Arauco S.A.	Investment projects to control hazardous liquids and optimize the energy required for water in industrial plants	In progress	618	Asset	Property, plant and equipment	6	2021
Forestal Arauco S.A.	Managing the implementation of environmental improvements	In progress	1,280	Expense	Administrative expenses	504	2021
Celulosa y Energía Punta Pereira S.A.	Investment projects for the control and management of gases produced in industrial processes	Finished	449	Asset	Property, plant and equipment	16	-
Celulosa y Energía Punta Pereira S.A.	Investment projects to control hazardous liquids and optimize the energy required for water in industrial plants	Finished	3,917	Asset	Property, plant and equipment	10	-
Celulosa y Energía Punta Pereira S.A.	Expansion of solid industrial waste landfill sites to manage future demand	Finished	1,096	Asset	Property, plant and equipment	261	-
Arauco North America, Inc	Investment projects for the control and management of gases produced in industrial processes	Finished	997	Asset	Property, plant and equipment	0	-
Arauco North America, Inc	Investment projects to control hazardous liquids and optimize the energy required for water in industrial plants	Finished	205	Asset	Property, plant and equipment	0	-
Arauco North America, Inc	Managing the implementation of environmental improvements	Finished	222	Asset	Property, plant and equipment	0	-
<b>Total</b>			<b>55,256</b>			<b>21,341</b>	

Company	12.31.2020	Disbursements in 2020			Committed Future Disbursements		
	Project Name	Project Status	Value ThUS\$	Asset/Expense	Asset/Expense Category	Value ThUS\$	Estimated Date
Celulosa Arauco y Constitución S.A.	Investment projects for the control and management of gases produced in industrial processes	In progress	633	Expense	Administrative expenses	979	2021
Celulosa Arauco y Constitución S.A.	Investment projects for the control and management of gases produced in industrial processes	In progress	2,443	Asset	Property, plant and equipment	9,660	
Celulosa Arauco y Constitución S.A.	Managing the implementation of environmental improvements	In progress	25,947	Asset	Property, plant and equipment	27,215	
Celulosa Arauco y Constitución S.A.	Managing the implementation of environmental improvements	Finished	1,750	Expense	Property, plant and equipment	0	
Celulosa Arauco y Constitución S.A.	Managing the implementation of environmental improvements	In progress	10,693	Expense	Operational costs	0	
Celulosa Arauco y Constitución S.A.	Expansion of solid industrial waste landfill sites to manage future demand	In progress	11,786	Expense	Operational costs	0	0
Arauco Argentina S.A.	Construction of outlets	In progress	0	Asset	Property, plant and equipment	697	2021
Arauco Argentina S.A.	Expansion of solid industrial waste landfill sites to manage future demand	In progress	702	Asset	Property, plant and equipment	10,368	
Arauco Argentina S.A.	Investment projects to control hazardous liquids and optimize the energy required for water in industrial plants	In progress	125	Asset	Property, plant and equipment	560	
Arauco Argentina S.A.	Investment projects for the control and management of gases produced in industrial processes	In progress	1,453	Asset	Property, plant and equipment	2,147	
Maderas Arauco S.A.	Expansion of solid industrial waste landfill sites to manage future demand	In progress	178	Expense	Operational costs	0	
Maderas Arauco S.A.	Investment projects to control hazardous liquids and optimize the energy required for water in industrial plants	In progress	464	Expense	Operational costs	0	0
Maderas Arauco S.A.	Investment projects to control hazardous liquids and optimize the energy required for water in industrial plants	In progress	230	Asset	Property, plant and equipment	435	
Celulosa y Energía Punta Pereira S.A.	Investment projects to control hazardous liquids and optimize the energy required for water in industrial plants	In progress	1,983	Asset	Property, plant and equipment	836	
Celulosa y Energía Punta Pereira S.A.	Expansion of solid industrial waste landfill sites to manage future demand	Finished	547	Asset	Property, plant and equipment	0	
Celulosa y Energía Punta Pereira S.A.	Investment projects to control hazardous liquids and optimize the energy required for water in industrial plants	Finished	667	Expense	Administrative expenses	0	
Celulosa y Energía Punta Pereira S.A.	Investment projects to control hazardous liquids and optimize the energy required for water in industrial plants	Finished	221	Asset	Property, plant and equipment	0	0
Forestal Arauco S.A. (formerly Forestal Celco S.A.):	Managing the implementation of environmental improvements	In progress	324	Expense	Administrative expenses	105	2021
Forestal Los Lagos S.A.	Managing the implementation of environmental improvements	In progress	179	Expense	Operational costs	69	
Arauco North America, Inc.	Managing the implementation of environmental improvements	In progress	784	Asset	Property, plant and equipment	0	
Arauco North America, Inc.	Managing the implementation of environmental improvements	Finished	628	Asset	Property, plant and equipment	0	
Arauco Industria de México, S.A. de C.V.	Investment projects to control hazardous liquids and optimize the energy required for water in industrial plants	Finished	223	Expense	Operational costs	0	
<b>Total</b>			<b>61,960</b>			<b>53,071</b>	

Fuel Sector

Company	12.31.2021	Disbursements in 2021				Committed Future Disbursements	
	Project Name	Project Status	Value ThUS\$	Asset/Expense	Asset/Expense Category	Value ThUS\$	Estimated Date
Compañía de Petróleos de Chile Copec S.A.	Fire protection system	Current	2,494	Asset	Work in Progress	961	2021
Compañía de Petróleos de Chile Copec S.A.	Waste disposal	Current	121	Expense	Administrative expenses	0	2021
Compañía de Petróleos de Chile Copec S.A.	Wastewater treatment and environmental assessment	Current	2	Expense	Administrative expenses	0	0
Compañía de Petróleos de Chile Copec S.A.	Environmental protection	Current	27	Expense	Administrative expenses	0	0
Compañía de Petróleos de Chile Copec S.A.	Treatment plants for effluents and sewage	Current	293	Asset	Work in Progress	192	2021
Compañía de Petróleos de Chile Copec S.A.	Environmental evacuation	Current	35	Expense	Administrative expenses	0	0
Compañía de Petróleos de Chile Copec S.A.	Waste storage	Current	57	Asset	Work in Progress	0	2021
Via Limpia SpA.	Disposal of oil, filters, batteries and other waste	Current	6	Expense	Operating costs	0	0
Mapco Express, Inc.	Contamination from leaking tanks	In progress	246	Expense	Administrative expenses	0	0
Organización Terpel	Treatment plants for effluents and sewage	Current	115	Asset	Finished	136	2021
Organización Terpel	Repair of roads and ditches	Current	136	Asset	Finished	187	2021
Organización Terpel	Overflow alarms	Current	0	Asset	Work in Progress	4	2021
Organización Terpel	Fire protection system	Current	832	Asset	Finished	487	2021
Organización Terpel	Improvements in pavements, perimeter fences, treatment systems	Current	2,018	Expense	Administrative expenses	0	0
Organización Terpel	Environmental evacuation	In progress	461	Expense	Administrative expenses	0	0
Organización Terpel	Waste removal (final disposal)	In progress	404	Expense	Administrative expenses	0	0
Organización Terpel	Wastewater treatment (system maintenance)	In progress	284	Expense	Administrative expenses	0	0
Abastible S.A.	Managing the implementation of environmental improvements	In progress	43	Investment	Asset	43	2021
Abastible S.A.	Environmental management	In progress	28	Expense	Expense	24	2021
Sonacol S.A.	Improvement of the cathodic protection system of the CC-M pipelines in the Marga Marga section	In progress	629	Asset	Work in Progress	0	0
Sonacol S.A.	Improving internal post inspection and post integrity evaluation of San Fernando pipeline	In progress	790	Asset	Work in Progress	0	0
Sonacol S.A.	Improving pipeline post inspection CC-M-LPG	In progress	869	Asset	Work in Progress	0	0
Sonacol S.A.	Post inspection improvement and integrity assessment of MAAMB pipeline	In progress	452	Asset	Work in Progress	0	0
Sonacol S.A.	Internal post inspection improvement and post integrity evaluation of San Fernando pipeline	In progress	2,897	Asset	Work in Progress	0	0
<b>Total</b>			<b>13,239</b>			<b>2,034</b>	

Company	12.31.2020	Disbursements in 2020				Committed Future Disbursements	
	Project Name	Project Status	Value ThUS\$	Asset/Expense	Asset/Expense Category	Value ThUS\$	Estimated Date
Compañía de Petróleos de Chile Copec S.A.	Fire protection system	Current	2,399	Asset	Work in Progress	1,613	2021
Compañía de Petróleos de Chile Copec S.A.	Waste disposal	Current	38	Expense	Administrative expenses	0	0
Compañía de Petróleos de Chile Copec S.A.	Wastewater treatment and environmental assessment	Current	6	Expense	Administrative expenses	0	0
Compañía de Petróleos de Chile Copec S.A.	Foam supplies	Current	17	Asset	Work in Progress	0	0
Compañía de Petróleos de Chile Copec S.A.	Plant repairs	Current	33	Expense	Administrative expenses	0	0
Compañía de Petróleos de Chile Copec S.A.	Treatment plants for effluents and sewage	Current	483	Asset	Work in Progress	245	2021
Compañía de Petróleos de Chile Copec S.A.	Environmental evacuation	Current	41	Expense	Administrative expenses	0	0
Compañía de Petróleos de Chile Copec S.A.	Waste storage	Current	24	Asset	Work in Progress	5	2021
Via Limpia SpA.	Disposal of oil, filters, batteries and other waste	Current	5	Expense	Operating costs	0	0
Mapco Express, Inc.	Contamination from leaking tanks	In progress	139	Expense	Administrative expenses	0	0
Organización Terpel	Treatment plants for effluents and sewage	Current	96	Asset	Finished	75	2021
Organización Terpel	Sensors in airport tanks	Current	4	Asset	Work in Progress	0	0
Organización Terpel	Replacement of filling arms at plants	Current	32	Asset	Work in Progress	0	0
Organización Terpel	Fire protection system	Current	39	Asset	Work in Progress	61	2021
Organización Terpel	Foam supplies	Current	78	Asset	Work in Progress	29	2021
Organización Terpel	Jockey pump at plants	Current	3	Asset	Finished	0	0
Organización Terpel	Pavement repairs at plants and airports	Current	51	Asset	Work in Progress	81	2021
Organización Terpel	Improvements in pavements, perimeter fences, treatment systems	Current	708	Asset	Work in Progress	0	0
Organización Terpel	Environmental evacuation	In progress	414	Expense	Administrative expenses	0	0
Organización Terpel	Waste disposal	In progress	223	Expense	Administrative expenses	0	0
Organización Terpel	Sewage treatment plant	In progress	169	Expense	Administrative expenses	0	0
Abastible S.A.	Managing the implementation of environmental improvements	In progress	42	Investment	Asset	42	2021
Abastible S.A.	Environmental management	In progress	28	Expense	Expense	23	2021
Sonacol S.A.	Improvement of cathodic protection system	In progress	840	Asset	Work in Progress	0	0
Sonacol S.A.	Improving and deepening SF-M pipelines in agricultural areas	In progress	2,038	Asset	Work in Progress	0	0
Sonacol S.A.	Improving pipeline post inspection CC-M-LPG	Finished	777	Asset	Work in Progress	0	0
Sonacol S.A.	Internal post inspection improvement and post integrity evaluation of San Fernando pipeline	In progress	675	Asset	Deferred charges	0	0
<b>Total</b>			<b>9,402</b>			<b>2,174</b>	



**Fishing Sector**

Company	12.31.2021		Disbursements in 2021			Committed Future Disbursements	
	Project Name	Project Status	Value ThUS\$	Asset/Expense	Asset/Expense Category	Value ThUS\$	Estimated Date
Pesquera Iquique-Guanaye S.A.	Unloading improvements for independent fishermen	In progress	25	Asset	Property, plant and equipment	81	2021
<b>Total</b>			<b>25</b>			<b>81</b>	

Company	12.31.2020		Disbursements in 2020			Committed Future Disbursements	
	Project Name	Project Status	Value ThUS\$	Asset/Expense	Asset/Expense Category	Value ThUS\$	Estimated Date
Pesquera Iquique-Guanaye S.A.	Improvement of systems in plants	In progress	972	Asset	Property, plant and equipment	39	2021
Pesquera Iquique-Guanaye S.A.	Unloading improvements for independent fishermen	In progress	117	Asset	Property, plant and equipment	13	2021
<b>Total</b>			<b>1,089</b>			<b>52</b>	

## NOTE 30. OPERATING SEGMENTS

Operating segments have been defined in accordance with the manner in which senior management internally analyze segments in order to make operating decisions and to allocate resources. In addition, the availability of relevant financial information has also been considered when defining operating segments.

Segments have been defined according to the main direct subsidiaries: Celulosa Arauco y Constitución S.A., Copec S.A., Abastible S.A., Pesquera Iquique-Guanaye S.A. and Sociedad Nacional Oleoductos S.A. These companies together represent more than 90% of the sales, EBITDA, net income, and consolidated assets and liabilities.

- Celulosa Arauco y Constitución S.A.

Arauco has provided a wide variety of high quality and sustainable products for the paper, construction, packaging and furniture industries since 1979, in order to improve people's lives. It has established itself as one of the leading forestry companies in Latin America, in terms of area and plantation yields, kraft pulp manufacturing, and sawn timber and panel production.

Arauco's plantations and land cover 1.6 million hectares in Chile, Argentina, Brazil and Uruguay. It has modern industrial facilities that include 7 pulp mills, 5 in Chile, 1 in Argentina and 1 in Uruguay (50% owned by Arauco) with a total production capacity of 4 million tons. It has 8 sawmills, 7 in Chile and 1 in Argentina, which process 3.0 million m<sup>3</sup> of timber per year and 20 panel plants, 4 in Chile, 2 in Argentina, 4 in Brazil, 2 in Mexico and 8 in the United States and Canada, with a total production capacity of 7.6 million m<sup>3</sup>.

It has a joint venture called Sonae Arauco (Arauco has a 50% interest in its results), which manufactures and sells MDF, PB and OSB panels, and sawn timber. It has 2 panel plants and 1 sawmill in Spain; 2 panel plants and 1 resin plant in Portugal; 4 panel plants in Germany and 2 panel plants in South Africa, with a total productive capacity of 1.5 million m<sup>3</sup> of MDF, 2.4 million m<sup>3</sup> of PB, 460,000 m<sup>3</sup> of OSB and 70,000 m<sup>3</sup> of sawn timber.

Arauco has plants with a total production capacity of 4.3 million m<sup>3</sup> of MDF, 4.5 million m<sup>3</sup> of PB, 230,000 m<sup>3</sup> of OSB and 3.0 million m<sup>3</sup> of sawn timber, including 50% of Sonae Arauco.

As of December 31, 2021, Arauco's production totaled 3.6 million tons of cellulose and 9.7 million m<sup>3</sup> of sawn timber and panels.

Sales totaled US\$ 6,350 million, of which 44.1% was for pulp and 55.9% for sawn timber and panels.

37% of total sales was sold in the Chilean market and the rest abroad, primarily to Asia and the Americas.

- Copec S.A.

Copec S.A. is one of the country's most important sellers and distributors of fuel for domestic and industrial use. It was established in 1934 and the following year began selling gasoline. Over time it expanded its business and diversified its activities. Copec has 678 service stations throughout the country, forming the most extensive network

in Chile, which includes 91 Pronto convenience stores and 330 Punto stores. The company also manages an industrial channel that supplies nearly 4,000 customers, belonging to the most important segments of the Chilean economy. It manages the lubricant trademark Mobil and Esso for vehicles and machinery. This requires 14 fuel storage plants between Arica and the Chacabuco Port, with a total capacity of 384,000 m<sup>3</sup>.

Copec's physical sales in Chile totaled 10.6 million m<sup>3</sup> as of December 31, 2021, and its market share of the liquid fuels business was 58.5%.

It began to internationalize its fuels business following the takeover of the Colombian company Terpel in 2010, and now operates in five markets: Colombia, Ecuador, Panama, Peru and Mexico.

Organizacion Terpel has a network of 2,350 service stations and 1,960<sup>3</sup> of these are service stations for liquid fuels in Colombia its home country.

The Company also has 234<sup>3</sup> natural gas sales points for vehicles through its brand Gazel, which represents 46.3%<sup>3</sup> of this segment in Colombia.

It is the main wholesale distributor in Colombia with more than 4,970<sup>3</sup> customers in industry, transport and aviation. It has a 41.3% share of the diesel market, a 41.8% share of the gasoline market and a 80.4% share of the jet fuel market in the country.

- Abastible S.A.

Abastible S.A. was incorporated in 1956 to market liquefied petroleum gas for domestic, commercial and industrial use. Today this company has become a major player in the Chilean energy sector, basing its strategy on delivering a quality, safe and timely service to all customers. In 2011, Abastible S.A. started to internationalize through the acquisition of a 51% interest in Inversiones del Nordeste (now Nortasantandereana de Gas), a Colombian company. Abastible S.A. acquired a Liquefied Petroleum Gas (LPG) business in Peru and Ecuador from Repsol S.A. in April 2016, and became the third largest LPG supplier in Latin America. In June 2016, Abastible took operational control of Solgas S.A. and Solgas de la Amazonía in Peru. In October it took operational control of Duragas, in Ecuador.

The company operates throughout Chile from the northernmost city (Arica) to the southernmost (Magallanes) with a complete and modern infrastructure for its liquefied gas business. The Company has 10 storage and filling facilities, plus 7.9 million cylinders and 80,000 tanks, supported by a network of approximately 1,268 distributors and 26 sales offices in all the major cities of the country. Additionally, in the Biobio Region it has a port terminal for loading and unloading liquefied gas and liquid fuels and a plant with a capacity for storing 40,000 m<sup>3</sup> managed by the subsidiary Hualpén Gas S.A.

- Pesquera Iquique-Guanaye S.A.

Empresas Copec S.A. Invested in the Chilean commercial fishing sector in 1980 through Pesquera Guanaye Ltda., which many years later merged with Pesquera Iquique S.A. producing Pesquera Iquique-Guanaye Igemar as a result.

---

<sup>3</sup> Figures as of December 2021



Igemar operates in the north of Chile through its associates Corpesca S.A. and Inversiones Caleta Vitor S.A., while in the country's central-south region it operates with its subsidiary Orizon S.A.

These companies' products include fishmeal, which is mainly used as a raw material in food production for aquaculture and livestock, due to its high level of protein, Omega 3 fatty acids and favorable digestibility. Another of its products is fish oil, which is used extensively in aquaculture. However, in recent years, it has been gaining importance as a nutritional supplement in human nutrition and the pharmaceutical industry. Canned and frozen products, using mackerel as the main raw material, are produced for human consumption. Canned and frozen mussels are produced.

In an effort to expand its portfolio of products, the company entered the grocery market selling beans, rice and lentils under the brand San Jose, for the domestic market. In August 2018, the indirect subsidiary Orizon S.A. purchased two businesses from Sociedad Comercializadora Novaverde S.A. These distribute General Mills' products in Chile, and distribute and market processed avocado pears.

- During January 2019, Orizon S.A. signed a capital increase and supply agreement with St. Andrews Smoky Delicacies S.A. and Empresa Pesquera Apiao S.A. in order to consolidate its mitylid production and processing, and market it abroad.

The primary destinations for these products are local, Asian, African and European markets.

- Sociedad Nacional Oleoductos S.A.

Sonacol has served the energy industry in Chile since 1957, providing a permanent transport system to develop productive activities in the central area.

The company's revenues are from transporting fuels through a network of 465 km of its own pipe lines from Quintero to San Fernando, which transport 98% of the fuel for the Metropolitan Region. Additionally, the company has 9 pump stations, a delivery terminal and a dispatch center strategically located at its corporate headquarters.

Sonamar was dissolved on January 31, 2020.

The financial figures associated with these segments, as of December 31, 2021 and 2020 are as follows:

Segments 2021	Arauco ThUS\$	Copec ThUS\$	Abastible ThUS\$	Sonacol ThUS\$	Igemar ThUS\$	Others ThUS\$	Subtotal ThUS\$	Eliminations ThUS\$	Total ThUS\$
Operating revenues from external customers	6,349,761	16,760,772	1,391,244	46,302	238,334	201	24,786,614	0	24,786,614
Inter-segment operating revenues	0	97,837	11,728	28,823	284	1,190	139,862	(139,862)	0
Interest income	33,499	6,281	13,740	57	313	718	54,608	0	54,608
Interest expense	(219,982)	(104,256)	(14,676)	(2,624)	(7,373)	(12,224)	(361,135)	0	(361,135)
<b>Interest expense, net</b>	<b>(186,483)</b>	<b>(97,975)</b>	<b>(936)</b>	<b>(2,567)</b>	<b>(7,060)</b>	<b>(11,506)</b>	<b>(306,527)</b>	<b>0</b>	<b>(306,527)</b>
Operating income	1,408,015	702,103	106,708	47,277	43,175	(17,004)	2,290,274	0	2,290,274
Depreciation	474,217	178,290	52,171	0	9,568	474	714,720	0	714,720
Amortization	18,487	65,294	10,766	0	521	0	95,068	0	95,068
Fair value of timber harvested	342,701	0	0	0	0	0	342,701	0	342,701
<b>EBITDA</b>	<b>2,243,420</b>	<b>945,687</b>	<b>169,645</b>	<b>47,277</b>	<b>53,264</b>	<b>(16,530)</b>	<b>3,442,763</b>	<b>10,450</b>	<b>3,453,213</b>
<b>Income (loss) from the reporting segment</b>	<b>1,031,599</b>	<b>434,756</b>	<b>130,898</b>	<b>30,392</b>	<b>11,748</b>	<b>209,449</b>	<b>1,848,842</b>	<b>0</b>	<b>1,848,842</b>
Share in income (loss) of associates	31,386	2,450	712	0	741	183,907	219,196	0	219,196
Income tax expense	(402,914)	(188,082)	(66,767)	(11,550)	(3,723)	119,895	(553,141)	0	(553,141)
<b>Investments by segment</b>									
Additions to property, plant and equipment	1,316,803	228,133	81,423	12,898	22,598	9	1,661,864	0	1,661,864
Payments to acquire biological assets	218,918	0	0	0	0	0	218,918	0	218,918
Payments to acquire affiliates and associates	61,372	5,230	0	0	0	289,604	356,206	(200,000)	156,206
Acquisitions of intangible assets	6,994	22,325	1,885	0	0	0	31,204	0	31,204
Payments to acquire other investments	0	0	0	0	0	0	0	0	0
<b>Total investments</b>	<b>1,604,087</b>	<b>255,688</b>	<b>83,308</b>	<b>12,898</b>	<b>22,598</b>	<b>289,613</b>	<b>2,268,192</b>	<b>(200,000)</b>	<b>2,068,192</b>
<b>Operating revenue by country</b>									
Operating revenue from Chilean companies	2,870,750	8,677,797	662,094	46,302	238,334	201	12,495,478	0	12,495,478
Operating revenue from foreign companies	3,479,011	8,082,975	729,150	0	0	0	12,291,136	0	12,291,136
<b>Total operating revenue</b>	<b>6,349,761</b>	<b>16,760,772</b>	<b>1,391,244</b>	<b>46,302</b>	<b>238,334</b>	<b>201</b>	<b>24,786,614</b>	<b>0</b>	<b>24,786,614</b>
<b>Assets by segment</b>	<b>16,661,310</b>	<b>5,706,541</b>	<b>1,211,222</b>	<b>247,573</b>	<b>487,569</b>	<b>1,298,633</b>	<b>25,612,848</b>	<b>0</b>	<b>25,612,848</b>
Equity method investments	336,642	6,961	6,566	0	183,155	685,261	1,218,585	0	1,218,585
Segment liabilities	8,842,806	3,727,940	773,879	162,647	267,070	376,847	14,151,189	0	14,151,189
<b>Nationality of non-current assets</b>									
Chile	8,846,567	1,596,652	467,022	0	377,551	923,078	12,210,870	0	12,210,870
Foreign	3,895,418	1,879,216	463,895	0	0	0	6,238,529	0	6,238,529
<b>Total non-current assets</b>	<b>12,741,985</b>	<b>3,475,868</b>	<b>930,917</b>	<b>0</b>	<b>377,551</b>	<b>923,078</b>	<b>18,449,399</b>	<b>0</b>	<b>18,449,399</b>
<b>Cash flows by segment</b>									
Cash flow from (used by) operating activities	1,939,878	542,466	164,883	16,929	21,151	(20,626)	2,664,681	(838,117)	1,826,564
Cash flow from (used by) investing activities	(1,189,560)	(234,123)	38,194	(14,430)	(22,491)	639,334	(783,076)	(671,388)	(1,454,464)
Cash flow from (used by) financing activities	(769,459)	(438,588)	(165,156)	(1,345)	(3,539)	(829,828)	(2,207,915)	1,509,675	(698,240)
<b>Increase (decrease) in cash &amp; cash equivalents before effect of exchange rate variations</b>	<b>(19,141)</b>	<b>(130,245)</b>	<b>37,921</b>	<b>1,154</b>	<b>(4,879)</b>	<b>(211,120)</b>	<b>(326,310)</b>	<b>170</b>	<b>(326,140)</b>

Segments 2020	Arauco ThUS\$	Copec ThUS\$	Abastible ThUS\$	Sonacol ThUS\$	Igemar ThUS\$	Others ThUS\$	Subtotal ThUS\$	Eliminations	Total ThUS\$
Operating revenues from external customers	4,732,799	12,063,282	1,022,027	36,983	203,645	478	18,059,214	0	18,059,214
Inter-segment operating revenues	70	60,487	5,429	22,128	17	969	89,100	(89,100)	0
Interest income	29,449	7,347	1,926	20	377	8,855	47,974	0	47,974
Interest expense	(268,179)	(111,630)	(16,198)	(2,738)	(7,811)	(6,093)	(412,649)	0	(412,649)
<b>Interest expense, net</b>	<b>(238,730)</b>	<b>(104,283)</b>	<b>(14,272)</b>	<b>(2,718)</b>	<b>(7,434)</b>	<b>2,762</b>	<b>(364,675)</b>	<b>0</b>	<b>(364,675)</b>
Operating income	241,744	245,377	110,533	34,584	25,898	(16,885)	641,251	0	641,251
Depreciation	500,451	195,412	51,102	0	12,996	479	760,440	0	760,440
Amortization	15,561	70,916	10,488	0	544	2	97,511	0	97,511
Fair value of timber harvested	302,490	0	0	0	0	0	302,490	0	302,490
<b>EBITDA</b>	<b>1,060,246</b>	<b>511,705</b>	<b>172,123</b>	<b>34,584</b>	<b>39,438</b>	<b>(16,404)</b>	<b>1,801,692</b>	<b>0</b>	<b>1,801,692</b>
<b>Income (loss) from the reporting segment</b>	<b>25,305</b>	<b>107,370</b>	<b>86,725</b>	<b>22,374</b>	<b>(1,622)</b>	<b>(34,166)</b>	<b>205,986</b>	<b>0</b>	<b>205,986</b>
Share in income (loss) of associates	2,317	(4,294)	1,624	0	(4,979)	(19,901)	(25,233)	0	(25,233)
Income tax expense	(41,848)	(34,448)	(4,576)	(8,339)	(2,640)	1,812	(90,039)	0	(90,039)
<b>Investments by segment</b>									
Additions to property, plant and equipment	1,501,266	181,001	62,723	9,748	9,789	9	1,764,536	0	1,764,536
Acquisitions of other long-term assets	207,398	0	93	0	0	0	207,491	0	207,491
Payments to acquire affiliates and associates	19,433	16,160	1,662	0	0	345,185	382,440	(249,945)	132,495
Acquisitions of intangible assets	12,374	40,120	2,815	0	0	0	55,309	0	55,309
Payments to acquire other investments	0	0	0	0	0	0	0	0	0
<b>Total investments</b>	<b>1,740,471</b>	<b>237,281</b>	<b>67,293</b>	<b>9,748</b>	<b>9,789</b>	<b>345,194</b>	<b>2,409,776</b>	<b>(249,945)</b>	<b>2,159,831</b>
<b>Operating revenue by country</b>									
Operating revenue from Chilean companies	2,612,423	6,123,294	488,715	36,983	203,645	478	9,465,538	0	9,465,538
Operating revenue from foreign companies	2,120,376	5,939,988	533,312	0	0	0	8,593,676	0	8,593,676
<b>Total operating revenue</b>	<b>4,732,799</b>	<b>12,063,282</b>	<b>1,022,027</b>	<b>36,983</b>	<b>203,645</b>	<b>478</b>	<b>18,059,214</b>	<b>0</b>	<b>18,059,214</b>
<b>Assets by segment</b>	<b>16,028,319</b>	<b>5,758,523</b>	<b>1,307,733</b>	<b>290,031</b>	<b>479,640</b>	<b>1,310,195</b>	<b>25,174,441</b>	<b>0</b>	<b>25,174,441</b>
Equity method investments	316,939	5,360	7,248	0	183,517	557,345	1,070,409	0	1,070,409
Segment liabilities	8,612,684	3,885,527	772,183	189,129	273,573	380,875	14,113,971	0	14,113,971
<b>Nationality of non-current assets</b>									
Chile	8,407,898	1,730,519	528,885	0	377,519	794,731	11,839,552	0	11,839,552
Foreign	4,076,096	1,956,889	505,598	0	0	0	6,538,583	0	6,538,583
<b>Total non-current assets</b>	<b>12,483,994</b>	<b>3,687,408</b>	<b>1,034,483</b>	<b>0</b>	<b>377,519</b>	<b>794,731</b>	<b>18,378,135</b>	<b>0</b>	<b>18,378,135</b>
<b>Cash flows by segment</b>									
Cash flow from (used by) operating activities	1,142,144	667,025	179,178	15,364	38,616	(6,807)	2,035,520	(144,979)	1,890,541
Cash flow from (used by) investing activities	(1,678,855)	(223,018)	(66,736)	(10,610)	(9,285)	(327,957)	(2,316,461)	184,368	(2,132,093)
Cash flow from (used by) financing activities	56,204	(120,664)	(95,221)	(5,004)	(15,527)	371,357	191,145	(39,697)	151,448
<b>Increase (decrease) in cash &amp; cash equivalents before effect of exchange rate variations</b>	<b>(480,507)</b>	<b>323,343</b>	<b>17,221</b>	<b>(250)</b>	<b>13,804</b>	<b>36,593</b>	<b>(89,796)</b>	<b>(308)</b>	<b>(90,104)</b>



Revenue by country is as follows:

	12.31.2021 ThUS\$	12.31.2020 ThUS\$	12.31.2021 %	12.31.2020 %
<b>Operating revenue by country</b>				
Argentina	524,976	379,200	2.1%	2.1%
Brazil	630,440	414,622	2.5%	2.3%
Chile	12,495,478	9,465,538	50.4%	52.4%
Colombia	4,690,801	3,591,063	18.9%	19.9%
Panama	718,313	436,103	2.9%	2.4%
Dominican Republic	554,500	349,578	2.2%	1.9%
Ecuador	279,598	191,318	1.1%	1.1%
Mexico	455,525	315,594	1.8%	1.8%
Peru	382,452	261,610	1.5%	1.5%
Uruguay	489,384	364,794	2.0%	2.0%
USA/Canada	3,565,147	2,289,794	14.4%	12.7%
<b>Total</b>	<b>24,786,614</b>	<b>18,059,214</b>	<b>100.0%</b>	<b>100.0%</b>

Non-current assets by country are as follows:

	12.31.2021 ThUS\$	12.31.2020 ThUS\$	12.31.2021 %	12.31.2020 %
<b>Non-current assets</b>				
Argentina	688,698	741,337	3.7%	4.0%
Brazil	645,346	695,247	3.5%	3.8%
Chile	12,210,870	11,839,552	66.2%	64.5%
Colombia	811,106	907,667	4.4%	4.9%
Panama	260,206	264,465	1.4%	1.4%
Dominican Republic	2,663	2,999	0.0%	0.0%
Ecuador	80,880	75,462	0.4%	0.4%
USA	642,212	1,398,127	3.5%	7.6%
Mexico	126,896	138,275	0.7%	0.8%
Peru	521,616	577,926	2.8%	3.1%
Uruguay	1,698,320	1,725,736	9.2%	9.4%
Spain	12,037	11,342	0.1%	0.1%
USA/Canada	738,749	0	4.0%	0.0%
Cayman Islands	3,500	0	0.0%	0.0%
Australia	5,000	0	0.0%	0.0%
Israel	1,300	0	0.0%	0.0%
<b>Total</b>	<b>18,449,399</b>	<b>18,378,135</b>	<b>100.0%</b>	<b>100.0%</b>

**NOTE 31. BORROWING COSTS**

The Group capitalizes interest on current investment projects. Interest is calculated using the average rate on loans intended to finance such investment projects.

At the date these financial statements were issued, the subsidiary Arauco had capitalized financial interests associated with the Arauco Plant Modernization and Expansion (MAPA) project in Chile.

Capitalized interest for property, plant and equipment	January - December	
	2021 ThUS\$	2020 ThUS\$
Rate of capitalized interest for property, plant and equipment	4.71%	4.52%
Capitalized interest for property, plant and equipment	81,687	41,701

**NOTE 32. SUBSEQUENT EVENTS**

Between December 31, 2021 and the date these consolidated financial statements were issued, the following significant events were reported.

**1. At the subsidiary Sociedad Nacional de Oleoductos S.A.:****1.1. On January 3, 2022, the following was reported:**

"Pursuant to the provisions of Articles 9 and 10 of Law 18,045 of the Securities Market Law and General Rule 30 issued by this Commission, I am duly authorized to hereby inform you of the following material event:

As you are aware, on November 26, 2021, the Board of Directors of Sociedad Nacional de Oleoductos S.A. (hereinafter, the "Company") agreed to call an Extraordinary Shareholders' Meeting to be held on January 3, 2022, starting at 12:00 midday (hereinafter, the "Meeting"), at the Company's offices at Av. Isabel La Católica 4,472, Las Condes, notwithstanding the technological facilities provided for this purpose, in order for the Company's shareholders to approve the following:

- Approve the "Clean Product Pipeline Long-Term Transportation Agreement" with each customer, under the terms and conditions proposed by the Board of Directors; and authorize the Board of Directors to grant the authority required to sign these agreements.

However, I hereby inform you of a material event that the Meeting scheduled for today, January 3, 2022, was not held due to lack of quorum, as none of the shareholders representatives attended."

**1.2. On January 28, 2022, the following was reported:**

"Pursuant to the provisions of Articles 9 and 10 of Law 18,045 of the Securities Market Law, and General Rule 30 issued by this Commission, I am duly authorized to hereby inform you of the following material event. A meeting of the Board of Directors of Sociedad Nacional de Oleoductos S.A. (hereinafter, the "Company") held on January 28, 2022 agreed to call an Extraordinary Shareholders' Meeting (hereinafter, the "Meeting") to be held on February 16, 2022, at 9:00 am, at the Company's offices at Av. Isabel La Católica 4,472, Las Condes, Metropolitan Region, in order for the Company's shareholders to approve the following:

- Approve the "Clean Product Pipeline Long-Term Transportation Agreement" with each customer, under the terms and conditions proposed by the Board of Directors; and authorize the Board of Directors to grant the authority required to sign these agreements.

The Meeting was called by the Company's Board of Directors, since the aforementioned agreement is a related party transaction, in accordance with Chapter XVI of Law 18,046 on corporations, and the Company's directors had expressed their interest in the agreement at the Board of Directors' meeting held on November 26, 2021. Consequently, the Company's Board of Directors agreed to convene the Meeting in order to approve or reject the aforementioned agreement, in accordance with Article 61 of Law 18,046 on corporations.

Pursuant to Article 147 of Law 18,046 on corporations, the independent appraiser Econsult issued a report to the shareholders describing the terms and conditions of the agreement, its potential impact on the Company, together with the opinion letters issued by the Company's directors regarding the advisability of the aforementioned agreement, are physically available for inspection by the shareholders at the Company's offices at Av. Isabel La Católica 4,472, Las Condes, Metropolitan Region, and at the Company's website: <http://sonacol.cl/información-corporativa/>

Pursuant to General Rule 435 and Circular 1141, both issued by the Financial Market Commission, the Company's Board of Directors agreed that shareholders will be allowed to participate in the Meeting using the technological facilities that the Company will provide for participating and voting online, which will ensure simultaneity and secrecy, together with accrediting the identity of shareholders or their proxies, as the case may be. The instructions for online participation in the Meeting were duly published on the Company's website described in the preceding paragraph.

Proxies will be verified on the day and at the place of the Meeting, from 8:30 am until the Meeting begins, if applicable."



**1.3. On February 16, 2022, the following was reported:**

"Pursuant to the provisions of Articles 9 and 10 of Law 18,045 of the Securities Market Law and General Rule 30 issued by this Commission, I am duly authorized to hereby inform you of the following material event:

As you are aware, on January 28, 2022, the Board of Directors of Sociedad Nacional de Oleoductos S.A. (hereinafter, the "Company") agreed to call an Extraordinary Shareholders' Meeting to be held on February 16, 2022, starting at 9:00 am (hereinafter, the "Meeting"), at the Company's offices at Av. Isabel La Católica 4,472, Las Condes, notwithstanding the technological facilities provided for this purpose, in order for the Company's shareholders to approve the following:

- Approve the "Clean Product Pipeline Long-Term Transportation Agreement" with each customer, under the terms and conditions proposed by the Board of Directors; and authorize the Board of Directors to grant the authority required to sign these agreements.

However, I hereby inform you of a material event that the Meeting scheduled for today, February 16, 2022, was not held due to lack of quorum, as none of the shareholders or their representatives attended."

**2. At the subsidiary Abastible S.A.:**

On January 7, 2022, the Government of Chile submitted a bill to the National Congress, based on the final recommendations issued in December 2021 by the National Economic Prosecutor's Office (FNE) regarding a study of the natural gas and liquefied gas market in Chile, in order to legislate to "separate the retail distribution of LPG in Chile from the wholesale distribution". As of the date these consolidated financial statements were prepared, this bill was still under discussion in Congress.

Between December 31, 2021 and the date these consolidated financial statements were issued, there were no other significant events to report.

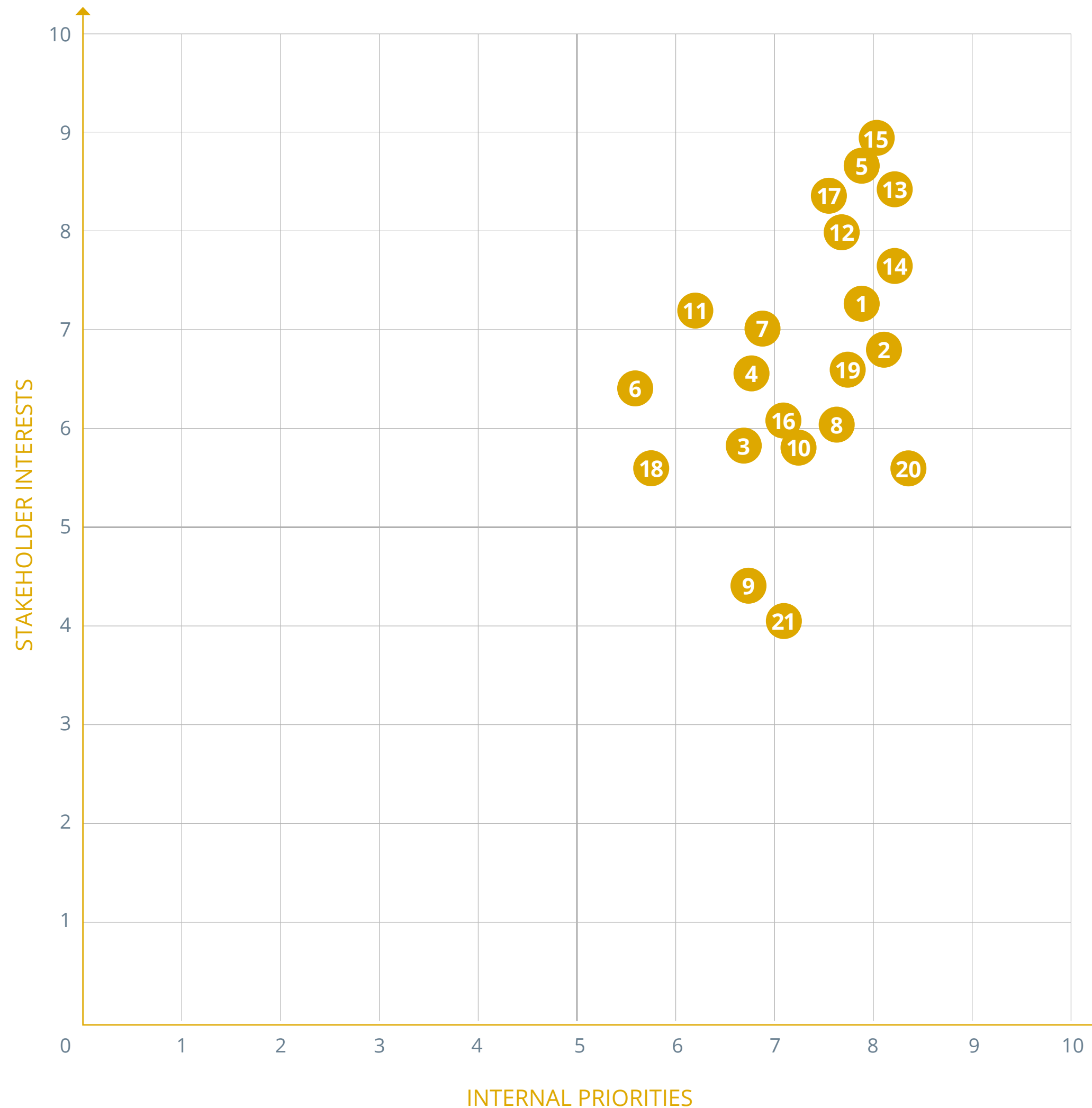
# ESG Materiality

Empresas Copec carried out a materiality process to identify and prioritize the most relevant sustainability issues for the 2021 period, in accordance with the AA1000AP AccountAbility Principles framework.

In this process, the main expectations of the stakeholders and the most significant impacts on the organization were considered.

Specifically, interviews and surveys were carried out to find out the expectations of the stakeholders and the material issues proposed by the Sustainability Accounting Standards Boards (SASB) for the Oil & Gas – Refining and Marketing, Forestry Management, Pulp & Paper Products sectors were taken into account, and Meat, Poultry and Dairy, and the themes addressed by the main ESG indices.

With all of the above, the materiality matrix presented below was constructed:



1. COMPLIANCE AND ETHICS
2. RISK MANAGEMENT
3. REGULATORY AND NORMATIVE ENVIRONMENT
4. EMPLOYEE WELFARE
5. RELATIONSHIP WITH INDIGENOUS PEOPLE
6. DIVERSITY AND EQUITY
7. SOCIAL AND ENVIRONMENTAL MANAGEMENT OF THE SUPPLY CHAIN
8. RELATIONSHIP WITH UNIONS
9. PANDEMIC (COVID-19)
10. SUSTAINABLE RELATIONSHIP WITH THE COMMUNITY
11. AIR QUALITY
12. ENERGY TRANSITION
13. EMISSIONS AND CLIMATE CHANGE
14. MANAGEMENT OF HAZARDOUS MATERIALS
15. WATER MANAGEMENT
16. INNOVATION
17. BIODIVERSITY PROTECTION
18. CERTIFICATIONS
19. CUSTOMER RELATIONSHIP MANAGEMENT
20. PROFITABILITY AND ECONOMIC GROWTH
21. CIRCULAR ECONOMY



## MANAGEMENT APPROACH TO MATERIAL ISSUES

			Interest group that impacts							
			Employees	Strategic allies (dealers, attendants and distributors)	Suppliers and contractors	Civil society and neighboring communities	Shareholders	Investors and financial analysts	Regulators	Clients and consumers
	Material issue	Target								
Governance	1. Compliance and ethics	Promote an ethical culture and unrestricted compliance with legislation.	●			●	●	●	●	●
	2. Risk management	Ensure the effective identification of material risks and establish an adequate and effective internal control and management system.	●					●	●	●
	3. Regulatory and normative environment	Ensure compliance with the law and regulations.				●	●	●	●	
People	4. Employee welfare	Create a values-based and performance-oriented culture. Provide an attractive work experience, where people can grow and develop.	●			●			●	
	5. Relationship with indigenous people	Maintain a process of dialogue and permanent consultation with the indigenous people.				●				
	6. Diversity and equity	Ensure compliance with respect for the dignity of people and the rejection of discriminatory attitudes.	●						●	●
	7. Social and environmental management of the supply chain	Promote sustainable conduct throughout the supply chain.	●	●	●	●	●	●	●	●
	8. Relationship with unions	Maintain an open dialogue and grant benefits and compensation according to the reality of the company and that favor the employees.	●						●	
	9. Pandemic (Covid-19)	Develop and maintain a strategy that ensures the health of employees, customers, suppliers and everyone involved in the value chain.	●	●	●	●	●	●	●	●
	10. Sustainable relationship with the community	Contribute to the sustainable development of communities, through commitments and associations, and invest in initiatives that have a positive and permanent impact.	●	●	●	●			●	●
Planet	11. Air quality	Properly manage air emissions, avoiding negative impacts on nearby territories and communities.	●	●				●	●	●
	12. Energy transition	Accelerate the transition to clean energy.		●		●		●	●	
	13. Emissions and climate change	Reduce the intensity of greenhouse gas (GHG) emissions and move towards a low-carbon economy.			●			●	●	●
	14. Management of hazardous materials	Seek efficiency in the removal, transportation and disposal processes, and the implementation of measures to minimize their generation.		●	●	●		●	●	
	15. Water management	Offer innovative commercial solutions that care for the environment and guarantee efficient management of operations, avoiding or minimizing the inappropriate management of resources.				●		●	●	
	16. Innovation	Deliver innovative products and services of the highest quality.								●
	17. Biodiversity protection	Preserve ecosystems and protect biodiversity.			●	●		●	●	
Prosperity	18. Certifications	Guarantee excellence in social, environmental and governance performance.		●	●				●	●
	19. Customer relationship management	Exceed customer and consumer expectations.	●	●	●				●	●
	20. Profitability and economic growth	Contribute to society through the creation of the greatest possible value.	●	●	●		●	●		
	21. Circular economy	An attractive alternative that seeks to redefine what growth is, with an emphasis on the benefits for all of society.			●				●	●





## Company Identification

**Corporate Name:** Empresas Copec S.A.  
**Chilean Taxpayer Identification Number (RUT):**  
90.690.000-9  
**Type of Entity:** Publicly Held Corporation  
**Business Activity:** Investments and Business Services  
**Registry Number:** 0028  
**Legal Address:** El Golf 150, floor 17, Las Condes,  
Santiago, Chile  
**Telephone:** (562) 2461 7000  
**Nemonic Code:** COPEC  
**Web page:** [www.empresascopec.cl](http://www.empresascopec.cl)  
**Investor Web page:** [investor.empresascopec.cl](http://investor.empresascopec.cl)

## INVESTOR RELATIONS CONTACT

**Cristián Palacios**  
Director of Finance and IR  
[cristian.palacios@empresascopec.cl](mailto:cristian.palacios@empresascopec.cl)  
(562) 2461 7042

**Olivia Tafra**  
Investor Relations  
[olivia.tafra@empresascopec.cl](mailto:olivia.tafra@empresascopec.cl)  
(562) 2461 7015

**Camilo Milic**  
Investor Relations  
[camilo.milic@empresascopec.cl](mailto:camilo.milic@empresascopec.cl)  
(562) 2461 7046

## CONTACT SHAREHOLDERS

Sercor S.A.  
Address: El Golf 140, 1st floor, Las Condes, Santiago, Chile  
Telephone: (562) 2364 6786

## EXTERNAL AUDITORS

PwC

## CREDIT RATING AGENCIES

**National**  
Fitch Chile Clasificadora de Riesgo Limitada  
Feller Rate Clasificadora de Riesgo Limitada

**International**  
S&P Global Ratings  
Fitch Rating