

2024



**Empresas Copec**

*For future generations*



Integrated Report





*For future generations*

*“He who plants trees, knowing that  
he will never sit in their shade, has at least  
begun to understand the meaning of life.”*

*Rabindranath Tagore*

# Índice

<b>2024 Presentation</b>	<b>p.8</b>	<b>02.</b>	<b>Sustainable investment and management strategy</b>	<b>p.69</b>	<b>04.</b>	<b>Innovation in the DNA</b>	<b>p.115</b>
Welcome	p.9		Corporate strategy	p.70		Innovation culture	p.116
Company Presentation	p.10		Sustainable investment and management model	p.72		Innovation by sector	p.117
Letter from the Chairman	p.11		Sustainable investment and financing framework	p.74		Partnerships for innovation	p.122
Letter from the CEO	p.17	<b>03.</b>			<b>05.</b>	<b>Climate action and natural capital management</b>	<b>p.125</b>
Empresas Copec at a glance	p.19		<b>Governance and integrity</b>	<b>p.85</b>		Environmental management approach	p.126
Purpose	p.20		Ownership structure	p.86		Environmental impact monitoring	p.127
Summary of corporate structure	p.21		Governance framework	p.87		Climate route to decarbonization	p.128
2024 figures	p.22		Corporate policies and manuals for governance	p.88		Water management	p.136
History	p.30		Corporate structure and governance	p.89		Circular economy and resource management	p.140
2024 key milestones and awards	p.31		Risk management	p.102		Biodiversity care	p.145
<b>01</b>			Ethics and integrity	p.106	<b>06.</b>	<b>One same spirit</b>	<b>p.151</b>
<b>Business areas</b>	<b>p.38</b>		Free competition	p.107		Diversity and equal opportunities	p.153
Global presence	p.40		Offense Prevention Model	p.108		Health and safety	p.158
Forestry sector	p.41		Investor relations	p.109		Wellbeing and talent development	p.162
Energy sector	p.47		Sustainability	p.110			
Food sector	p.57		Tax management	p.111			
Other investments	p.62		Information security management and cybersecurity	p.113			
Related companies	p.64						



<b>07.</b>			
<b>Value creation for society</b>	<b>p.169</b>	<b>09.</b>	<b>Financial statements</b> <b>p.354</b>
Social value creation approach	p.170	Consolidated financial statements	p.355
Human rights	p.171	Independent auditor's report	p.356
Supplier management	p.177		
Community development	p.184	Subscription to the Report	
		Company identification	
<b>08.</b>		Contact information	
<b>Annexes by chapter</b>	<b>p.193</b>		
Annexes   Business areas	p.194		
Annexes   Governance and Integrity	p.242		
Annexes   Climate action and natural capital management	p.276		
Annexes   One same spirit	p.291		
Annexes   Value creation for society	p.313		
Indexes and others	p.319		

# Future generations

Thinking about future generations means taking on the challenge of building and strengthening today the foundations that will shape the world of the future. Although we are aware that in every society there are immediate needs and urgencies, at Empresas Copec we understand that our responsibility is not only to meet current demands, but also to project a prosperous future for the children of today and those yet to come. This implies being a good ancestor, that is, recognizing that today's actions will have an impact tomorrow and that only through a collective effort and with a long-term vision can we contribute to building a more prosperous, sustainable and fulfilling world for future generations.

# 2024 Presentation

Welcome	p.9
Company Presentation	p.10
Letter from the Chairman	p.11
Letter from the CEO	p.17
Empresas Copec at a glance	p.19
Purpose	p.20
Summary of corporate structure	p.21
2024 figures	p.22
History	p.30
2024 key milestones and awards	p.31

# Welcome to the 90th edition of Empresas Copec S.A.'s Integrated Annual Report

GRI (2-2 / 2-3 / 2-5) 

## → Accessibility

This document is available on the Financial Market Commission (CMF) website, the corporate website and the Company's investor relations site.

## → Reporting period

From January 1 to December 31, 2024. For some indicators and in order to compare trends, two or more years of data are used.

## → Scope

The scope of the data published in the 2024 Integrated Report is consistent with the basis of the Company's consolidated financial statements, published in Note 2, section 2.2. When the scope of the report is different or there are changes in the data, it shall be reported separately as a footnote.

This document does not consider the reportability of the sustainability indicators of Gasib's business, acquired on December 12, 2024. Its systems are in the process of integration and alignment with our management standards and will be reported in the 2025 Integrated Report.


## → Reporting standards and principles

This report is based on the requirements of the regulations of the Financial Market Commission (CMF) under General Rule (NCG) N° 30, N° 461 and N° 519. It also reflects other global indicators such as the Sustainability Accounting Standards Board (SASB), Global Reporting Initiative (GRI) and other frameworks including the Task Force on Climate-Related Financial Disclosures (TCFD) and the UN Sustainable Development Goals (SDGs).

To respond to each of these standards, the index section is provided in Chapter 8.

## → Financial and extra-financial audit

Empresas Copec's consolidated financial statements as of December 2024 were audited by PwC. The audit's report is attached in chapter 9 of this document.

On the other hand, to ensure the reliability and fairness of the process of preparing the public data and the content of this report, Empresas Copec requested Deloitte to verify certain indicators, which are identified with the icon  within the document. The detailed assurance statement is included in chapter 8.

## | Company Presentation

Empresas Copec is an investment holding company that is engaged in two main areas of activity: natural resources, where it has clear competitive advantages, and energy, which is closely linked to the growth and productive development of countries.

In each of these areas, it seeks that the development of its business is carried out under a sustainable management model, which ensures that the business activity considers the care of the environment and the generation of social and economic value for its different stakeholders.

To this end, Empresas Copec conducts its activities with efficiency and high ethical and transparency standards, striving for the efficient and sustainable use of natural resources, promoting important investment programs and delivering an attractive level of profitability to its investors in the long term.

Specifically, it has presence in the forestry business through its subsidiary ARAUCO, the company with the largest forestry assets in South America, one of the largest forestry producers in the world and one of the main generators of non-conventional renewable energy in Chile.


In energy, Empresas Copec has investments in companies that distribute liquid fuels, lubricants, liquified gas and natural gas, as well as in the provision of energy solutions based on renewable

energies and focused on new ways of mobility. This takes place through its subsidiaries Copec, Terpel, Abastible, Duragas, Solgas, Colgas, Gasib, Sonacol and its related companies Metrogas and Aproveionadora Global de Energía. It also has a presence in the convenience store business through its subsidiary Arcoprime.

In the food industry, it has presence through its subsidiary Igemar, which has stakes in Corpesca and Nutrisco. These companies operate in the northern and south-central regions of the country, respectively, producing fishmeal and fish oil, canned fish, frozen fish and distributing other types of food. Also, through its related companies Inversiones Caleta Vitor and Golden Omega, it has presence in the protein food, aquaculture and Omega 3 concentrates business.

It is also present in metal mining, through its subsidiary Alxar Internacional, and in the real estate sector, through Las Salinas and Remedia Green Tech.

All these operations consolidate important production platforms in Chile, Germany, Argentina, Brazil, Canada, Colombia, Ecuador, Spain, the United States, Mexico, Panama, Peru, Portugal, the Dominican Republic, South Africa and Uruguay, which allow to market a wide range of products in more than 80 countries on five continents.





## | Letter from the Chairman

**Dear shareholders:**

This 2024 Integrated Report allows us to give you an official account of the past year for Empresas Copec. It was a challenging year, with growing instability at the international level, as well as a persistent stagnation of economic activity at the local level, but in which we were able to continue developing the strategic plans of each of our businesses.

The global geopolitical context has been shaped by the prolongation of armed conflicts in Europe and the Middle East, coupled with the electoral success of more polarized leaders and sectors, which have favored less globalized optics. Little by little, these policies have been shaping a true trade war, leading in turn to a deep reconfiguration of logistic chains and a potential reordering of the geopolitical blocks that had been the pillar of the world order in recent decades. On the economic front, post-pandemic inflation, although it has been receding, has done so with greater difficulty and more slowly than expected, so that interest rates have remained high for longer than expected, with the consequent impact on activity.

During the year 2024, Chile recorded a meager economic growth, close to the average of Latin America, one of the regions with the lowest dynamism in the world. We are concerned that, as a society, we seem to have lost the desire to grow more. Undoubtedly, growth is certainly not everything, but it is important. Without it, we are doomed to have a country with fewer opportunities, more social conflicts and, undoubtedly, greater frustration. Low growth rates impact job creation, wage levels and access to

more and better goods and services. It also has an impact on tax collection and, therefore, on the sustainable financing of policies aimed at meeting the growing social demands of the most vulnerable sectors. And, of course, it conditions future expectations, moods and hopes.

Growing more, then, becomes an obligation and a task for all of us. Therefore, it is necessary to give relevance again to this issue and to think of policies that promote entrepreneurship, investments. Growth should not be a restriction, but a conviction.

In this regard, despite its larger budget, our State has been weakening, withdrawing from its most basic tasks, such as security; deteriorating the level of essential services, such as health and education; abandoning fiscal prudence and discipline, and attempting to transfer its own responsibilities to the private sector by means of discretionary requirements in the authorization processes. We need an agile and efficient State, that provides excellent services to citizens and strong fiscal control, but which is also, and this should be a central part of its essence, a promoter of private economic activity. Public institutions seem to have forgotten that supporting and favoring the development of new projects that indeed respect the regulations, is something that benefits everyone.

It is time for the State to put itself back at the service of society and not otherwise, for public policies to be designed again with a vision of the future, based on technical criteria and broad agreements, thus allowing them to endure over time, despite differences that may be valid. The fragmentation of the political spectrum, the lack of a long-term view in the debate and state action have generated enormous costs to our society. It is



much more difficult to face new problems, such as uncontrolled immigration or misinformation, if we do not do it all together, defining common objectives and looking forward in the same direction. For this, we need our political class to show willingness and vocation for service and leadership, but also for the country's institutional framework to establish the right systems and incentives. The reform of the political system that we have pending is urgent, in order to reestablish the impulse to the convergence of public policies and to raise our gaze, putting an end to immediacy and zero-sum logic.

It may also be time to try a simplification with a "zero base" in several matters, not foundational, but relevant in terms of eliminating unnecessary paperwork, formalities and requirements. The so called "permitology" in Chile has reached its limit. We need to move to a system that is based more on trust and responsibility, where the benefits that private projects bring to society and people, and not only their costs, are adequately weighed. In general, private projects aim to solve some social needs, and the current system seems to forget this, as it prevents progress until even the smallest detail, no matter how insignificant, has been resolved. This is not right. We are not against demands, on the contrary, however, we ask that they be clear and stable, simple to process and supervise.

A system less discretionary, more stable and predictable, contestable, by the way, whose consequences are not eternal delays or, simply, blockage of investment. In an election year, we expect to see these issues in the public debate.

It is in this context that our companies have had to operate during 2024. Empresas Copec posted a net profit of US\$ 1.111

billion, more than three times the figure of the previous year, and an EBITDA of US\$ 3.015 billion, that is, 31% higher than in 2023. This is mainly the result of improved operating results in the forestry sector, which had a low basis for comparison, and energy, where all subsidiaries performed better. ARAUCO recorded higher volumes and lower costs, related to the operation of its Line 3 (MAPA) and an increase in pulp prices, as well as a rise in panel volumes, achieving results that are consistent with what can be called a "mid-cycle" in pulp prices. Meanwhile, Copec reported growth in the industrial margin and in the lubricants segment; Terpel was favored by an inventory revaluation effect, and Abastible posted attractive growth across all the geographies where it has presence.

In 2024 we also continued to invest, with the long-term view that has always been at the core of our way of doing business. Total investment for the year reached US\$ 2.134 billion, with more than 98% allocated to the forestry and energy sectors, confirming our focus on these two business areas, an emphasis on which our future growth will continue to be based.

This figure includes multiple initiatives, described in greater detail in the different sections of this Report. Among them, it is worth mentioning the completion of the MAPA project, which, in total, involved resources in the order of US\$ 3 billion, the largest investment in the history of Empresas Copec so far, and one of the largest projects recently executed in Chile. Its start-up was successfully completed in mid-2024 and allows for a significant increase in pulp production, at very competitive costs and even more environmentally friendly.

But as ARAUCO competes in a global and sophisticated market against corporate giants from many other latitudes, it must continue to think about the next steps in order to maintain its scale and relative importance through new and large investments. During the year, we announced the future construction of a pulp mill in Brazil, in the state of Mato Grosso do Sul, near the town of Inocência, in an area known as the "Pulp Valley", a place with multiple logistical advantages and excellent conditions for forest growth. This is the Sucuriú project, which contemplates an investment of US\$ 4.6 billion and whose construction has already begun, with the goal of being in production in 2028.

Sucuriú is nothing more and nothing less than the largest project in the history of the pulp industry in the world. A plant with a production capacity of 3.5 million tons per year, with a unique design, but based on proven equipment, which allows us to move the frontiers of scale economies and achieve the most competitive unit costs in the industry, increasing the pulp production capacity of our subsidiary by 70%

Allow me to make a reflection here. There are not many industries in which Chile is a global leader. Well, forestry is one of them. We are redefining the dimensions of productive expansions in the industry, building the largest capacity plant in the world. We are a Chilean company that is taking on a multibillion dollar challenge to carry out a project of enormous magnitude, addressing its engineering, geographic, legal, administrative, financial, technological and human aspects, aligning our best resources to do so. We will create almost 400,000 new hectares of plantations, with all that this means in terms of environmental and climate contribution; we will establish biodiversity

protection and enhancement areas; we will employ more than 14,000 workers during construction and more than 6,000 on a permanent basis; and we will manage the forests so that they are more resilient to climate and biological threats. In short, these are titanic tasks, with huge benefits for the company, but also for its environment and the planet. If only we could see it in its entire magnitude and, like many other countries, be, as Chileans, proud of our forestry industry, recognizing the value that this and other natural resources can generate for our countries and their people.

At the same time, ARAUCO is making progress in two important expansions of its panel production capacity, through a project in Zitácuaro, Mexico, which will double its capacity in that country, and another in the province of Ñuble, Chile.

This way, ARAUCO is strengthening its global leadership, which is also reflected on the technological front, for example, with the launch of Lemu Nge, the first hyperspectral satellite to monitor changes in the planet's biodiversity, or with the investment in TreeCo, the most advanced company in genetic improvement of forest species to optimize their characteristics, based on CRISPR-Cas9 technology.

Through all of these initiatives, ARAUCO is defining the future of the forestry sector today.

In order to be able to do so, it is necessary to ensure that we maintain a sound financial balance sheet that provides resilience in the face of unpredictable price cycles and preserves adequate financial margins to address any opportunities that may arise, especially in those geographies and activities in which our position allows us to leverage our competitive advantages in



the long term. A responsible and disciplined management must acknowledge the circumstances under which our assets may be more valuable in other hands, and encourage appropriate divestitures to create immediate value and free resources for more profitable uses.

This is the reasoning behind the agreement reached by ARAUCO to sell 85,000 hectares of plantations in the states of Paraná, Santa Catarina and São Paulo, Brazil, to Klabin, a company whose industrial facilities are located precisely in that area, so that it can achieve greater logistical efficiencies and thus add much more value to the land in this transaction. The US\$ 1.168 billion received significantly strengthens ARAUCO's balance sheet and allows to focus on the most strategic developments in Mato Grosso do Sul, in the Sucuriú project.

With this, and with the resources of up to US\$ 1.2 billion in capital committed by the parent company Empresas Copec, ARAUCO is on a solid financial position to begin this monumental project in Brazil. Financial prudence, a hallmark of our management throughout our history, is also evident here, and has been the basis for the confidence that the financial markets have placed in the Company. Thus, for example, 2024 was the year of the largest financial placements by Empresas Copec and its subsidiaries in the Chilean bond market, with almost US\$ 800 million, including green issues and some record corporate rates and spreads for the year.

As mentioned above, large-scale industrial assets require a forest formation effort to be supplied, being an increasingly relevant contribution to climate change containment, through the absorption of millions of tons of CO<sub>2</sub> in plantations. There

are few activities more aligned with the reduction of greenhouse gases than the forestry business. The greater ARAUCO's growth is, the greater its contribution in terms of climate change. A virtuous circle.

But this environmental challenge is colossal and extends far beyond our business boundaries and the management of the direct impacts of our activities. One of the most fundamental pieces to address it is energy transition, a task where we feel called upon to take on a relevant role, especially due to the prominent position of our companies, leaders in key segments of this business area. And a leader takes on its role.

The energy transition requires a deep transformation of the supply chains of the most diverse industries, and this, in turn, culminates in an imperative need for materials and minerals, which are indispensable for building the future we dream of. One of the most essential is copper. Mina Justa, an initiative that our affiliate Alxar Internacional promoted in Peru together with Breca Group, has contributed significantly, with a production of 120 thousand tons of fine copper in 2024, in concentrates and cathodes, and with tremendously competitive costs.

Mina Justa has continued to evaluate alternatives to scale up its operations. Among these is its underground project, which is moving forward in its engineering studies. If carried out, it will increase reserves by 30% and extend the useful life of the current mine, sustaining higher production levels for a longer period of time.

Many see that the lack of minerals could become a real constraint to achieve a successful energy transition. This mobilizes us to continue looking for alternatives, with a broader view in

terms of minerals, but with a special focus on copper, given its prospects and based on the successful experience we have been developing in the region of Marcona, Peru.

However, we cannot fail to point out that it is our subsidiaries in the energy sector, Abastible and Copec, that have the most direct role in this transition process. While other companies focus on the specific offer of a product, ours have adopted, for years, a broader view, adapting to changes, following new trends and taking care that the consumer experiences are the best. The customer's point of view means that the way we face this new scenario is different. They no longer ask us for fuels, but for lower energy costs. For this reason, with the support of each of their brands, being leaders in their respective countries, our subsidiaries anticipate the energy needs of their different customers, to meet them now with comprehensive and innovative solutions.

Both Abastible and Copec have been opening paths to better face the challenges presented by the new energy scenario. Thus, they have been getting involved in initiatives such as solar energy, highlighting the acquisition in 2024 of Granja Solar, a 123 MWp energy park in the Tarapacá Region. But in recent years, activities related to distributed renewable generation, static and interchangeable batteries, optimization of energy consumption based on artificial intelligence, electrolyzers to produce hydrogen at low cost, among many others, have also been added. In this scenario, our subsidiaries in energy and efficiency services have been particularly important, accompanying clients in their transition to new energies, advising them on how to implement the changes in an efficient, reliable and safe manner.

Copec's innovative vocation is also expressed through its venture capital fund Wind, based in Silicon Valley, acknowledged as the best Corporate Venture Capital in Chile, and whose participations as a strategic investor in startups with disruptive and diverse business models, open up new growth options. In addition, through its Garage, located in Santiago, Copec is experimenting with new products and business models, also with a global perspective and with the express mandate to challenge what is currently its core business. All of this, under the integrating vision of growing in mobility, new energies and convenience, while maintaining its recognized quality of service in its traditional conventional fuels business.

Copec plays a crucial role in driving electromobility. As well as being the most extensive fast-charging network in South America, Copec Voltex is the largest supplier of energy for electric buses in the world outside China, having been awarded more than 20 electroterminals for buses. Voltex is also leading electromobility in Colombia and Panama, through Terpel, by installing and operating the first fast chargers in those countries, where it has also achieved a strong market position.

In this business area, we should recall that during 2024 Terpel agreed to sell its subsidiary in Ecuador and its retail distribution assets in Peru. This divestment is a result of the strategic interest of focusing on the lubricants business in those countries where it has a leadership position and greater competitive advantages, transferring these smaller-scale operations to third parties, which can better value them.

Abastible, meanwhile, extended its operations to Europe for the first time, through the purchase of the liquefied gas distribution



assets in Spain and Portugal from Spanish company Cepsa. Thus, Abastible now has a commercial presence in six countries, making it one of the 10 largest companies in the world in this sector, a fuel that has an important role to play in energy transition. In addition, this operation will allow Abastible to learn in markets that are more advanced in this transition, replicating best practices and opening new growth opportunities.

I would also like to refer to a very interesting initiative being developed jointly by the subsidiaries ARAUCO, Copec and Abastible, with the support of Corfo. This is a pilot plant to produce carbon-neutral fuels from the biogenic CO<sub>2</sub> captured in the Arauco plant's process. Three of our companies are working together, each contributing its specific knowledge and capabilities in pursuit of a noble, long-term goal.

This same long-term and sustainable vision has driven the Master Plan we have developed for Las Salinas, which seeks to transform a piece of land affected by the oil industry of yesteryear into a cutting-edge, environmentally and energetically sustainable neighborhood. Instead of having opted in the past for a quick real estate deal, selling a huge and attractive piece of land, we dreamed, instead, of leaving a neighborhood of the future to the city, a unique place, with a strong emphasis on social and community spaces, and consistent with its history. It should be noted that more than 40% of the land will be destined for public use. The project will have a large urban park, together with a system of green areas and infrastructure to connect the coastline with the upper sector of Viña del Mar, with access for pedestrian transportation.

Today, we are moving forward in the process of remediating the land, together with a leading French company, so that in a few more years we will be able to start building the neighborhood that we dream of giving Viña del Mar. This is a reward for the perseverance and long-term thinking that drives us. In fact, we will go beyond this great urban space. We will put everything we have learned in this long and complex process at the service of third parties, through the recently created Remedia Green Tech, a startup specialized in contaminated land remediation. Thus, Las Salinas will be a clear example of our firm commitment to generate value for all our stakeholders, keeping sustainability at the core of our business strategy, in order to promote a triple positive impact: economic, environmental and social.

A key component to effectively mobilize our capabilities in this direction in such a dynamic environment has been the strengthening of our corporate governance structures, which are a central pillar of our integrated management model. Its purpose is to ensure efficient, timely, transparent and sustainable management in each of our areas of operation, covering all dimensions and always aligned with our values and principles. The strategic definition of each company has been led by teams of directors who, together with our executives and collaborators, are establishing guidelines and systems of decision making and supervision for our increasingly global companies. All these efforts in governance have been recognized on several occasions, including the "Voice of the Market 2024" award, granted by the Santiago Stock Exchange, together with EY and the Chilean Institute of Directors, which Empresas Copec received for the sixth consecutive year in 2024. A recognition, an incentive to continue strengthening governance.

This is just one of the many awards that our companies have received this year 2024, in areas as diverse as corporate reputation, sustainability, innovation, citizen branding, talent attraction, customer satisfaction, supplier relations, equity and inclusion, and outstanding executives, among others.

In addition to fulfilling our basic role of providing goods and services in a reliable manner, in harmony with our stakeholders, we have been committed, for decades, to being active agents in the social sphere, to provide solutions to the great challenges facing our society. These include the great task of promoting quality education for vulnerable young people; fostering innovation in order to improve people's quality of life; promoting diversity and inclusion, to make the most of all talents and better fulfill our role in society; and permanent and focused contributions mainly in culture, sports and social housing.

These commitments are materialized through tangible contributions we make, whether in terms of financial resources, human capital, technology, innovative capacity or management excellence, supporting pioneering institutions in their respective fields, such as the Copec-UC Foundation, the UC Anacleto Angelini Innovation Center, the Arauco Foundation, Belén Educa, Enseña Chile, Elemental, Red de Alimentos, among others. In addition, we have strived to extend these principles throughout our value chains, providing support to suppliers and counterparties, mostly SMEs.

Likewise, in environmental matters, we act with determination and a sense of urgency, setting ambitious and specific goals to move steadily toward a circular economy driven by renewable energies. We are convinced that nature is an indispensable ally

for the human development, and we must not only care for it, but also enhance it. The environmental dimension is inherent to our activities and, therefore, inseparable from our business decisions. ARAUCO is, by essence, a renewable and sustainable company. It was the first forestry company in the world to be certified as carbon neutral and is committed to becoming a Nature Net Positive company. Its products are increasingly present in areas such as textiles, packaging and construction, replacing less environmentally friendly alternatives. In energy, as we have already mentioned, we are adapting quickly to changes and leading the transition to a more sustainable matrix. In mining, we produce copper, a key resource to make this transformation possible.

This same spirit inspires all our companies, which develop a myriad of initiatives, impossible to list, but which explain why we have been ratified in the DJSI Chile, MSCI ESG Ratings, FTSE4Good and acknowledged in the S&P Sustainability Yearbook 2025.

Being one of the most relevant business groups in the country implies that we must play an active role and have a voice in the face of major global problems and challenges that are within our scope of action as a Company. In this line, as a way to disseminate our corporate purpose, "To shape the world for future generations", in 2024 we launched a 360° communication campaign called #NoMásCortoplacismo (No More Short-Termism). Through this campaign, we are seeking to raise awareness of a cause that concerns us, that we are committed to act on and that we want others to join. Because we need to raise our gaze, leave the immediacy, which is only concerned with the effects of our actions in the present, and give space to think about the future project we want to build as a society. What do we have



to do, starting today, to leave a better future for the generations to come? Their destiny begins to be built today, and it is precisely now when we need to set ambitious goals, dream about how we want to be in the coming decades, design projects, and be willing to make sacrifices, because nothing relevant is done without them.

Companies should be more active in communicating what we do. But also, after defining our purposes, that transcendent role we must play as an organization, telling society about our convictions and values. I believe we have taken a different, differentiating, hopefully inspiring step in this. A courageous step.

Dear shareholders, employees, customers, suppliers, directors, executives and partners, with these words we have attempted to summarize the year 2024. I acknowledge and deeply appreciate your contribution to all that we have achieved, as well as your continued support, commitment and dedication. A year of financial results that experienced a significant increase over the previous year, thanks in part to exogenous factors, but also to the resilient and adaptable structures that we have built over the years.

In these changing times of constant challenges and transformations, companies must take on a role that transcends the generation of immediate economic value and the delivery of reliable, quality goods and services at competitive prices. We are agents of change, and we are here to inspire, innovate and catalyze positive transformations with a real and significant impact on society.

We understand that our mission goes far beyond immediate financial success. We want to cultivate the talents and dreams of

those who work with us, promote harmony with the environment and contribute to its improvement, as well as strengthen our suppliers. All of this in order to actively participate, to our scale, joining forces with others to address major global challenges. A virtuous circle, without fads and with deep convictions, to accelerate change.

We believe in the power of collaboration, agreements and a job well done, always guided by our corporate values: integrity, excellence, innovation, long-term vision and placing people at the core. We aim to build a better world for future generations, step by step, but in a lasting way. This is the reason that drives us, the purpose that gives meaning to every step we take at Empresas Copec.

*“We need to raise our gaze, leave the immediacy, which is only concerned with the effects of our actions in the present, and give space to think about the future project we want to build as a society. What do we have to do starting today to leave a better future to the generations to come? Their destiny begins to be built today, and it is precisely now when we need to set ambitious goals, dream about how we want to be in the coming decades, design projects, and be willing to make sacrifices, because nothing relevant is done without them.”*



**Roberto Angelini**  
Chairman





## | Letter from the CEO

**Dear shareholders:**

"He who plants trees, knowing that he will never sit in their shade, has at least begun to understand the meaning of life." This inspiring phrase from a Literature Nobel Prize winner, was present in our process of defining our corporate purpose, an intense work of reflection that ended at the beginning of 2024, when we celebrated 90 years since the creation of this Company. And what better way to celebrate it than by projecting what should be the history that is beginning, defining a corporate guideline that is synthesized in the ambitious proposal: "To shape the world for future generations."

This purpose is not a symbolic statement, but the result of collective work and effort, which lasted almost a year and involved all members of our organization, from employees to directors, as well as many stakeholders that we went to listen to. We asked ourselves: Why is it important for Empresas Copec to exist? Is the world a better place if our Company is in it? What is its contribution beyond creating economic value? And we concluded that we want to continue contributing, in a tangible way, to the development of a better world to leave to the generations that will succeed us.

This is the sense we want to give to our activity, being a guide that must permeate all our decisions: the investments we make, the projects we undertake, the causes we defend, the policies we adopt, the talent we attract and foster, the relationships we

build with the environment and society, the way we lead, the products and solutions we offer, and how we communicate.

But no purpose can be sustained without solid foundations. And that is why, also during 2024, we called for a participatory process to reflect on the values that inspire us, define us and we seek to have. What principles have sustained us in these 90 years? Which ones should guide us in the coming decades? How much do our employees know, believe in, respect and live the foundations that guide the behavior and decisions of our organization? What virtues should characterize a company that wants to leave a positive mark on society?

This process allowed us to meet again and also to imagine the future based on shared and deeply human principles, identifying five values that we want to be always guiding our journey and be present in our decision making.

Undoubtedly, we must start with INTEGRITY, since we must seek to be honest and consistent people, always trying to do the right thing, even when it is difficult, unpopular or goes unnoticed. We believe that being of integrity allows us to develop a better environment, in which mistakes are recognized and their consequences are corrected, while also showing coherence between what is said, what is decided and what is done. This is the only way to build trust with our stakeholders and with society as a whole.

Of course, EXCELLENCE. Those of us who work at Empresas Copec seek to reach our maximum potential and deliver the



best of ourselves in all the tasks we perform. Every job we do, big or small, is an opportunity to build something extraordinary and to leave a positive mark.

The pursuit of excellence is reflected in our vocation for leadership, in the constant improvement of products and services to deliver memorable experiences to our customers, and in the development of projects that transform industries, among others.

The value of INNOVATION. We are constantly searching for new ways to improve people's lives. At Empresas Copec we promote curiosity and courage to explore the unknown, challenge the established and transform obstacles and mistakes into possibilities for growth.

Innovation is in the DNA of Empresas Copec and its subsidiaries. Throughout our history, we have always approached diverse challenges with this emphasis, anticipating, reinventing ourselves, diversifying our activities and daring to adopt new business strategies.

Our business vision is oriented to the LONG TERM. We believe that this view is key to contribute to the solution of society's major challenges. Our decisions and actions are always guided by a vision that considers long time frames, thinking in decades, beyond immediate results, seeking that each action contributes to the wellbeing of society, today and tomorrow.

And why not, considering our forestry management model, the Company's main business area, is based on the forest cycle, which can last up to 20 years, from planting to harvesting. This same vision is present in all our strategic decisions, which privilege investments with positive and long-term impact.

Companies are, in short, people doing things for other people. Therefore, PEOPLE AT THE CENTER. We want to focus on the well-being and development of people, who are at the center of our work, guiding all our decisions and actions. We seek to act with empathy and put their wellbeing, needs and development first, in order to generate a positive impact on their lives, both inside and outside the organization.

Placing people at the center is a conviction that is specifically expressed in the bonds of trust that we forge with our customers, collaborators, partners, shareholders and, in short, with all our stakeholders. We also understand that we have a responsibility to our host communities and countries, where, in addition to generating employment, growth and development, we have a powerful social role to play.

These are the values that define Empresas Copec. And although we aspire, with conviction, to embody these principles, we are also aware that the road is not free of mistakes. We are human, we can make mistakes. The important thing is to recognize them, learn and correct, with the humility of those who know that acting with purpose and being governed by values is a demanding task that is worked on every day. It is in this spirit that the Company has developed throughout its long history.

We believe that these values, in addition to contributing to the consolidation of a strong internal culture, will also distinguish us in the business community. In a world where products and services can be imitated and technologies replicated, what really differentiates a company is its identity. And at Empresas Copec we want to be recognized for our commitment to the

future, for our way of doing things and for our capacity to make a real contribution to the great global challenges.

During 2024, our businesses made steady progress in this direction. We consolidated investments in renewable energies, electric mobility, environmental remediation, forest formation and cutting-edge technology. A year in which we approved the largest investment in the Company's history. A year when we established ourselves in Europe to distribute a fuel that has a key role in energy transition and to learn from the experience of countries at the forefront of this evolution. From the launch of the Lemu Nge satellite, aimed at environmental monitoring, to the international expansion in strategic sectors, each initiative has been designed to contribute to more sustainable development.

But beyond specific projects, there is something that gives cohesion to all our work: the conviction that business activity and the resulting economic growth make sense if they generate value, contribute to wellbeing, are respectful of the environment and contribute to development. We are here to build something that transcends.

And we know that this task is only possible if we remain true to our purpose and values.

To shape the world for new generations is an invitation to raise our gaze, to plan the future, to look far ahead, to act responsibly, to work for hope.

Today, more than ever, that is the way forward.



**Eduardo Navarro**  
Chief Executive Officer



# Empresas Copec at a glance

Investment holding company that participates in two main areas of activity: natural resources and energy. The Company operates under a sustainable investment and management model, with high ethical and transparency standards, seeking the efficient and sustainable use of natural resources, promoting important investment programs and delivering an attractive level of profitability to its investors in the long term.

## ENABLER OF ENERGY TRANSITION AND ENVIRONMENTAL CARE

ARAUCO is one of the world's leading forestry companies in terms of surface area and pulp, wood and panel production capacity. The subsidiary generates renewable energy (biomass, wind) and captures carbon through its forestry assets and wood products.

Copec leads the transition to electromobility, progressively reducing the use of fossil fuels. Together with Abastible, it promotes the adoption of energy with lower emissions intensity and 100% renewable options, which favor the electrification of consumption.

Mining investment is emerging as an important option to address the multiple challenges facing the energy transition.

## DEVELOPMENT ENGINE

Empresas Copec and its subsidiaries generate economic and social value, driving a development ecosystem in all the countries where it has presence, promoting innovation, entrepreneurship and job creation.

The innovative spirit of the holding company is a differentiating factor that gives it a competitive advantage in the sectors where it operates and allows to consolidate high-potential investment projects.

## PEOPLE AT THE CENTER

Empresas Copec and its subsidiaries have a significant impact on society and on people's quality of life. They are brands with a purpose and have placed the relationship with the community at the heart of their business.

Our employees, contractors, suppliers and strategic partners deliver an innovative and sustainable value proposition, promoting excellence and wellbeing.

Nutrisco promotes healthy lifestyles, based on naturally sourced and renewable foods.



**Financial Capital** | **Industrial Capital** | **Natural capital** | **Human and social Capital** | **Intellectual Capital**

US\$ 13.489 BN total equity  
US\$ 3.015 BN Consolidated EBITDA

16 COUNTRIES with productive presence

1,7 MILLION hectares of forest  
US\$ 53.659 BN environmental investment

+43,000 direct employees  
+78,000 suppliers  
US\$ 33.514 MN social investment

US\$ 64.256 MN investment in R+D+I

## Our purpose

NCG 461 (2.1) 

# To shape the world for future generations

*Promoting sustainable investments and a long-term vision, to bring hope for future generations.*



# Summary of corporate structure



FORESTRY SECTOR



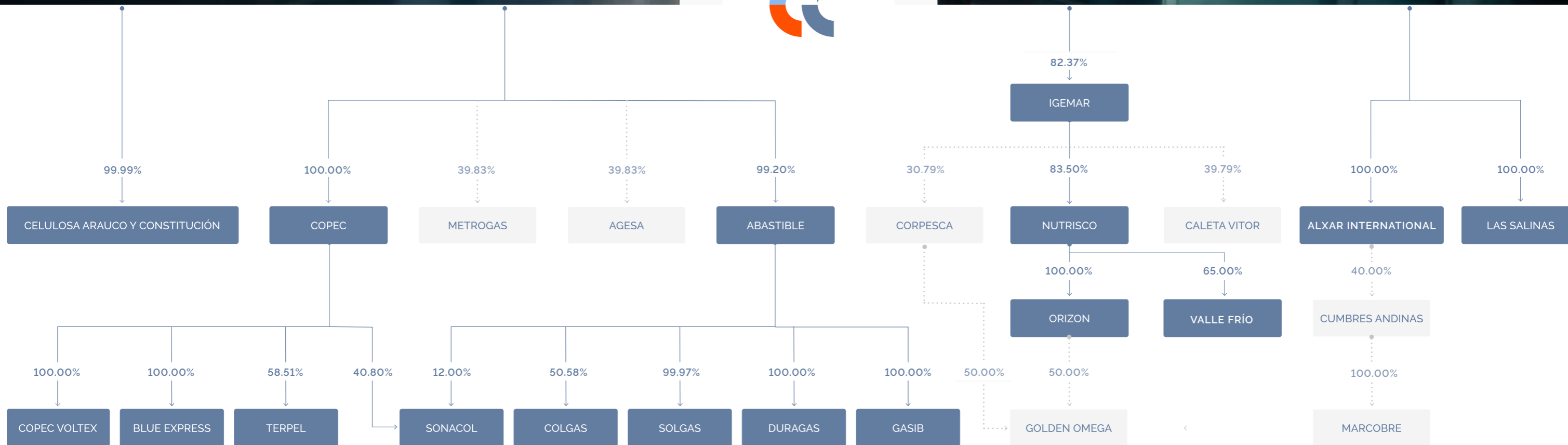
ENERGY SECTOR



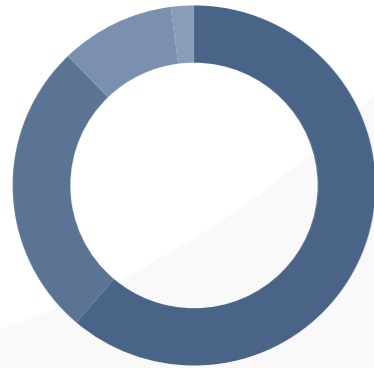
FOOD SECTOR



OTHER INVESTMENTS

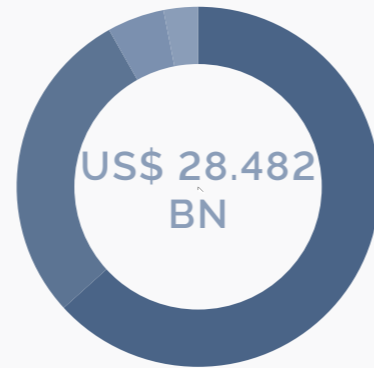


# | 2024 figures



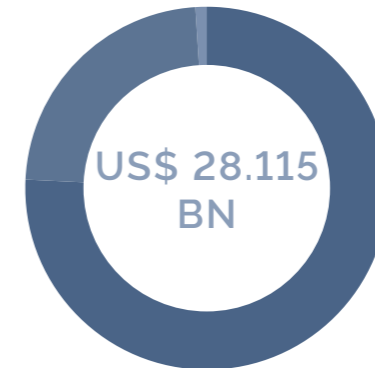
**OWNERSHIP STRUCTURE AS OF DECEMBER 31, 2024**

60.82%	AntarChile
27.06%	Other legal entities
10.15%	Pension funds
1.97%	Individuals



**CONSOLIDATED ASSETS**

63.70%	Forestry
27.70%	Energy
5.30%	Other investments
3.30%	Food



**CONSOLIDATED SALES**

75.30%	Forestry
23.30%	Energy
1.40%	Food



**CONSOLIDATED INVESTMENT**

55.40%	Forestry
30.30%	Energy
12.90%	Other investments
1.40%	Food



**UTILIDAD<sup>(1)</sup>**

48.50%	Energy
42.90%	Forestry
8.60%	Food and other investments



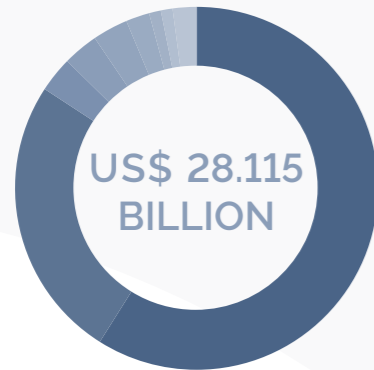
**EBITDA**

58.50%	Forestry
40.80%	Energy
0.70%	Food and other investments

1. The food sector recorded a loss during fiscal year 2024.

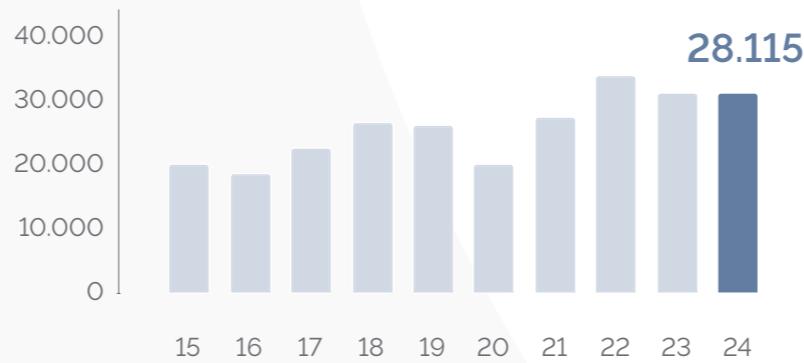


CONSOLIDATED SALES

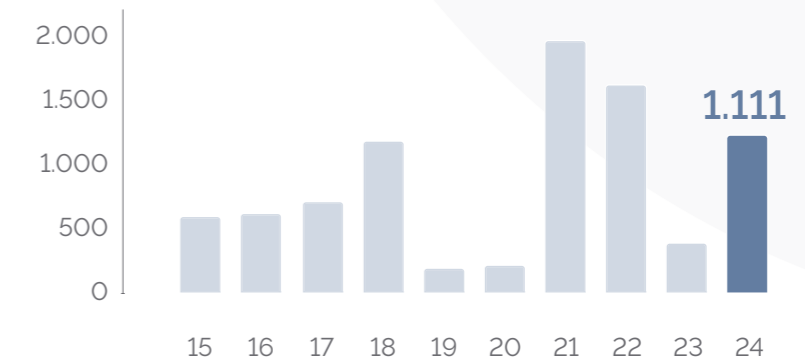


56.90%	Chile
24.70%	Colombia
3.80%	Canada   USA
3.60%	Peru
3.00%	Panama
2.10%	Brazil
1.80%	Uruguay
1.70%	Argentina
2.40%	Other countries

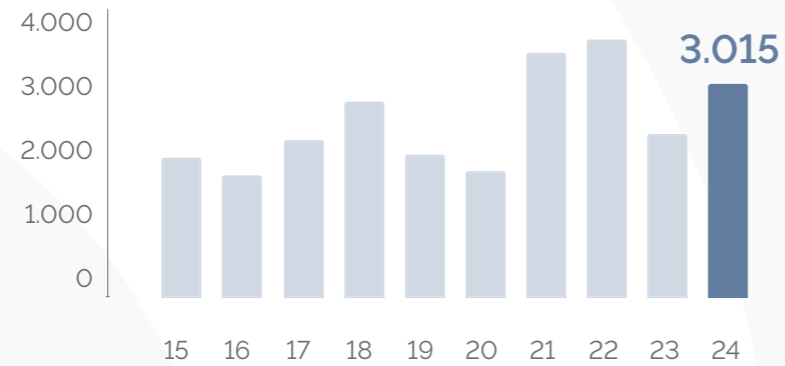
CONSOLIDATED SALES  
US\$ BILLION



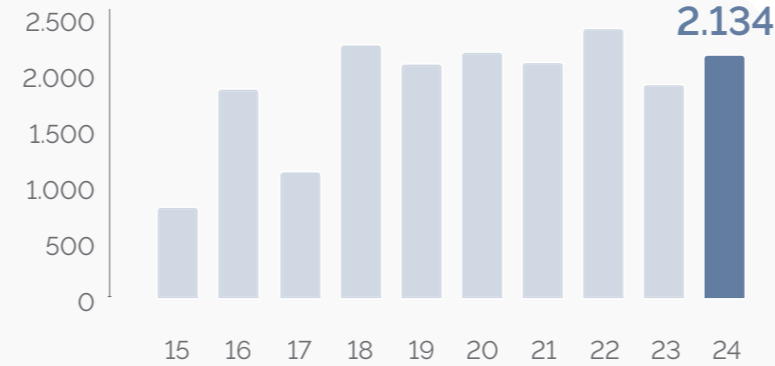
NET INCOME  
US\$ BILLION



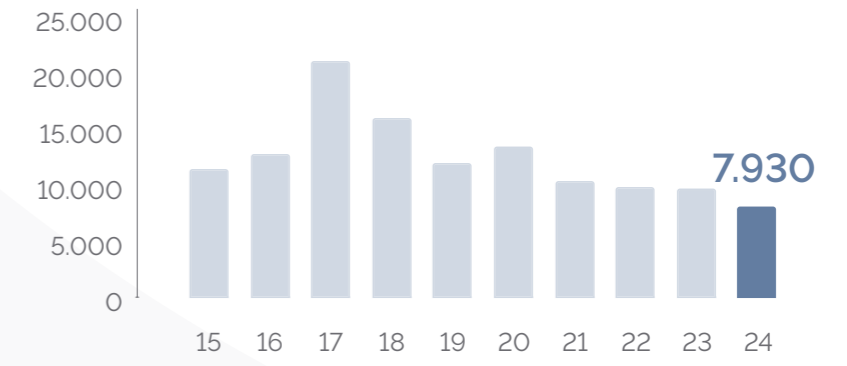
CONSOLIDATED EBITDA  
US\$ BILLION



CONSOLIDATED INVESTMENT  
US\$ BILLION



MARKET CAPITALIZATION  
US\$ BILLION AT THE END OF EACH YEAR



## Consolidated financial statements

### FINANCIAL STATEMENT

THOUSANDS DOLLARS	2024	2023
Current assets	8,466,475	8,864,509
Non-current assets	20,015,065	19,853,129
<b>Total assets</b>	<b>28,481,540</b>	<b>28,717,638</b>
Current liabilities	3,987,943	4,717,908
Non-current liabilities	11,004,321	11,033,028
<b>Total liabilities</b>	<b>14,992,264</b>	<b>15,750,936</b>
Issued capital	686,114	686,114
Accumulated earnings	13,898,831	13,183,223
Other reserves	(1,625,017)	(1,454,675)
<b>Equity attributable to owners of the parent company</b>	<b>12,959,928</b>	<b>12,414,662</b>
Non-controlling interests	529,348	552,040
<b>Net equity</b>	<b>13,489,276</b>	<b>12,966,702</b>
<b>Total liabilities and net equity</b>	<b>28,481,540</b>	<b>28,717,638</b>

### CONSOLIDATED STATEMENT OF NET INCOME

THOUSANDS DOLLARS	2024	2023
Income from ordinary activities	28,114,745	28,528,000
Cost of sales	(23,703,279)	(24,804,778)
<b>Gross income</b>	<b>4,411,466</b>	<b>3,723,222</b>
Distribution costs	(1,565,592)	(1,520,189)
Administrative expenses	(1,264,305)	(1,315,098)
<b>Operating income</b>	<b>1,581,569</b>	<b>887,935</b>
Interest in related companies and joint ventures	231,175	241,060
Net financial costs	(483,028)	(485,123)
Gains (losses) in foreign exchange differences	(15,985)	(187,132)
Others	247,517	(10,245)
<b>Income before taxes</b>	<b>1,561,248</b>	<b>446,495</b>
Income taxes	(375,493)	(145,660)
Gain (loss) from discontinued operations	(19,602)	91,770
<b>Net Income</b>	<b>1,166,153</b>	<b>392,605</b>
Income attributable to owners of controlling company	1,111,159	348,891
Income attributable to minority interests	54,994	43,714
<b>Net Income</b>	<b>1,166,153</b>	<b>392,605</b>

# Financial results analysis

As of December 31, 2024, consolidated EBITDA reached US\$ 3.015 billion. These results were driven by improved performance in both the forestry and energy sectors. In pulp, there were higher sales volumes and lower unit costs associated with the operation of MAPA, together with an increase in prices. Copec, on the other hand, reported growth in the industrial margin and in the lubricants segment.

Net income attributable to owners of the controlling company, net of minority interests, amounted to US\$ 1.111 billion, US\$ 762 million higher than the result recorded as of December 2023. This is largely explained by an increase of US\$ 694 million in the operating income.

## → Gross margin

Gross profit grew 18.4%, reaching US\$ 4.411 million. This was mainly contributed by the affiliates Copec, with US\$ 1.933 billion; ARAUCO, with US\$ 1.912 billion; Abastible, with US\$ 451 million; Igemar, with US\$ 106 million; and Sonacol, with US\$ 44 million.

## → Operating income

In the forestry sector, ARAUCO reported an increase in its operating income, due to higher volumes in the pulp and panel businesses, and higher pulp prices. These effects were partially offset by lower panel prices.

The higher operating income in energy is explained by improvements in Copec Chile and Terpel, as a result of a favorable industrial margin in Copec, together with higher lubricant sales volumes and a positive inventory revaluation effect in Terpel. Meanwhile, Abastible reported a favorable operating income compared to the previous year, as a result of a better performance of its operations in Chile, Peru, Colombia and Ecuador.

## → Other results

Non-operating income grew compared to the previous year as a result of higher other income from ARAUCO, due to the sale of forestry assets in Brazil, together with lower other expenses and favorable exchange rate differences.

## Financial position statement

### → Assets

As of December 31, 2024, consolidated current assets decreased 4.5% compared to those existing at December 31, 2023. This is mainly explained by the decrease in assets held for sale at ARAUCO, related to the materialization of the sale of forestry assets, and by lower accounts receivable and inventory at Copec, partially offset by an increase in cash and cash equivalents at ARAUCO.

Non-current assets increased 0.8% compared to year-end 2023, mainly due to a hike in property, plant and equipment at Abastible, due to the purchase of Gasib in Europe, and in right-of-use assets and non-current biological assets at ARAUCO.

### → Liabilities

Total current liabilities decreased by 15.5% compared to year-end 2023, as a result of a drop in other current financial liabilities at ARAUCO, Copec and the Parent Company, and lower liabilities of groups of assets held for sale at ARAUCO.

Non-current liabilities fell 0.3%, reflecting lower deferred tax liabilities at ARAUCO and Copec, offset by an increase in other financial liabilities and non-current lease liabilities.

### → Equity

The Company's equity increased 4.0% compared to December 31, 2023, primarily due to higher retained earnings.





## Forestry sector

### → ARAUCO

The company recorded a net profit of US\$ 476 million as of December 31, 2024, which compares favorably with a loss of US\$ 359 million in 2023. This is explained by an improvement in operating and non-operating income of US\$ 701 million and US\$ 331 million, respectively.

Consolidated revenues as of December 31, 2024 increased 8.9%, reflecting higher pulp sales, offset by a decrease in the timber segment. Sales in the pulp business increased by 22.4%, as a result of a 17.3% growth in traded volumes and a 4.6% increase

in prices. Meanwhile, revenues from the timber business fell by 2.9%, as a result of a 7.5% decline in panel prices. Unit selling costs fell for bleached softwood (4.5%), bleached hardwood (11.4%), unbleached softwood (11.3%) and dissolving pulp (7.0%).

Non-operating income improved as a result of higher other income from the sale of forestry assets in Brazil, lower other expenses and favorable exchange differences.



## ⚡ Energy sector

### → COPEC

Copec recorded a net income of Ch\$ 323.058 billion, lower than the Ch\$487.639 billion reported at the end of 2023, which is explained by the decrease in earnings from discontinued operations (corresponding to Mapco's profit, prior to its sale), which were partly offset by a higher operating income in 2024.

Consolidated EBITDA reached Ch\$ 936.974 billion, a hike of 18.1%, due to a growth in Terpel's operating and non-operating income, partially offset by lower non-operating income at Copec Chile.

In Chile, EBITDA grew 4.3%, totaling Ch\$ 523.440 billion, mainly due to a favorable industrial margin, which overcame the negative effect of inventory revaluation.

Terpel's EBITDA in local currency increased 20.4% compared to the previous year, mainly due to a positive inventory revaluation effect and higher sales in the lubricants segment. Meanwhile, fuel volumes decreased 2.8% in consolidated terms, as a result of declines of 1.9% in Colombia, 4.5% in Ecuador, 10.0% in Panama and 3.7% in Peru, which were partially offset by the 6.2% increase in the Dominican Republic. In the natural gas vehicle (NGV) business, volumes increased by 3.4% in Colombia, while in Peru they fell by 12.5%

Consolidated non-operating income for Copec was 4.2% higher, as a result of lower net financial costs, offset by a drop in exchange rate differences.

### → ABASTIBLE

Abastible reported a profit of Ch\$ 51.561 billion, an increase over the Ch\$ 49.204 billion recorded the previous year. This is mainly due to a higher operating income, partially offset by a lower non-operating income.

EBITDA increased 21.5% to Ch\$ 186.390 billion. Hikes were observed in the EBITDA of the operations in Chile (10.7%), Colombia (6.2%), Peru (19.5%) and Ecuador (18.9%).

As of December 2024, volumes of liquified gas sold in Chile totaled 561,000 tons, 4.6% more than in 2023; in Colombia reached 252,000 tons, a year-on-year increase of 4.0%; in Peru they grew by 6.5%, reaching 507,000 tons, and in Ecuador rose by 8.1%, totaling 608,000 tons.

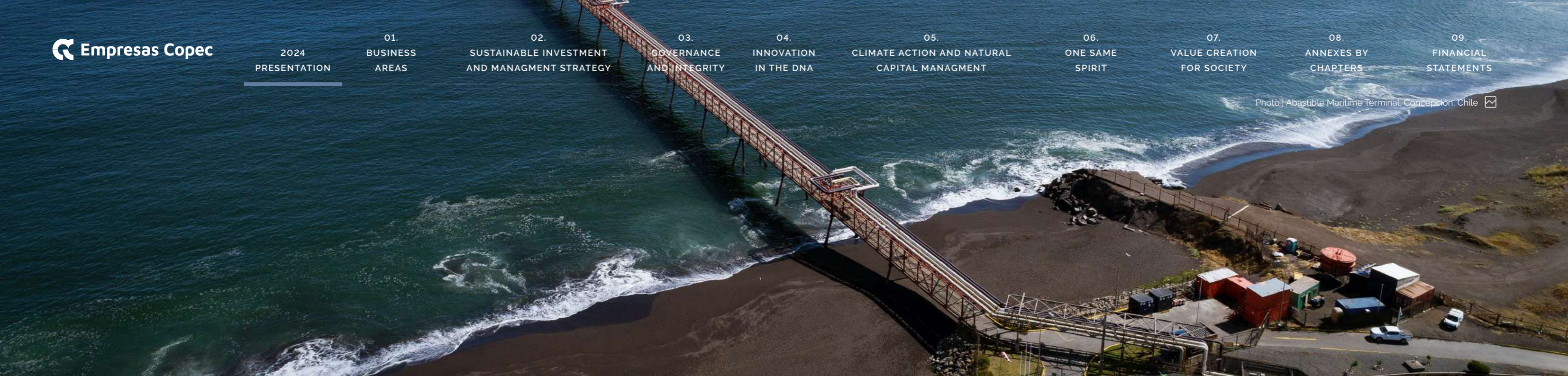
### → SONACOL

Profit amounted to Ch\$ 22.425 billion, higher than the Ch\$ 20.437 billion recorded at the end of 2023. This is explained by an increase in the operating income, as a result of higher volumes transported, offset by a drop in non-operating income. It should be noted that Sonacol is currently classified as an "asset held for sale" in Empresas Copec's balance sheet.

### → METROGAS

Metrogas reported a profit of Ch\$ 221.297 billion, which compares positively with the profit of Ch\$ 51.504 billion recorded at the end of 2023, which is mainly explained by favorable effects due to the restatement of the provision for lawsuits. Meanwhile, Agesa reported a profit of US\$ 114 million, higher than the US\$ 113 million recorded in the previous year.





**Food sector**

**Other investments**

→ **PESQUERA IQUIQUE-GUANAYE (IGEMAR)**

Igemar recorded a loss attributable to owners of the controlling company of US\$ 38 million, which compares unfavorably with the profit of US\$ 3.3 million reported during the previous year. There was a fall in both operating and non-operating income.

During the period, there were decreases of 4.0% in the prices of fishmeal, 5.4% in fish oil, and 24.4% in canned fish, while the price of frozen products increased 2.7%

On the other hand, 11,400 tons of fish oil, 2,093 thousand boxes of canned fish, and 24,900 tons of frozen products were sold,

representing drops of 23.0%, 31.0% and 56.0%, respectively. Total processed fisheries reached 305,000 tons, 11.2% less than during 2023.

Regarding related companies, Corpesca posted a loss of US\$ 11.8 million, which compares positively with the loss of US\$ 12.8 million reported in the same period of the previous year. Caleta Vitor recorded a loss of US\$ 4.6 million, lower than the loss of US\$ 7.8 million in 2023.

→ **ALXAR INTERNATIONAL**

Alxar Internacional posted a profit of US\$ 139 million, which compares negatively with the profit of US\$ 165 million reported the previous year. This is explained by a drop in sales at Mina Justa, which decreased 7.9%, reaching 120 thousand tons of copper, with 87 thousand tons of concentrate and 33 thousand tons of cathodes. At the same time, the material treated was 16.5 million tons, higher than the 15.9 million tons reported the previous year. The average cash cost for the period was 1.5 US\$ /lb, which represents an increase from the 1.4 US\$ /lb of the previous year.






# History<sup>(2)</sup>

## 90 years delivering value to stakeholders

NCG 461 (2.2) 

<div style="background-color: #004a7c; color: white; border-radius: 50%; width: 40px; height: 40px; display: flex; align-items: center; justify-content: center; margin: 0 auto 20px auto;">1934</div> <div style="display: flex; align-items: center;">  <div> <p><b>Incorporation of the company and expansion of the energy business</b></p> <p>Copec was incorporated as a company to market and distribute fuels in Chile. Years later, Abastible was born, focused on the marketing and distribution of liquified gas in Chile (1956), and Sonacol, with the goal of transporting liquid fuels through a network of pipelines (1957). Finally, it will be Metrogas' turn, the result of the work with other Chilean companies (1994). At present, through these companies, Empresas Copec is developing several projects in renewable energies, electromobility and electrification.</p> </div> </div>	<div style="display: flex; align-items: center; justify-content: center; margin: 0 auto 20px auto;"> <div style="text-align: center;">1970 1980</div> <div style="margin: 0 10px;">     </div> </div> <div> <p><b>Business diversification</b></p> <p>The Company expands into other industries: forestry, fishing and mining. In 1979, ARAUCO was born, currently the third largest pulp producer in the world and the third largest manufacturer of panels. From the integration of the operational assets of the fishing industry, Corpesca is created in 1999.</p> <p>Decades of development of the fishing and food business will lead to the consolidation of Nutrisco in 2022, whose goal is to capitalize on new food trends and investment opportunities at sea and offshore.</p> </div>	<div style="display: flex; align-items: center; justify-content: center; margin: 0 auto 20px auto;"> <div style="text-align: center;">1989</div> <div style="margin: 0 10px;">  </div> </div> <div> <p><b>Investment in education and innovation</b></p> <p>With the creation of Fundación Educacional ARAUCO, the Company's commitment to education was established, especially in the regions where it operates. The new century will represent a milestone for innovation in Chile with the launch of the Fundación Copec-UC, a collaboration that 15 years later will deepen with the UC Anacleto Angelini Innovation Center. Today, the Company and its subsidiaries are active members of important education and innovation networks.</p> </div>
<div style="display: flex; align-items: center; margin: 0 auto 20px auto;"> <div style="text-align: center;">2000 2005</div> <div style="margin: 0 10px;">  </div> </div> <div> <p><b>Consolidation and strategic focus</b></p> <p>A corporate restructuring gives rise to Empresas Copec, a parent company with a strategic focus on energy, forestry and fishing businesses under one same vision of the future. The new subsidiary Copec is responsible for the distribution and marketing of liquid fuels and lubricants.</p> </div>	<div style="display: flex; align-items: center; justify-content: center; margin: 0 auto 20px auto;"> <div style="text-align: center;">2005 2010</div> <div style="margin: 0 10px;">  </div> </div> <div> <p><b>Internationalization</b></p> <p>ARAUCO positions itself as a global player, becoming the second-largest pulp producer in the world and the third-largest manufacturer of panels. Internationalization accelerates with the acquisition of Terpel, Colombia's leading fuel distributor. This will be followed by further investments and developments in Latin America, North America and, recently, Europe. In 2024 Abastible acquires Gasib, the liquified gas business in Spain and Portugal.</p> </div>	<div style="display: flex; align-items: center; justify-content: center; margin: 0 auto 20px auto;"> <div style="background-color: #004a7c; color: white; border-radius: 50%; width: 40px; height: 40px; display: flex; align-items: center; justify-content: center;">2021 2024</div> <div style="margin: 0 10px;">  </div> </div> <div> <p><b>New purpose: Commitment to new generations</b></p> <p>In 2021 Empresas Copec completes its exit from the coal mining business, while intensifying its copper operations with Mina Justa (Peru), a key metal for decarbonization. In 2023, the subsidiary Copec reveals its energy transition and business transformation strategy. For its part, the Company launches its new purpose in 2024, committing to the future and to the new generations.</p> </div>

<sup>2</sup> Complete history by year available in chapter 8 of "Annexes by chapters".  
 Indicator verified by Deloitte. For more information see section "External verification" in chapter 8.



## Major milestones and awards

### 2024 milestones

NCG 461 (2.2) 

#### → *Investments and sustainable financing*

- During the year, the Company issued bonds for a total of UF 9,200,000 in the local market, of which UF 4,000,000 corresponds to its first green bond.
- At Investor Day 2024, Eduardo Navarro, CEO of Empresas Copec, stressed that the holding company's growth focus will continue to be on natural resources and energy, leveraging the subsidiaries' competitive advantages, cost efficiencies and leadership in the markets where they participate.



## Modernization of the forestry sector

### → *Investments and sustainable financing*

- ARAUCO's Board of Directors approved the construction of the Sucuriú project, a future pulp mill located in Mato Grosso do Sul, Brazil.
- ARAUCO issued sustainable bonds totaling UF 10,000,000 in the Chilean market.
- The sale of ARAUCO's forestry plantations in Paraná, Brazil, to pulp producer Klabin, for US\$ 1.168 billion, was completed. This amount will help strengthen the balance sheet for the Sucuriú project.


### → *New products and services*

- Lemu Nge, an ARAUCO Ventures startup, put into orbit the first private Chilean satellite, designed to observe changes in the planet's biodiversity with a hyperspectral camera.

### → *Transformation into a Nature Positive company*

- Business for Nature endorsed ARAUCO's biodiversity strategy.
- ARAUCO executives participated as panelists at COP16 on Biodiversity.





## ⚡ Moving towards a low-carbon portfolio to accelerate the energy transition

### → *Electromobility*

- The subsidiary Copec began to develop the first Latin American network where users can leave the discharged battery of their electric motorcycle and take a charged one with them, starting in Chile and Colombia.
- The Valparaiso Bus Terminal was inaugurated, developed and built by the subsidiary Dhemax, which is also responsible for the load management and telemetry system.
- Copec Voltex was awarded 70% of the new charging infrastructure in the last bidding process for public transportation in Santiago, which will allow the construction of 14 new electroterminals that will supply 895 electric buses. In addition, it was awarded the first electroterminal outside the Metropolitan Region, in Concepción.

### → *New energy and technology solutions*

- Copec Flux reached 21 small means of distributed generation (SMDG for its acronym in Spanish) built, of which 15 are operational, injecting clean energy into the grid.
- Copec invested in Ineratec, a German startup that owns a technology that produces synthetic fuels with hydrogen and captured CO<sub>2</sub>. It also invested in Optibus, an integral platform that optimizes public transportation systems.
- Copec completed the first import of renewable diesel in Chile, obtained from natural sources such as animal fat and vegetable oils.
- AbastibleTec debuted as a new subsidiary aimed at promoting renewable energies and efficient solutions.
- Abastible signed an agreement with electricity company Comasa to develop a project to produce ammonia from green hydrogen with the ultimate goal of producing carbon-neutral fertilizers.

### → *New energy and technology solutions*


- Copec acquired Granja Solar, a photovoltaic farm in the Tarapacá Region with an installed capacity of 123 MWp.
- Copec signed its first green loan for US\$ 200 million to finance new energy, electromobility and other projects associated with the energy transition.
- Abastible acquired Cepsa's liquified gas business in Spain and Portugal, thereby entering the European market for the first time.
- Colgas will build a new liquified gas storage facility in Cartagena, Colombia.

### → *Focus on energy assets*

- Terpel sold its subsidiary in Ecuador and assets in Peru for a total of US\$ 64 million. The divestment is due to the company's interest in focusing on the lubricants business in both countries.





 **Other investments to enhance sustainable development**

→ *New lines of business in the food sector*

- Nutrisco acquired 80% of LiveMore SuperFoods, a California-based company that specializes in fruit smoothies.
- Nutrisco opened a sales office in Miami, USA, and another in Vigo, Spain, to strengthen its presence in North America, Europe and Asia.
- Orizon inaugurated its most recent production facility in Coronel, which also houses the new food innovation center for entrepreneurs in southern Chile.

→ *Expansion and diversification of the convenience business*

- The Sbarro pizza chain is present in Chile in three Pronto Copec stores: Príncipe de Gales, Lampa and Mostazal Poniente.
- Copec acquired 100% of the Chilean chain Streat Burger, with which it enters the fast casual fast food segment.
- The new physical card of the Copec Pay digital payment account made its debut in the market, adding more functionalities.

→ *Other investments*

- Blue Express sealed a venture capital investment in Reversso, a Chilean entrepreneurship dedicated to automating returns and product exchanges in e-commerce.
- Las Salinas created the subsidiary Remedia Green Tech, focused on the remediation of contaminated soils.

 **Social value generation**

→ *Support for SMEs*

- Abastible, together with BCI, Entel and Seguros Sura, created Corporación Grande Pyme, a nonprofit organization aimed at promoting the development of SMEs
- Abastible began working with the Construyendo Mis Sueños corporation on a project that seeks to provide support and advice to SME suppliers or customers.



## 2024 awards

CATEGORY	ACKNOWLEDGEMENT
Sustainability /ESG	<p>→ <b>Empresas Copec is ratified in the Dow Jones Sustainability Index 2024</b></p> <ul style="list-style-type: none"> <li>For the ninth consecutive year, it was recognized in the index as one of the leading companies globally, according to the economic, social and environmental criteria evaluated. In this edition, it was ranked in the top 5 of the oil &amp; gas-refining &amp; marketing sector.</li> </ul>
	<p>→ <b>Empresas Copec wins “La Voz del Mercado” award for sixth consecutive time</b></p> <ul style="list-style-type: none"> <li>Recognition awarded by EY, the Santiago Stock Exchange and the Chilean Institute of Directors (IdDC) to companies that trade on the stock exchange and stand out for their good corporate governance practices.</li> </ul>
	<p>→ <b>Empresas Copec is the most responsible holding company in Chile according to Merco ESG</b></p> <ul style="list-style-type: none"> <li>In the 2023 version of the study, published in May 2024, the company ranked 15<sup>th</sup> among the 100 leading companies in Chile in sustainability, leading the category of business holdings. The subsidiary Copec led in energy and distribution, and was ranked 11<sup>th</sup> in the global ranking. Abastible ranked 35<sup>th</sup> and ARAUCO 67<sup>th</sup>.</li> </ul>
	<p>→ <b>ARAUCO’s Water Challenge Program acknowledged in the Sustainability Ranking 2024</b></p> <ul style="list-style-type: none"> <li>Brinca and Universidad Adolfo Ibáñez Business School chose ARAUCO as one of the winning companies in the environmental category for its Water Challenge program, which provides solutions to guarantee water supply to neighboring communities.</li> </ul>
	<p>→ <b>Copec stands out in the Corporate Sustainability Perceptions Index 2024</b></p> <ul style="list-style-type: none"> <li>The subsidiary reached 12<sup>th</sup> in the ranking compiled by Ipsos, which considers the analysis of 100 companies in the country.</li> </ul>
	<p>→ <b>Duragas is recognized for its sustainable management</b></p> <ul style="list-style-type: none"> <li>Abastible's subsidiary was awarded by the Guayaquil Chamber of Commerce with the Mention of Merit for Corporate Social Responsibility.</li> </ul>
Corporate reputation	<p>→ <b>Citizen Brands</b></p> <ul style="list-style-type: none"> <li>In the 15th version of the Cadem study, Copec led the service station category and moved from 15th to second place in the overall ranking, which covers 310 companies. Pronto was the leader in the convenience store sector, moving from 91st to 37th place in the overall list. ARAUCO and Blue Express also ranked as citizen brands.</li> </ul>
	<p>→ <b>Copec ranked among the top five companies with the best corporate reputation, according to Merco 2024 ranking</b></p> <ul style="list-style-type: none"> <li>As part of the same study, Empresas Copec ranked 23<sup>rd</sup>, Abastible 48<sup>th</sup> and ARAUCO 56<sup>th</sup>.</li> </ul>
	<p>→ <b>Terpel ranked for the first time among the 15 companies with the best reputation in Panama</b></p> <ul style="list-style-type: none"> <li>In 2024, the subsidiary climbed eight positions in the Merco Panama Corporate Reputation Business Monitor ranking compared to 2023 and led the fuel sector.</li> </ul>



CATEGORY	ACKNOWLEDGEMENT
Talent attraction and retention	<p>→ <b>Empresas Copec and subsidiaries stand out among the most attractive companies to work for</b></p> <ul style="list-style-type: none"> <li>In the 2024 version of the Merco Talento Chile ranking, Empresas Copec once again obtained second place among corporate holding companies. Overall, it ranked 45th place.</li> <li>Meanwhile, Copec climbed to tenth place in the overall ranking and remained as leader in the energy and distribution sector. Abastible retained third place in the same category and reached 43rd place overall. ARAUCO led the forestry category and climbed to 31st place in the overall ranking.</li> </ul> <p>→ <b>Terpel is one of the five best companies to work for in Colombia</b></p> <ul style="list-style-type: none"> <li>The subsidiary was awarded the Gallup Exceptional Workplace Award 2024, which highlights work cultures in 96 countries.</li> </ul> <p>→ <b>Duragas is recognized as the best place to work of the gas industry in Ecuador</b></p> <ul style="list-style-type: none"> <li>The Abastible subsidiary won the Employer Branding 2024 award in its segment.</li> </ul>
Customer satisfaction	<p>→ <b>Copec honored in ProCalidad and PXI Ranking awards</b></p> <ul style="list-style-type: none"> <li>It obtained first place in the service station category in the ProCalidad National Customer Satisfaction Index, conducted by Praxis consulting firm and Universidad Adolfo Ibáñez. It also won first place in the service station sector and was considered a brand of excellence in the general Praxis ranking.</li> </ul>
Innovation	<p>→ <b>Copec leads ranking of the most innovative companies in Chile</b></p> <ul style="list-style-type: none"> <li>It won first place in the fuel category of the Most Innovative Companies 2024 ranking, prepared by MIC Business Consulting, Universidad de los Andes ESE Business School and El Mercurio. It was also distinguished as the most admired company in innovation in Chile.</li> </ul>
Suppliers relationship	<p>→ <b>ARAUCO and Copec stand out as leaders in timely payments</b></p> <ul style="list-style-type: none"> <li>The subsidiaries were recognized by the Commodities Exchange and the Chilean Association of Entrepreneurs with the award for Best Paying Companies of 2024.</li> </ul>
Equity and inclusion	<p>→ <b>Copec receives first place in the diversity, equity and inclusion category in the Tank Storage Magazine awards.</b></p> <ul style="list-style-type: none"> <li>It was awarded for the initiative Encuentro de Mujeres en la Operación, which fosters female leadership.</li> </ul>
Executives	<p>→ <b>Citizens brands recognizes executives of Empresas Copec and its subsidiaries</b></p> <ul style="list-style-type: none"> <li>The 15th version of the Cadem study highlighted Eduardo Navarro, CEO of Empresas Copec, as one of the ten most relevant business leaders in promoting recognized brands. It also distinguished Rodrigo Huidobro as the second best CFO of 2024. The previous version, in the first half of 2024, distinguished Nutrisco's director, Carolina Altschwager, together with Eduardo Navarro.</li> </ul> <p>→ <b>Female executives linked to Empresas Copec are among the 100 Women Leaders of Chile 2024</b></p> <ul style="list-style-type: none"> <li>Abastible's Legal and Corporate Affairs Manager, Paula Jervis, and Copec Voltex's CEO, Andrea Castro, were recognized in the 23rd version of the award given annually by El Mercurio and Mujeres Empresarias.</li> </ul> <p>→ <b>CEO of Empresas Copec joins Icare's board of directors</b></p> <ul style="list-style-type: none"> <li>Following the annual meeting, Eduardo Navarro was elected to the board of directors of the Chilean Institute of Rational Business Administration.</li> </ul>



# Leadership

At Empresas Copec we understand that being leaders is not only defined by being the first, but also by the positive impact we promote in people and the environment; by the creation of social value; by being governed under ethical principles and values, and by inspiring and moving others. Being a leader entails the great responsibility of being an example, being consistent, sharing convictions, thinking in the long term and being an engine of positive change. It is about leading the way towards sustainable development and being a reference in transformation, promoting innovative solutions that address the challenges of the present and the future. Good leadership opens doors, connects ideas and unites people around a common purpose. It involves courage to face challenges, empathy to understand the needs of others, and the conviction to make a significant and lasting impact for the benefit of society as a whole.

# 01. Business areas

Global presence	p.40
Forestry sector	p.41
Energy sector	p.47
Food sector	p.57
Other investments	p.62
Related companies	p.64

# Global presence

GRI (201-1) 

→ Productive assets **16** COUNTRIES

→ Sales representatives, sales agents and sales offices **30** COUNTRIES

→ Sales in more than **80** COUNTRIES

 FORESTRY SECTOR


 ENERGY SECTOR

 FOOD SECTOR

 OTHER INVESTMENTS



 **Forestry sector**



# Forestry sector value chain

GRI (2-6) 

## 1 Responsible forest management

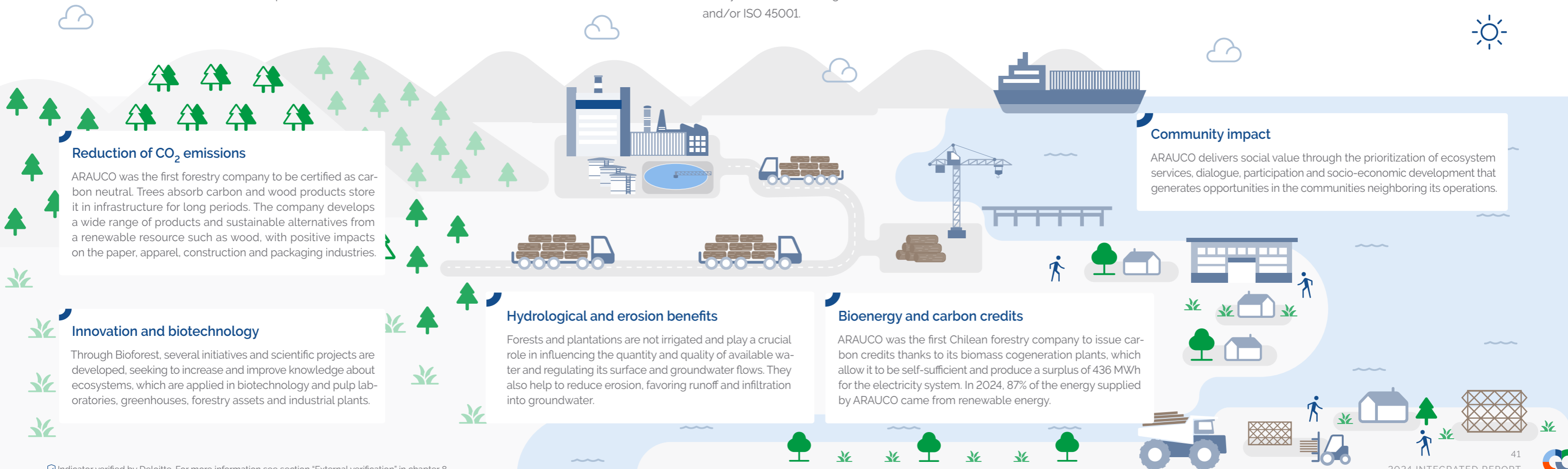
The management of forests and plantations is carried out under a certified forestry management scheme that prioritizes soil care, conservation and improvement of biodiversity, ecosystem balance and water protection. Ninety-one percent of ARAUCO's assets are certified under responsible forestry management standards. Twenty-nine percent of the Company's assets are native forest and protected areas.

## 2 Sustainable production

ARAUCO recognizes that environmental management in industrial processes is key, focusing its efforts on monitoring, continuous improvement and compliance with regulations, especially in the areas of odors, liquid and solid waste, and atmospheric emissions. ARAUCO's forestry operations and activities adhere to certification systems that comply with international sustainability, quality and safety standards and regulations, such as ISO 14001, ISO 9001 and/or ISO 45001.

## 3 Product traceability

ARAUCO knows the origin of all the wood and pulp it uses, thanks to the implementation of traceability systems. ARAUCO's products come only from established plantations. The wood is converted into paper and cardboard, sawn timber, panels and engineering products, which are 100% made from renewable raw materials.



### Reduction of CO<sub>2</sub> emissions

ARAUCO was the first forestry company to be certified as carbon neutral. Trees absorb carbon and wood products store it in infrastructure for long periods. The company develops a wide range of products and sustainable alternatives from a renewable resource such as wood, with positive impacts on the paper, apparel, construction and packaging industries.

### Innovation and biotechnology

Through Bioforest, several initiatives and scientific projects are developed, seeking to increase and improve knowledge about ecosystems, which are applied in biotechnology and pulp laboratories, greenhouses, forestry assets and industrial plants.

### Hydrological and erosion benefits

Forests and plantations are not irrigated and play a crucial role in influencing the quantity and quality of available water and regulating its surface and groundwater flows. They also help to reduce erosion, favoring runoff and infiltration into groundwater.

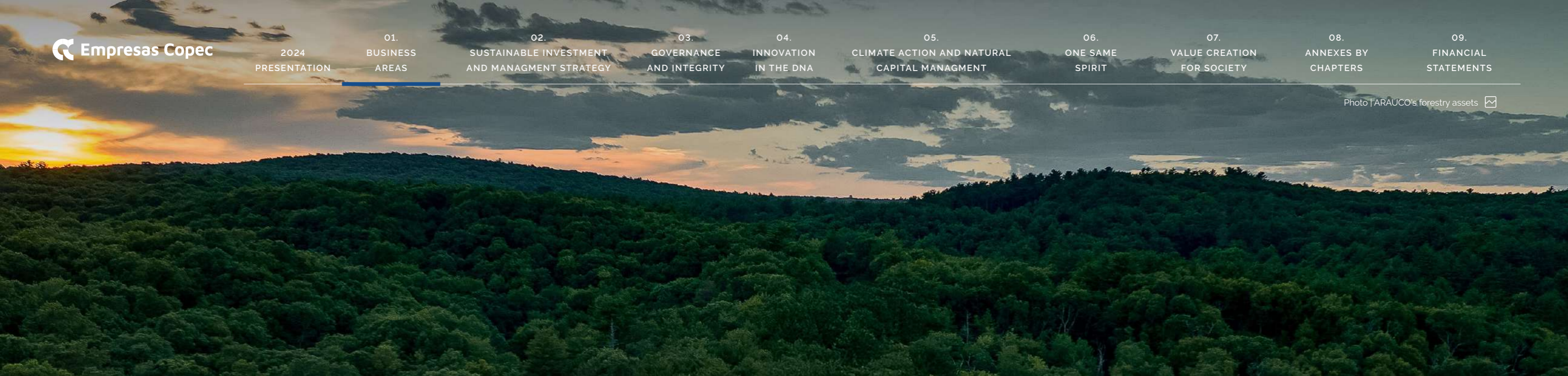
### Bioenergy and carbon credits

ARAUCO was the first Chilean forestry company to issue carbon credits thanks to its biomass cogeneration plants, which allow it to be self-sufficient and produce a surplus of 436 MWh for the electricity system. In 2024, 87% of the energy supplied by ARAUCO came from renewable energy.

### Community impact

ARAUCO delivers social value through the prioritization of ecosystem services, dialogue, participation and socio-economic development that generates opportunities in the communities neighboring its operations.





## ARAUCO and subsidiaries

ARAUCO is one of the world's leading forestry companies, both in area and yield of its plantations, as well as its pulp, timber and panel production capacity. It has a presence on five continents, in the forestry, pulp, timber, panel, and clean and renewable energy sectors, reaching almost 4,000 customers around the world. Its products are part of a value chain for the paper, apparel, construction, packaging, furniture and energy industries. These are marketed to points of sale through representatives, agents and sales offices in 28 countries. The logistics and supply chain to distribution centers and points of sale is managed through 193 ports.



COUNTRIES	FORESTRY AND PULP		TIMBER PRODUCTS		
	FOREST PLANTATIONS <sup>(1)</sup>	PLANTS	PANELS	SAWMILL	COMPLEMENTARY ENERGY OPERATION
Chile	→ 597,000 ha	→ 5 plants <sup>(5)</sup> → 4,205,000 ton	→ 2 plants → PB: 340,000 m <sup>3</sup> → MDF: 500,000 m <sup>3</sup>	→ 7 plants → Sawn timber: 2,073,000 m <sup>3</sup> → Plywood: 710,000 m <sup>3</sup> → 4 remanufacturing facility	→ 10 power plants → 904 MW → Surplus: 371 MW
Argentina	→ 130,000 ha	→ 1 plant → 350,000 ton	→ 2 plants → PB: 260,000 m <sup>3</sup> → MDF: 300,000 m <sup>3</sup>	→ 1 plant → Sawn timber: 318,000 m <sup>3</sup> → 1 remanufacturing facility	→ 2 power plants → 82 MW → Surplus: 15 MW
Brazil	→ 96,000 ha		→ 4 plantas → PB: 450,000 m <sup>3</sup> → MDF: 1,520,000 m <sup>3</sup>		→ 1 power plant → 1 MW
Uruguay <sup>(2)</sup>	→ 113,000 ha	→ 1 plant → 720,000 ton			→ 1 power plant → 91 MW → Surplus: 50 MW
United States and Canada			→ 7 plants → PB: 1,630 m <sup>3</sup> → MDF: 1,015,000 m <sup>3</sup>		
Mexico			→ 2 plants → PB: 315,000 m <sup>3</sup> → MDF: 250,000 m <sup>3</sup>		
Portugal Germany Spain South Africa <sup>(3)</sup>			→ 9 plants <sup>(4)</sup> → PB: 1,191,000 m <sup>3</sup> → MDF: 615,000 m <sup>3</sup> → OSB : 230,000 m <sup>3</sup>	→ 1 plant → Sawn timber: 35,000 m <sup>3</sup>	
<b>Total</b>	→ 936,000 ha	→ 5,3 million tons	→ 8,6 million m <sup>3</sup>	→ 3,1 million m <sup>3</sup>	→ 1.078 MW → Surplus: 284 MW

1. Includes hectares planted mainly with eucalyptus, pine and other species. Does not include native forest, which represents 29% of the company's forestry assets; and hectares to be planted or intended for other uses, representing 15% of the assets.

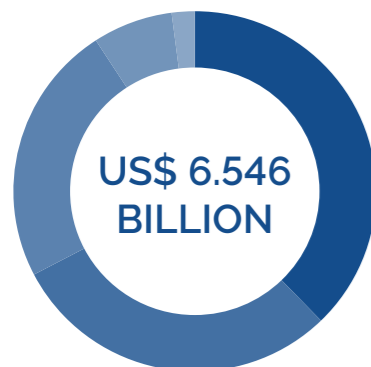
2. Consider 50% of Montes del Plata.

3. Portugal, Germany, Spain and South Africa consider 50% of Sonae ARAUCO.

4. Licancel plant suspends operations indefinitely in August 2023.

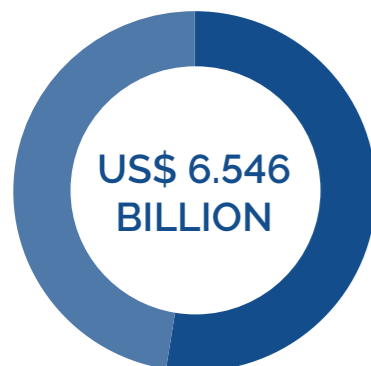
5. A PB plant in South Africa is currently closed.





CONSOLIDATED SALES BY MARKET 2024

37.5%	Asia
29.2%	North America
23.3%	Rest of the America
7.8%	Europe
2.2%	Others



CONSOLIDATED SALES BY PRODUCT 2024

52.4%	Pulp
47.6%	Timber

→ **Forestry**

ARAUCO has one of the most extensive forestry assets in South America, managed under responsible management practices, with production processes certified by the most demanding environmental, social and economic standards in the world.

→ **Pulp**

The company produces pulp, the basic raw material for the manufacture of several types of printing and writing papers, tissue paper, packaging paper, filters, fiber cement products, cloths, diapers and hygiene products, among others.

→ **Timber production**

ARAUCO manufactures a wide variety of sawn timber, plywood, fiberboard, particleboard, remanufactured timber and moldings with different degrees of finish, appearance and value-added processes for architecture, design, construction, packaging and remodeling.

→ **Complementary energy operations**

For more than 20 years, the company has been producing non-conventional renewable energy (NCRE) from forest biomass, which is considered a clean, safe, efficient and low-emission source. Through its generation, the company is self-sufficient and also contributes the surplus from its industrial plants to the energy matrices of Chile, Argentina and Uruguay, being one of the main generators of NCRE in Chile.

RELEVANT FIGURES


- 1.7 million hectares of forestry assets in Chile, Argentina, Brazil and Uruguay
- 29% are native forest and protection and conservation areas of high social and environmental value.
- 114.2 million trees planted in Chile, Argentina, Brazil and Uruguay in 2024
- 25.8 million m<sup>3</sup> of logs and chips were destined for plants
- 18.7 million m<sup>3</sup> of logs and chips harvested
- The total standing timber inventory for the year is 162.3 million m<sup>3</sup>

- 4,544 thousand tons of pulp produced in 2024, 19% more than in the previous year
- US\$ 3.429 billion in sales
- 5.3% market share in the bleached pine pulp market
- 6.3% market share in the bleached eucalyptus pulp market
- 10.8% in the raw pine pulp market
- 7% in the dissolving pulp market

- US\$ 3.116 billion in sales in 2024, concentrated in the United States, Brazil, Mexico and Canada

- 1,078 MW of installed capacity of clean and renewable energy.





# | ⚡ Energy sector



# Energy sector value chain

GRI (2-6)

## 1 Supply, storage, distribution and marketing of fuels

- Copec's products, such as gasoline, diesel and domestic kerosene, are stored in plants and distributed by tank trucks to gas stations and industrial customers. Lubricants are sent to distribution centers for subsequent transport in trucks, and aviation fuel is shipped through pipelines.
- Abastible stores liquified gas in high-capacity tanks and transports it primarily to the bottling plants by trucks and pipelines.

## 2 Extensive physical network and digital channel

- Copec has expanded the offerings in its network of convenience stores and has implemented digital solutions for customers and companies in Chile and, through Terpel, in Colombia, Ecuador, Panama, Peru and the Dominican Republic.
- Abastible has an extensive liquified gas distribution and marketing network in Chile. It also markets it in Colombia, Peru, Ecuador, Spain and Portugal through its subsidiaries Colgas, Solgas, Duragas and Gasib, respectively.

## 3 Energy intelligence solutions

- Copec offers several energy solutions to residential, real estate and business customers, including electric chargers, photovoltaic panels, smart batteries, storage software and energy injection, among others.
- Abastible and its subsidiaries provide comprehensive consulting services that optimize its customers' production processes by offering solutions that reduce energy costs and pollutant emissions, as well as lower maintenance costs and increase process productivity.

### Innovation and emerging developments

Copec has Wind Garage and Wind Ventures, a space and investment fund to generate, incubate and scale new ideas and projects in the areas of mobility, energy and artificial intelligence, speeding their implementation in Latin America.

AbastibleTec seeks to be a leading player in the energy transition, mobilizing different industries by offering clean solutions with added value.

### Benefits of energy intelligence for customers


- **Decarbonization:** adoption of renewable energies.
- **Decentralization:** transformation of the consumer into a prosumer, capable of producing his own energy.
- **Digitalization:** use of technologies such as AI and big data for a better use of natural and technological resources.

### Extended team

Composed of workers, dealers, attendants, carriers, drivers, distributors, contractors and suppliers, it is the main support for the business, since they are partners and strategic allies to deliver a value offer to customers, promoting excellence and quality of service.

### Community impact

Copec and Abastible are citizen brands committed to generating positive impacts in the communities where they operate, as a driving force for entrepreneurship, generation of opportunities and improvement of the quality of life.

Photo | Copec electric station built with wood from ARAUCO, Santiago, Chile 



## Copec and subsidiaries

With 90 years of history, Copec develops and delivers products, services, solutions and experiences that meet the needs of life on the move. It markets and distributes fuels and lubricants through its network of service stations. It also sells products in convenience stores and digital channels, provides electric charging services and markets renewable energies. The company is present in Chile through Copec and, with its subsidiary Terpel, in Colombia, Panama, Ecuador, the Dominican Republic and Peru.



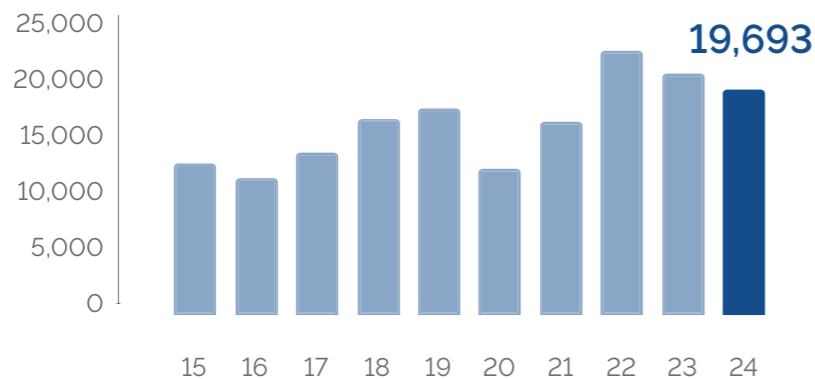


SUPPLY, STORAGE AND DISTRIBUTION

COUNTRIES	PLANTS	GAS STATIONS AND CONVENIENCE STORES	NEW SOLUTIONS AND ENERGIES
<b>Chile</b>	<ul style="list-style-type: none"> <li>→ 14 fuel storage plants</li> <li>→ 1 lubricant plant</li> <li>→ 1 aviation fuel storage facility</li> <li>→ 1 Bluemax plant</li> <li>→ 12 distribution centers</li> </ul>	<ul style="list-style-type: none"> <li>→ 691 service stations</li> <li>→ 477 convenience stores</li> </ul>	<ul style="list-style-type: none"> <li>→ 31 convenience stores outside service stations</li> <li>→ 12 Copec Voltex electroterminals</li> <li>→ 1 Dhemax electroterminal</li> <li>→ 2,359 Copec Voltex charging points</li> <li>→ 2,200 kilometers of Copec Voltex coverage on highways</li> <li>→ 15 Copec Flux PMGDs in operation</li> <li>→ 15 Gogoro battery exchange points</li> </ul>
<b>Colombia</b>	<ul style="list-style-type: none"> <li>→ 31 airports</li> <li>→ 31 supply plants</li> </ul>	<ul style="list-style-type: none"> <li>→ 2,056 service stations</li> <li>→ 389 convenience stores</li> </ul>	<ul style="list-style-type: none"> <li>→ 38 Voltex charging points</li> <li>→ 2 Gogoro battery exchange points</li> </ul>
<b>Peru</b>	<ul style="list-style-type: none"> <li>→ 1 airport</li> </ul>	<ul style="list-style-type: none"> <li>→ 33 service stations</li> <li>→ 7 convenience stores</li> </ul>	
<b>Panama</b>	<ul style="list-style-type: none"> <li>→ 5 airports</li> </ul>	<ul style="list-style-type: none"> <li>→ 192 service stations</li> <li>→ 81 convenience stores</li> </ul>	<ul style="list-style-type: none"> <li>→ 9 Voltex charging points</li> </ul>
<b>Ecuador</b>		<ul style="list-style-type: none"> <li>→ 109 service stations</li> <li>→ 14 convenience stores</li> </ul>	<ul style="list-style-type: none"> <li>→ 2 Voltex charging points</li> </ul>
<b>Dominican Republic</b>	<ul style="list-style-type: none"> <li>→ 5 airports</li> </ul>		



**COPEC'S CONSOLIDATED REVENUES**  
MILLION DOLLARS



→ **Copec**

The company sells and distributes fuels and lubricants from Arica to Puerto Williams through the most extensive network of gas stations in Chile. It also has the exclusive distribution of the Mobil brand on the Pacific coast of South America and has consolidated its position as the main supplier of fuels and lubricants to the Chilean mining industry.

RELEVANT FIGURES

- 10.9 million m<sup>3</sup> in physical fuel sales in Chile in 2024, 1.1% less than the previous year
- 58.8% market share in physical fuel sales
- 6.5 million m<sup>3</sup> in sales through the dealer channel in 2024, 3.1% more than the previous year
- 4.4 million m<sup>3</sup> in sales through the industrial channel in 2024, 6.7% less than the previous year
- 101.4 million m<sup>3</sup> in sales in the lubricants market during 2024, 2.8% less than the previous year
- 45.6% share in the lubricant market

→ **Terpel**

Terpel markets and distributes liquid fuels and lubricants in Colombia, Peru, Panama, Ecuador and the Dominican Republic, and natural gas for vehicles in the first two countries. In Colombia, Panama, Peru and the Dominican Republic, it is a major player in the operation and marketing of aviation fuel. Its purpose is to promote and mobilize people, the company and the country.

- 11.3 million m<sup>3</sup> of liquid fuels in sales through service stations and industrial customers in 2024, 2.8% less than the previous year
- 223 thousand m<sup>3</sup> in natural gas for vehicle sales in 2024, 0.3% less than the previous year
- 26.7 million barrels in lubricant sales in 2024, 3.3% more than the previous year

→ **Arcoprime**

With presence from Arica to Punta Arenas, Arcoprime is the largest convenience store in Chile with its Pronto and Punto Copec brands. Its value proposition is based on offering an agile and differentiating experience, with quality products and services designed to sustainably address the needs of consumers. Through its subsidiary Arco Alimentos, it produces and distributes high-quality packaged food in the bakery and grab and go categories.

→ **New solutions and energies**

Through Copec Voltex, Copec Flux, Copec Emoac, Copec Renovables, Ampere Energy and Dhemax, the company offers several energy solutions to residential, commercial and industrial customers. These include smart batteries, electric chargers, photovoltaic panels, energy storage and injection software, among others.

In addition, the company builds photovoltaic plants SMDG<sup>(6)</sup>, in line with its commitment to the energy transition. In this regard, in 2024 it purchased a large-scale solar generation park, "La Granja", located in the municipality of Pozo Almonte, Tarapacá Region, with an area of 322 hectares and 336,000 panels.

Likewise, it offers a series of mobility and convenience services and solutions, both in the city and on the road, through convenience stores outside service stations and product and service home delivery. Blue Express Copec also offers last-mile logistics solutions and, through Copec Pay, the company has its own digital wallet.

6. Small means of distributed generation: these are systems with an installed capacity of up to 9 MW connected to the distribution grid, which can inject their surpluses or all the energy they generate.



Photo | Abastible's supply plant...Puerto Montt, Chile

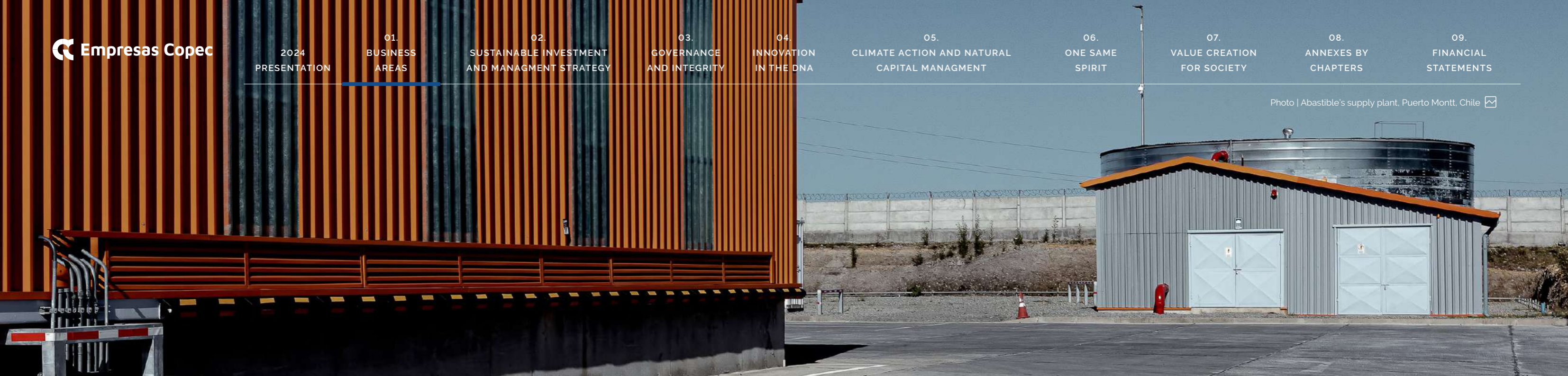


## Abastible and subsidiaries

In Chile, Abastible leads in the commercialization of liquified gas for domestic, commercial and industrial use. It also offers comprehensive energy solutions with state-of-the-art technology for the most diverse industries, thus promoting energy efficiency and environmental protection. It also markets liquified gas in Colombia, Peru, Ecuador, Spain and Portugal through its subsidiaries Colgas, Solgas, Duragas and Gasib, respectively. Through the new subsidiary AbastibleTec, it provides cutting-edge solutions for the energy transition.



Photo | Abastible's supply plant, Puerto Montt, Chile



SUPPLY, STORAGE AND DISTRIBUTION

COUNTRIES	PLANTS AND DISTRIBUTION OFFICES	DISTRIBUTORS	ACTIVE CYLINDERS AND TANKS	ENERGY SOLUTIONS
Chile	<ul style="list-style-type: none"> <li>→ 10 packaging plants</li> <li>→ 26 sales and distribution offices</li> </ul>	<ul style="list-style-type: none"> <li>→ 1,002 distributors</li> </ul>	<ul style="list-style-type: none"> <li>→ 8.4 million cylinders</li> <li>→ 57,900 tanks</li> </ul>	<ul style="list-style-type: none"> <li>→ 6,736 tons of liquified gas associated with energy efficiency projects</li> <li>→ 12.8 GWh of annual energy savings</li> <li>→ 33 projects</li> </ul>
Colombia	<ul style="list-style-type: none"> <li>→ 24 packaging plants</li> <li>→ 14 sales and distribution offices</li> </ul>	<ul style="list-style-type: none"> <li>→ 5,580 distributors</li> </ul>	<ul style="list-style-type: none"> <li>→ 4.2 million cylinders</li> <li>→ 8,600 tanks</li> </ul>	
Peru	<ul style="list-style-type: none"> <li>→ 9 packaging plants</li> <li>→ 4 sales and distribution offices</li> </ul>	<ul style="list-style-type: none"> <li>→ 531 distributors</li> </ul>	<ul style="list-style-type: none"> <li>→ 3.9 million cylinders</li> <li>→ 4,400 tanks</li> </ul>	
Ecuador	<ul style="list-style-type: none"> <li>→ 4 packaging plants</li> <li>→ 2 plants with a bottling service contract for EP Petroecuador</li> </ul>	<ul style="list-style-type: none"> <li>→ 1,524 distributors</li> </ul>	<ul style="list-style-type: none"> <li>→ 5.8 million cylinders</li> <li>→ 3,400 tanks</li> </ul>	
Spain and Portugal	<ul style="list-style-type: none"> <li>→ 6 storage and filling plants</li> <li>→ 2 storage plants</li> </ul>	<ul style="list-style-type: none"> <li>→ More than 200 third-party warehouses</li> </ul>		



→ **Abastible Chile**

Through the largest network of distributors nationwide and a solid presence in the territory, Abastible satisfies several liquified gas needs in homes, industries and businesses. It also offers home services and value-added energy solutions, using environmentally friendly technology in domestic and industrial processes.

RELEVANT FIGURES

- 561,000 tons in physical sales in 2024, 4.6% more than in the previous year
- 38.3% market share, 0.3 percentage points higher than in the previous year

→ **Colgas**

The company markets liquified gas for residential and industrial use in Colombia. It also participates in the development of energy solutions, manufactures and markets cylinders and storage tanks through the company Cinsa, and transports bottled and bulk liquified gas in trucks through the company Cotranscol.

- 252,000 tons in physical sales in 2024, 4% more than the previous year
- 34.3% market share, 0.1 percentage points less than in the previous year

→ **Duragas**

It markets liquified gas for residential, industrial and vehicle use in Ecuador, covering 18 of the country's 24 provinces.

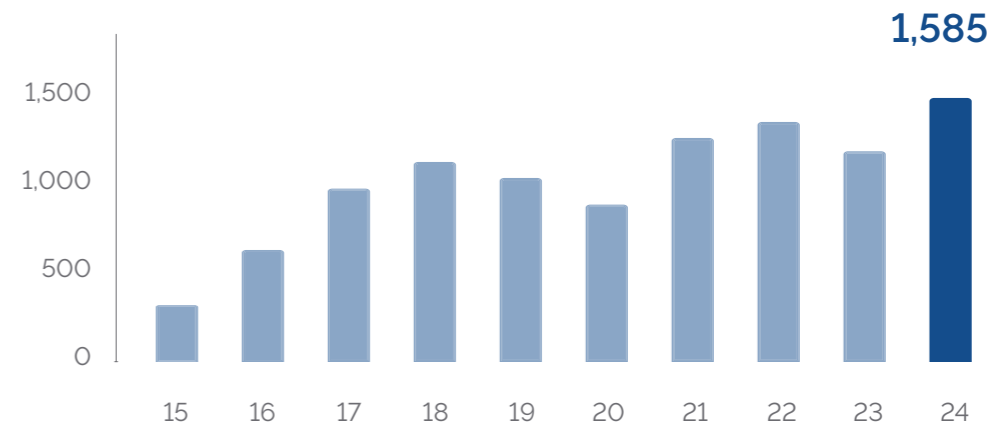
- 608,000 tons in physical sales in 2024, 8.1% more than the previous year
- 41.0% market share, 0.4 percentage points higher than in the previous year

→ **Solgas**

It markets liquified gas for residential, industrial and automotive use in Peru, and is one of the largest distributors in that country.

- 507,000 tons in physical sales in 2024, 6.5% more than the previous year
- 23.1% market share, 0.4 percentage points higher than in the previous year

ABASTIBLE'S CONSOLIDATED REVENUES  
MILLION DOLLARS



→ **AbastibleTec**

It seeks to be a leading player in the energy transition, mobilizing the different industries towards a sustainable future, by offering clean solutions with added value that reduce polluting emissions and energy and maintenance costs while increasing process productivity.

To date, close to 250 energy solutions projects have been implemented, including the replacement of thermal equipment and the implementation of renewable energies, electric mobility, among other solutions focused on industries that are relevant to the country, such as salmon farming and mining.

→ **Gasib**

In 2024, Abastible agreed to purchase Compañía Española de Petróleos' (Cepsa) liquified gas business in Spain and Portugal, Gasib, for approximately €275 million through a share purchase agreement.

Abastible will continue to use the Cepsa brand in the commercialization of products and services in the Iberian Peninsula, in addition to having a long-term liquified gas supply contract with the company.

Gasib Spain is the main player in the unregulated bottled liquified gas business in that country, and Gasib Portugal is the fifth largest company in the business, in terms of market share, in that country.





## Sonacol

The company transports gasoline, domestic and aviation kerosene, diesel oil and liquified gas through a 465 km pipeline network located in the Valparaíso, O'Higgins and Metropolitan regions:

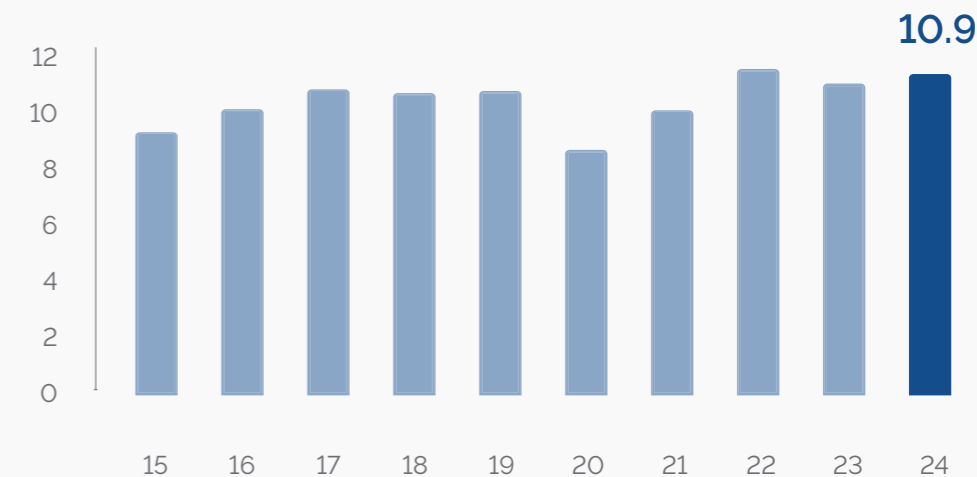
- Two lines on the Quintero-Concón section, one dedicated to transporting liquified gas and the other for gasoline, diesel and aviation and domestic kerosene.
- Two lines on the Concón-Maipú section, for the same services.
- A line for the San Fernando-Maipú section, for the transport of clean products and equipped to operate bi-directionally.


- A line on the Maipú-Airport section, to mobilize aviation kerosene.

It also has nine pumping stations, a product delivery terminal and a dispatch center, infrastructure supported by state-of-the-art technology.

Sonacol transports 98% of the fuels in the Metropolitan Region and offers the best alternative for transporting products between storage plants and refineries. Its most important customers are Abastible, Copec, Enx, ERS A Aconcagua, Gasco and Lipigas, among others.

VOLUME TRANSPORTED  
MILLIONS M<sup>3</sup>





 **Sector alimentos**



# Food sector value chain

GRI (2-6) 

## 1 Innovative, sustainable and affordable food production

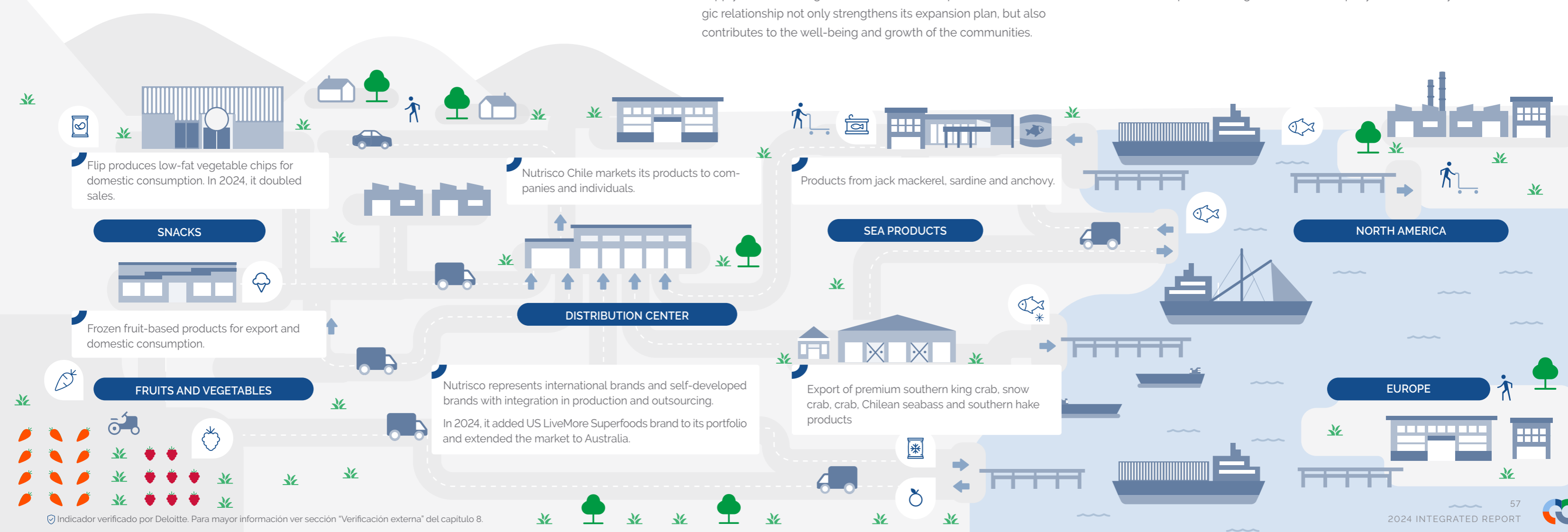
→ Nutrisco seeks to generate a positive impact on people's quality of life, innovating in the way food is made and developing better, accessible and quality products. With a firm commitment to sustainability, it promotes responsible practices that favor the wellbeing of both people and the planet.

## 2 Sustainable supply

→ The company works to develop a sustainable supply chain that minimizes environmental impacts, promotes ethical practices, and supports the development of supplier communities. By working collaboratively with artisanal fishermen and berry and vegetable farmers in different regions in Chile, it ensures a quality supply while boosting local economic development. This strategic relationship not only strengthens its expansion plan, but also contributes to the well-being and growth of the communities.

## 3 Quality and safety standards

→ Nutrisco guarantees high quality and safety standards through constant innovation and continuous improvement of its processes. It promotes certifications and information transparency, so that each product that reaches the consumer complies with rigorous safety and quality controls. This approach guarantees fresh and safe products, aligned with the company's sustainability values.





## Nutrisco and subsidiaries

Nutrisco has set out to lead the food business by identifying new trends and investment opportunities that translate into innovative nutrition solutions for consumers.

To this end, the company creates, produces and markets multiple products for human and animal feed. It exports to more than 60 countries, through 50,000 points of sale. In Chile, it has over 6,000 customers and 100,000 points of sale covered directly and indirectly. In 2024, it strengthened its sales office in the United States and created one in Europe.

As of September 2024, Nutrisco consolidated its businesses into a single company, in response to a strategy aimed at putting the customer at the center. The company is now structured around three major business units: Seafood, Fruits and Vegetables, and Snacks.





COUNTRIES	REGION	NUTRISCO	SEAFOOD PRODUCTS	FRUITS AND VEGETABLES	SNACKS
Chile	Coquimbo Region		→ 1 fishmeal and fish oil processing plant		
	Metropolitan Region	→ 1 commercial office → 1 distribution center <sup>(7)</sup>			→ 1 plant of fried fruit and vegetable chips
	Maule Region			→ 1 plant in Romeral	
	Biobío Region		→ 7 ships with cold and multipurpose systems → 1 fishmeal and fish oil processing plant → 1 canning plant → 1 frozen food plant → 1 value-added plant		
	Araucanía Region			→ 1 plant in Angol	
	Aysén Region		→ 1 processing plant in Puerto Aysen		
	Magallanes Region		→ 1 processing plant in Porvenir		
United States and Spain			→ 1 commercial office		



→ **Seafood products**

This unit comprises the businesses formerly carried out by Orizon Seafood and Fiordosur, which include:

- The extraction, freezing, preservation, processing, manufacturing and marketing of seafood for human and animal consumption and industrial application, and the processing and export of premium seafood products such as cod (Chilean seabass), southern king crab, snow crab, portioned salmon and crab.
- It has a fleet of seven fishing vessels, with a total fishing capacity of more than 9,000 m<sup>3</sup>, and processing plants in southern Chile.

RELEVANT FIGURES

- 305,000 tons of fish processed in 2024
- 68% from own fishing and 32% from artisanal fishing
- 24% of industrial catches in the center-south zone
- 96,000 tons of artisanal fishing
- 55,000 tons of fish meal production in 2024, 3.0% less than in 2023.
- 12,000 tons of fish oil production in 2024, 28% less than last year
- 2.6 million cases of canned food production in 2024, 19% more than in the previous year
- 33,000 tons of frozen products in 2024, 41% less than the previous year

→ **Fruits and Vegetables**

This unit is composed of Valle Frio, which markets frozen fruit to retailers and private labels. It exports to the main retail and food service chains in the world, such as Walmart, Picard, Amazon, Meijer, Trader Joe's, Food Lion, CVS, Pão de Açúcar, Cencosud and Costco, among others.

In 2024 Nutrisco acquired the LiveMore Superfoods brand in the United States, which sells frozen fruit mixes in several formats, including innovative smoothie mixes, with a presence in several supermarket chains. Its products are part of the functional food trend, which has a great commercial projection.

- 31,000 tons of fruit production in 2024, 46% more than the previous year

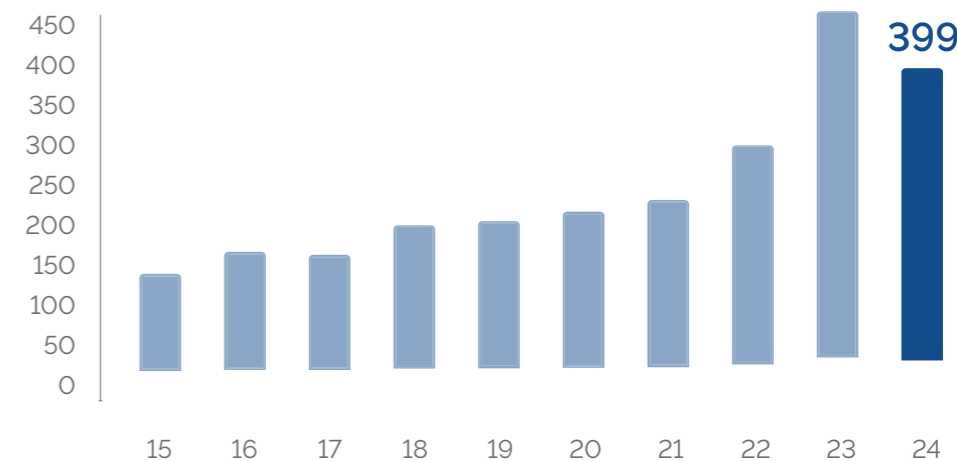
→ **Snacks**

This business unit includes Flip, a brand of low-oil vegetable chips, whose formula was created by Pedro Bouchon, Vice Rector of Research at the Pontificia Universidad Católica de Chile (PUC), as part of a project co-financed by Fundación Copec-UC. Today the company belongs to Nutrisco and PUC's Dictuc, and has an industrial-scale plant in Santiago.

In 2024, the packaging and value proposition were redesigned, in addition to expanding the marketing points, which now include Walmart and Cencosud.

- 19,000 cases sold in 2024, 138% more than the previous year

NUTRISCO CONSOLIDATED REVENUE  
MILLION DOLLARS



# | Otras inversiones




Photo | Mina Justa Operations, San Juan de Marcona, Peru



## Alxar

Alxar is a subsidiary that sustainably manages mining operations and projects, with recognized standards of excellence.

In July 2024, the subsidiary Inversiones Alxar signed an agreement to sell its mining project Compañía Minera Sierra Norte S.A. to Capstone Copper Corp. for US\$ 40,000,000.

Through Alxar Internacional, it has a 40% ownership interest in Cumbres Andinas, owner of Marcobre, which in turn owns Mina Justa.

Mina Justa is an open-pit copper deposit located in the Ica region of Peru, from which ore is extracted and processed, with an average production of 100,000 tons of concentrate and 34,000 tons of cathodes.

### RELEVANT FIGURES

- 120,000 tons of copper sales extracted from Mina Justa in 2024, 16% less than the previous year
- 33 tons of concentrate sold
- 87 tons of cathode sold

## Las Salinas

The objective of Las Salinas is to clean up a 16-hectare site located on the coast in Viña del Mar, where fuel and lubricant storage and distribution plants were formerly located. It will use the bioremediation technique, a method that accelerates the natural process of hydrocarbon degradation through microorganisms present in the soil.

The aim is to enable urban development that is environmentally responsible, sustainable over time, and adds value to the city and its inhabitants. With this goal in mind, it is working to establish a dialogue with the authorities and the community in order to jointly build the urban design of the area.

The company is currently preparing for the implementation of bioremediation, which has a five-year time horizon.


### → Remedia Green Tech

This company was created under the wing of Las Salinas, focused on the remediation of contaminated soils, based on the experience acquired in the bioremediation project of the Las Salinas site.

It is focused on three lines of business: the sustainable transformation of land with real estate potential, industrial land consulting, and environmental remediation of the mining sector.



## | Related companies





## Metrogas

It distributes natural gas for residential, commercial and industrial use in the Metropolitan, O'Higgins and Los Lagos regions, through a distribution network that reaches a total coverage of 6,100 kilometers.

The company operates virtual pipelines, which allow natural gas to be transported in liquid form in trucks from the loading facility of the GNL Quintero terminal to the satellite regasification plants, and then delivered to the several customers through the supply network.

It also offers energy solutions for its industrial customers, such as cogeneration, trigeneration and natural gas vehicle systems.

In addition, it has four service centers located in Santiago, Rancagua, Osorno and Puerto Montt.


### RELEVANT FIGURES


- 907,000 customers supplied in 2024, 3.0% more than in the previous year.

## Agesa

Aprovisionadora Global de Energía (Agesa) sells natural gas to electricity generators and distributors of this fuel. Under a contract with GNL Chile, it supplies liquefied natural gas from different parts of the world. In addition, it has a continuous and long-term supply contract with related company Metrogas.



Photo | Corpesca fishing fleet 



## Corpesca

It is one of the largest industrial fishing companies in Chile. It manufactures and markets fishmeal and fish oil, establishing itself as a global producer of seafood protein.


Its activities are concentrated in the northern part of the country, with fishmeal and fish oil plants in Arica, Iquique and Mejillones. It also has a storage and distribution terminal in Puerto Montt.

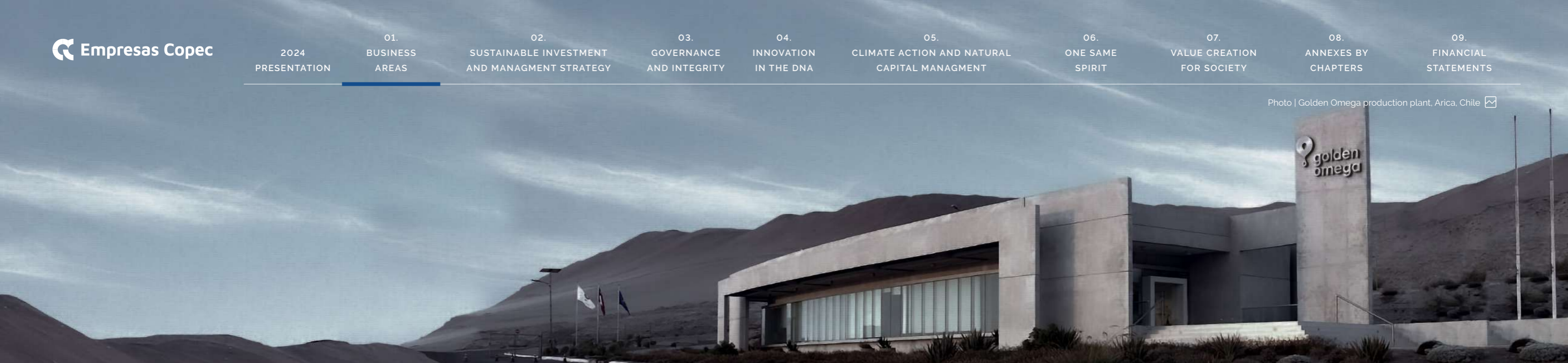
It currently operates a fleet of seven deep-sea fishing vessels, with a total operating storage capacity of 3,410 cubic meters in total.

### → Caleta Vitor

It participates in companies engaged in non-fishing businesses related to the production of animal protein meals, the aquaculture production of rainbow trout and the distribution, logistics and marketing of proteins and oils of marine, animal and vegetable origin.



Photo | Golden Omega production plant, Arica, Chile 



## Golden Omega

It has an industrial complex in Arica, with the capacity to manufacture up to 2,400 tons per year of Omega 3 fatty acid concentrates, with up to 75% of eicosapentaenoic acid (EPA) and docosahexaenoic acid (DHA). These are obtained from fish oil using patented purification and concentration technologies for export to the global nutraceutical market.

Golden Omega markets its products in 42 countries on five continents. The main destinations for Omega 3 concentrates are the United States, Europe and South Korea. Omega 3 compressible powders are exported to the United States and Europe, and by-products are sold in Chile, China and India.

The company holds the Marin Trust, Friend of the Sea and Dolphin Safe certifications, related to the sustainable and responsible use of fishery resources; Orivo, which certifies the authenticity of a marine ingredient regarding its species and geographic origin; Green-e, which certifies that all the electrical energy used in the plant comes from renewable energy sources; Halal, related to Islamic law; Good Manufacturing Practices (GMP) for food supplements; regarding the packaging and distribution of food supplements; and IFOS, associated with product quality. Since 2023, it operates the first seawater desalination plant in Arica, with a capacity to generate around 1,000 m<sup>3</sup>/h of

desalinated water. This ensures continuity of supply for the operation and reduces the supply consumption from the potable water network.

In 2024, it entered into an alliance with Benexia for the commercialization of chia seed oil in North America. Through this partnership, Golden Omega will add a new vegan and natural Omega 3 oil to its product portfolio.

**1,596 tons**  
*of Omega 3 sold in 2024*





# Long term

Adopting a long-term vision means looking beyond immediate urgencies and acting with awareness of the impact our decisions will have on the future. It means building with patience, perseverance and a genuine commitment to sustainable development, prioritizing lasting well-being over solutions based on simple reasoning focused solely on the immediate. The long term invites us to reflect and plan with a perspective that spans generations, which means betting strongly on innovation, sustainability and respect for the environment. It is, in essence, the conviction that progress is measured in decades.

## 02. Sustainable investment and management strategy

Corporate strategy

p.70

Sustainable investment and management model

p.72

Sustainable investment and financing framework

p.74

## Corporate strategy

Empresas Copec is an investment holding company that seeks to create value for its shareholders and society, aiming at the sustainable development of the business areas in which it invests. It has set out to lead in high-potential sectors, with a long-term innovative vision that guarantees solid competitive advantages and ensures that it maintains an adequate capital structure, in line with the economic cycles that impact the business and the nature of each industry.

In 2024 it reached important achievements, led by the presentation of the corporate purpose at the Ordinary Shareholders' Meeting, the result of a reflective work that unfolded during 2023. This statement of principles on Empresas Copec's reason for being opens a path towards the future, indicating where to concentrate efforts. It is also a fundamental criterion for selecting investment opportunities and the prospective activities it carries out.

In addition, it was a year in which major investments in production units were consolidated. This is the case of MAPA, ARAUCO's

mill modernization and expansion project, which completed its start-up phase, increasing pulp production capacity by 31%. There were also important investment announcements, such as ARAUCO's future pulp mill in Mato Grosso do Sul, Brazil, and innovative acquisitions, such as the acquisition of Granja Solar in Chile, by Copec, and of Gasib in Spain and Portugal, by Abastible, which also created a new subsidiary for renewable energy solutions: AbastibleTec.

The foundation of all these investments is corporate purpose, as they all aim to shape the world for future generations, and share certain characteristics and cross-cutting objectives:

### → Promoting the sustainable development of subsidiaries

Empresas Copec's investments are aimed at promoting the development of each of its business lines to make them increasingly sustainable and aligned with the needs of its customers and stakeholders.



Photo | Copec electric station build with ARAUCO wood, Santiago, Chile

→ Long-term vision<sup>(1)</sup>

The corporate strategy is oriented to the long term. Therefore, it ensures the profitability of the business through a sustainable and efficient management of its capital, which also generates positive impacts on the environment. The large investments made by Empresas Copec do not seek an immediate return, but the creation of lasting value, which is built on scientific knowledge and expert studies. For example, forestry plantations require years to begin to bear fruit; Copec invests today in cargo terminals with the electromobility of tomorrow in mind, and Wind Ventures' investments in startups aim to build businesses that will reach their full potential in the next decade. This corporate value is transversal and resonates with the needs of the country and the world.

Another example of Empresas Copec's long-range vision is the work carried out by the Strategy and Development Department, which is constantly preparing trend studies and sounding out social and technological changes that may open up business opportunities or become threats.

→ A diversified holding company with clear focuses

Over time, Empresas Copec has positioned itself as a diversified holding company, within a specific range of areas that it knows well, in which it has competitive advantages, a significant track record and an ambitious projection. Its strategy and investments are aimed at building and maintaining leading positions mainly in the natural resources and energy sectors. In this line, it seeks to strengthen the value creation capacity of existing businesses and analyzes opportunities to enter new markets

and industries that are opportunities in areas of action known to Empresas Copec and its subsidiaries, and/or have relevant complementarities or synergies with current activities, with good prospects of financial return and generation of economic, environmental and social value.

→ Overseas growth and local expansion

Empresas Copec aims to grow its business and has therefore made significant investments in Chile in recent years, expanding its local production base and its relevance in this market. In this way, Copec and Abastible already enjoy a prominent position in the Chilean energy sector. In the case of ARAUCO, the availability of forestry land has imposed new challenges in the local market. Both realities have prompted the Company to make investments in other countries, such as Brazil and Spain.

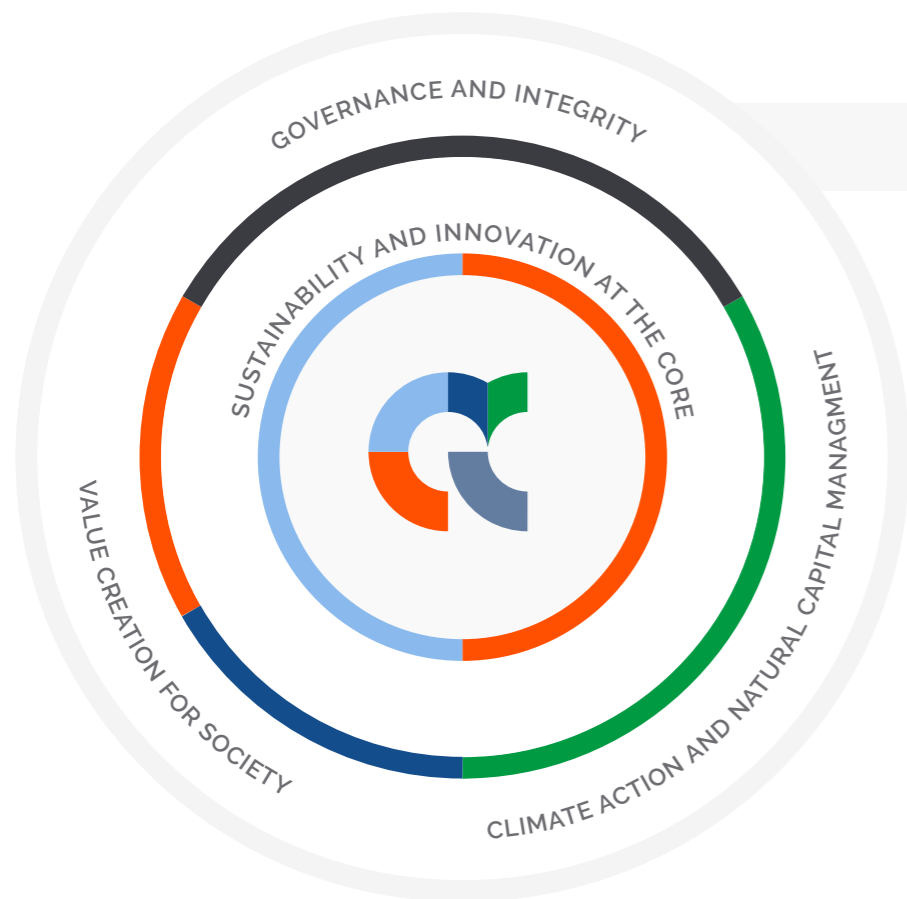
Likewise, Empresas Copec is also committed to the development of the countries where it operates, driving the evolution of its businesses so that they contribute to meeting the emerging needs of each market, such as, for example, the challenges of the energy transition. For this sector, it is expanding its offering with products and services designed to support customers in the transformation of their energy matrices, while in the forestry sector it has embarked on the manufacture of new products for sustainable construction. The ultimate goal is to offer, rather than specific products, solutions to customers in all the countries where its subsidiaries operate, striving to build lasting relationships that will evolve over time.



1. In general terms, short term is considered to be one year, medium term three years and long term five years. However, these horizons may vary according to the industry and the nature of the evaluated project.



# Sustainable investment and management model of Empresas Copec and its subsidiaries












STRATEGIC FOCUSES	MATERIAL ISSUES	CHAPTER
<p>→ <b>SUSTAINABILITY AND INNOVATION AT THE CORE</b>  <b>Ensure the sustainability of the investment portfolio</b>                      To sustainably lead sectors with high development potential, with a long-term and innovative vision that guarantees solid competitive advantages.</p>	<ul style="list-style-type: none"> <li>Investments and sustainable financing</li> <li>Innovation in product and service offerings</li> <li>Digital transformation</li> </ul>	<p><b>02. Investment strategy and sustainable management</b></p> <p><b>04. Innovation in the DNA</b></p>
<p>→ <b>GOVERNANCE AND INTEGRITY</b>  <b>Generate confidence with actions</b>                      To guarantee transparent, efficient and timely management, based on robust governance and robust decision-making systems.</p>	<ul style="list-style-type: none"> <li>Incident preparedness and response</li> <li>Ethics and integrity</li> <li>Information security</li> </ul>	<p><b>03. Governance and integrity</b></p>
<p>→ <b>CLIMATE ACTION AND NATURAL CAPITAL MANAGEMENT</b>  <b>Take care of the planet in investment and production decisions</b>                      To consolidate sustainable supply and production, in line with the requirements of the energy transition and climate demands, together with the enhancement and preservation of natural capital.</p>	<ul style="list-style-type: none"> <li>Transition to climate change</li> <li>Physical effects of climate change</li> <li>Mitigation of climate change</li> <li>Carbon capture</li> <li>Water resources Circular economy</li> <li>Waste and effluents</li> <li>Biodiversity care</li> </ul>	<p><b>05. Climate action and natural capital management</b></p>
<p>→ <b>VALUE CREATION FOR SOCIETY</b>  <b>Contribute to the current and future well-being of people</b>                      Accelerate development and be a benchmark in sustainable practices with employees, suppliers, customers and strategic partners.</p>	<ul style="list-style-type: none"> <li>Employee welfare, health and safety</li> <li>Equity, diversity and inclusion</li> <li>Fundamental rights</li> <li>Responsible supply chain</li> <li>Community development and impact</li> <li>Customer well-being</li> </ul>	<p><b>06. One same spirit</b></p> <p><b>07. Value creation for society</b></p>

For Empresas Copec it is important that the development of its subsidiaries and the companies in which it participates is carried out under sustainable management principles that ensure environmental care and social and economic value creation for its different stakeholders. This implies fostering a culture of good practices in all dimensions of the activity.

To this end, it developed a sustainable investment and management model that summarizes its strategic goals and, at the same time, includes commitments and indicators aligned with different global standards, including the United Nations Sustainable Development Goals (SDGs).



# Goals

MATERIAL ISSUE	SDG	FORESTRY SECTOR	ENERGY SECTOR	FOOD SECTOR
Innovation in products and services		→ <b>ARAUCO:</b> To invest US\$ 100 million in R&D by 2030.	→ <b>Copec:</b> By 2050, to distribute and market a higher proportion of renewable energies and businesses other than fossil fuel distribution.	→ <b>Nutrisco:</b> By 2025, develop a three-scope decarbonization plan for the entire group, identify critical points and plan reduction actions. In addition, determine the climate risks of the business.
Climate change mitigation		→ <b>ARAUCO:</b> By 2030, continue to make progress in reducing CO <sub>2</sub> emissions. → <b>ARAUCO:</b> By 2027, reduce the energy consumption of the timber business in Chile by 1.3% → <b>ARAUCO:</b> By 2050, increase energy efficiency in processes to reduce the average energy intensity of the pulp and energy business by 25% compared to 2019 in Chile.	→ <b>Copec:</b> By 2030, to be carbon neutral, considering scope 1 and 2. → <b>Terpel:</b> By 2030, to reach 50% carbon neutrality and by 2050, to be carbon neutral, considering scope 1 and 2.	→ <b>Nutrisco:</b> By 2025, develop a three-scope decarbonization plan for the entire group, identify critical points and plan reduction actions. In addition, determine the climate risks of the business. → <b>Orizon Seafood:</b> By 2026, reduce 40% of the corporate carbon footprint in scope 1 and 2, considering 2020 as baseline.
Biodiversity care		→ <b>ARAUCO:</b> By 2050, restore 25,000 hectares of native forest in Chile and maintain the percentage of certified assets above 96%	→ <b>Copec:</b> By 2034, promote the care and protection of 39 ecosystems distributed from Arica to Punta Arenas, through agreements or public-private or private-private partnerships.	→ <b>Nutrisco:</b> By 2025, implement measures to better quantify the water footprint.
Water resource		→ <b>ARAUCO:</b> Make progress in the strategic and efficient use of water.	→ <b>Copec:</b> By 2025, reduce water consumption by 30% (2021 baseline).	→ <b>Nutrisco:</b> : By 2025, for all the group, measure the base lines of the water footprint.
Circular economy			→ <b>Terpel:</b> By 2025, 95% reduction of plastic in food packaging materials processed in stores and by 2030, 100% reduction.	→ <b>Nutrisco:</b> By 2025, define sustainable packaging and sourcing guidelines and identify new initiatives and partnerships for the circular economy.
Waste and effluents		→ <b>ARAUCO:</b> By 2030, become a company with zero non-hazardous waste to final disposal.	→ <b>Copec:</b> By 2029, to be a zero waste company. → <b>Terpel:</b> By 2025, collect 30% of the containers sold at the points of sale impacted by the Green Pass program and allocate 80% of the total food waste for donation.	→ <b>Nutrisco:</b> By 2025, measure the generation and recovery of waste from all units to define goals and objectives. In addition, carry out a first measurement of food loss and waste. → <b>Orizon Seafood:</b> By 2027, recover or avoid landfilling 90% of operational waste with 2022 as baseline.
Equity, diversity and inclusion		→ <b>ARAUCO:</b> Strengthen diversity within ARAUCO, increasing the representation of women and moving towards an inclusive culture, through selection, training and an accompaniment and development plan to generate value and well-being.		→ <b>Nutrisco:</b> Make progress in the analysis of information from the units in order to identify gaps and define objectives in this matter.
Well-being, health and safety of the collaborators		→ <b>ARAUCO:</b> To be a World Class company in safety indicators.	→ <b>Terpel:</b> By 2025, reduce the accident rate for the year by 10% compared to the previous year with respect to incidents related to injuries, spills and property damage.	→ <b>Nutrisco:</b> By 2027, to be a company with a superior standard in safety indicators.
Responsible supply chain		→ <b>ARAUCO:</b> Maintain over 75% of purchases from SMEs in Chile in the five regions where the subsidiary has an industrial and forestry presence.		→ <b>Nutrisco:</b> By 2025, design an action plan for sustainable sourcing and conduct a pilot supplier evaluation on sustainability.



# Sustainable investment and financing framework



## Sustainable investment

Empresas Copec has an internal project evaluation methodology that applies economic, strategic and environmental variables. Thanks to this framework, today its subsidiaries enjoy broad competitive advantages and leading positions in their sectors.

FORESTRY SECTOR	COMPETITIVE ADVANTAGES	RESULTS
<b>ARAUCO</b>	<ul style="list-style-type: none"> <li>→ ARAUCO shows a balanced offer of different fibers and is among the most efficient producers in the world.</li> <li>→ ARAUCO has an integrated production system and a presence in different geographic locations, thereby leveraging significant logistical efficiencies.</li> </ul>	<ul style="list-style-type: none"> <li>• Third largest pulp producer in the world.</li> <li>• Second largest producer of wood-based panels in the world.</li> <li>• Largest timber producer in Latin America.</li> </ul>
ENERGY SECTOR		
<b>Copec</b>	<ul style="list-style-type: none"> <li>→ Copec is leader in brand recognition, market share in Chile and Colombia, and network efficiencies, which positions the subsidiary as a long-term leader.</li> <li>→ Leadership in different geographies allows us to leverage scale economies.</li> </ul>	<ul style="list-style-type: none"> <li>• Copec is number one in fuel distribution in Chile, with 58.8% of the market.</li> <li>• Mobil is number one in lubricant distribution in Chile, with 45.6% of the market.</li> <li>• Terpel is number one in fuel distribution in Colombia, with 43.7% of the market.</li> </ul>
<b>Abastible</b>	<ul style="list-style-type: none"> <li>→ Abastible has access to regional and international markets.</li> <li>→ Some countries are betting on the transition to cleaner and more sustainable energies. Gas has a role to play in this transition, as it is a more environmentally friendly alternative compared to other fossil fuels such as coal or oil.</li> </ul>	<ul style="list-style-type: none"> <li>• Abastible is number one in liquefied gas (LPG) distribution in Chile, with 38.3% of the market. The same is the case in Colombia (34.2%) and Ecuador (41.0%).</li> </ul>



## Sustainable financing

Empresas Copec has a financing policy aimed at meeting the criteria of financial soundness, optimal allocation of capital and strategic matching of cash flows. In this way, it ensures the continuity of the business in the long term, an appropriate capital structure and sustained growth over time, which ultimately maximizes its value.

In 2024 the Company published a Sustainable Finance Framework, which establishes guidelines for the issuance of financial instruments aligned with leading international standards<sup>(2)</sup>. Sustainable Fitch gave a Second Party Opinion (SPO), rating the alignment of the framework as "good". This allows Empresas Copec and its subsidiaries to access funds through the placement of bonds and other sustainable financial instruments. In addition, it contemplates a diversified portfolio of 16 project categories, including both environmental and social initiatives. Among the material facts of 2024 in this area, the bond issues conducted by Empresas Copec in Chile stand out, proof of the reactivation of the local market and the confidence that the Company awakens in investors. In all transactions, favorable conditions were obtained, with some of the record rates and spreads of the year in the local market.

### → UF 1,500,000 bond

In May 2024, it issued bonds for the equivalent of approximately US\$ 59 million. Demand exceeded the amount offered by 2.7 times. The papers were structured under the AC series, with a seven-year term and a placement rate of 3.86%. The proceeds will be used 100% to refinance short and long-term liabilities of the company and its subsidiaries.

### → UF 1,200,000 bond

In June 2024, it issued a bond for approximately US\$ 48 million. Demand was more than 2.5 times the amount offered. The papers, corresponding to the AD series and maturing in nine years bullet, were placed at a rate of 3.93% and achieved a spread of 93 basis points. The total proceeds will be used to refinance short and long-term liabilities of the Company and its subsidiaries.

### → Green Bond for UF 4,000,000

In October 2024, it issued its first green bond, for an amount equal to US\$ 163 million, in two series. The first, the AH series, was for UF 3,000,000, with a 20-year term and a rate of 2.98%. The bid/offer ratio reached 1.8 and a spread of 73 basis points was achieved. The second, in the AG series, was for UF 1,000,000 and demand reached 2.3 times the bid, with a placement rate of 3.09% and a ten-year maturity. The spread for this bond was 74 basis points. Both spreads were the lowest of the year in corporate issues. The total proceeds will be used to invest an equivalent amount in energy efficiency and renewable energy projects, among others.

### → UF 2,500,000 bond

In December 2024, the Company issued 21-year AK series bonds, achieving a placement rate of 3.14% and a spread of 94 basis points. The transaction generated great interest among investors, reflected in a demand of more than 1.6 times the amount offered. The proceeds of this transaction will be used to finance investment projects of Empresas Copec and its subsidiaries.

2. They comprise the Green Bond Principles (GBP), the Social Bond Principles (SBP) and the Sustainable Bond Guidelines (SBG), published by the International Capital Market Association (ICMA); as well as the Green Loan Principles (GLP) and the Sustainable Loan Principles (SLP), published by the Loan Market Association (LMA), the Loan Syndications and Trading Association (LSTA) and the Asia Pacific Loan Market Association (APLMA).





→ **Sustainable financing of subsidiaries**

In November 2024, ARAUCO conducted a historic placement of sustainable bonds in the Chilean market for a total of UF 10,000,000. The placement rates were lower than the registration rates, reflecting the high demand for the instruments, AC Series bonds for UF 1,000,000, maturing in 2031 and an annual placement rate of 3.05%, and AE Series bonds for UF 9,000,000, maturing in 2044 and an annual placement rate of 2.89%. The company will use an equivalent amount to finance or refinance green or social projects, in accordance with the sustainable debt framework adopted by the company.

In February 2024, the subsidiary Copec obtained a US\$ 200 million green loan to finance new energy and electromobility projects. The loan was analyzed under the Green Loan Principles and certified by Valora Consultores.

**CREDIT PROFILE OF COPEC COMPANIES 2024**

NATIONAL RATINGS	INTERNATIONAL RATINGS	
→ Feller Rate: <b>AA stable</b>	→ Standard & Poor's: <b>BBB negative</b>	
→ Fitch Ratings: <b>AA negative</b>	→ Fitch Ratings: <b>BBB negative</b>	
DEBT	2024	2023
(Net financial debt / equity)	0,58	0,69

Empresas Copec is a member of the most relevant global sustainability indexes:



FTSE4Good

London Stock Exchange stock index series that evaluates companies on environmental, social and governance (ESG) issues.



A U.S. company that provides stock indexes, tools and services for the global investment community.



Member of Dow Jones Sustainability Indices  
Powered by the S&P Global CSA

Indexes that evaluate the sustainability of companies listed on the world's main stock exchanges. They are calculated and published by S&P through the Corporate Sustainability Assessment (CSA).

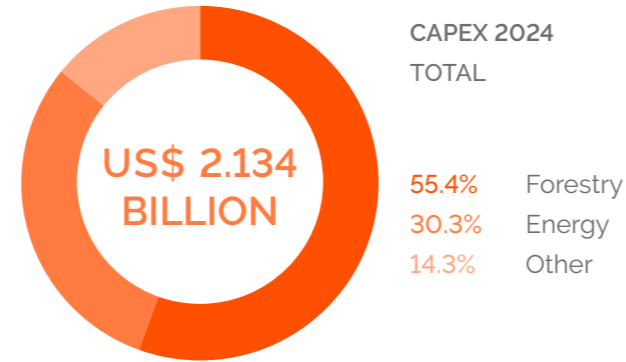


## Investment plan of Empresas Copec and its subsidiaries

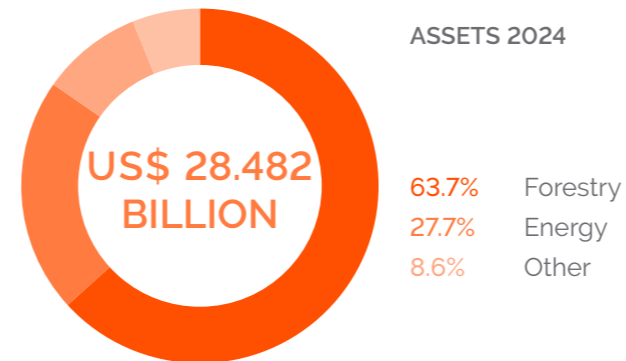
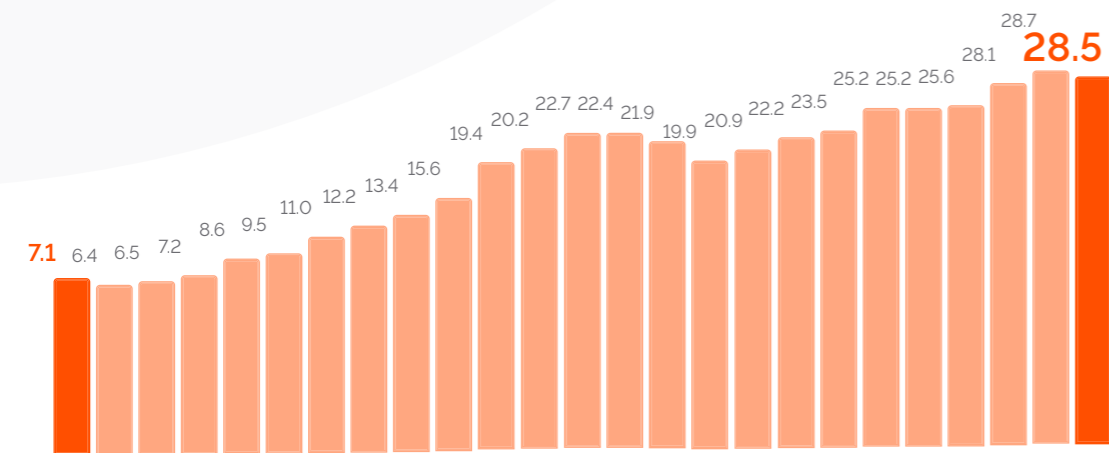
Over the past six years, the Company has implemented a successful phase of expansion to significantly increase its operational scale.

Investments in 2024 considered resources of US\$ 2.134 billion, of which 60% corresponded to the incorporation of property, plant and equipment, and 21% was allocated to disbursements to acquire affiliates and related companies.

The Base Investment Plan for 2025 commits resources of US\$ 3.014 billion to the growth and maintenance of the holding company's productive activities. The forestry sector accounts for 79.2%, 19.1% will be allocated to the energy sector, 1.1% for the food sector and 0.6% for other activities.



TOTAL ASSETS 2000-2024  
BILLIONS



'00 '01 '02 '03 '04 '05 '06 '07 '08 '09 '10 '11 '12 '13 '14 '15 '16 '17 '18 '19 '20 '21 '22 '23 '24



 **Forestry sector**

COMPANY	STRATEGIC FOCUSES	MAJOR ONGOING AND FUTURE INVESTMENT PROJECTS	ACQUISITIONS	2024 INVESTMENT US\$ 1.356 MILLION
<p><b>ARAUCO</b></p>	<p>ARAUCO follows a strategy aimed at offering a wide range of sustainable products made from wood for the paper, apparel, construction, packaging, furniture and energy industries.</p> <p>As a multinational company, it is currently seeking to diversify its production in the different markets where it operates. As such, it has proposed to invest in different lines of business in countries with competitive advantages, such as Brazil, where it will build its first pulp mill, a product that to date has been produced mainly in Chile.</p>	<p>→ <b>Sucuriú project approval (Brazil)</b></p> <p>In September 2024, ARAUCO's Board of Directors approved the construction of the company's first pulp mill in Brazil, which will be located 50 km from the city of Inocência, in the state of Mato Grosso do Sul, an area that offers logistical benefits. The US\$ 4.6 billion investment, the largest in the company's history, will allow to make progress in its geographic diversification and take advantage of the increase in demand for eucalyptus pulp. The project also has several advantages:</p> <ul style="list-style-type: none"> <li>• The company in charge of supplying the equipment is Valmet, one of the main global developers of technologies for the pulp industry, with whom an EPC<sup>(3)</sup> contract was signed. This company already has experience in Brazil.</li> <li>• The lowest cost per ton of capacity in recent pulp mill history was agreed, largely due to the unprecedented scale of the project: an annual capacity of 3.5 million tons of pulp.</li> <li>• The plant will have a highly digitalized design, with technologies that have already been incorporated into other operations globally.</li> <li>• Brazil is characterized by a wide range of subcontractors specialized in this industry. Since 2022, it has been moving forward with its environmental approvals and is currently in the earthmoving stage to prepare the area where the plant will be built starting in 2025. It is expected to start operations in the second half of 2027.</li> </ul>	<p>→ <b>New OSB <sup>(4)</sup> plant at the Trupán-Cholguán Complex (Chile)</b></p> <p>In July 2024, the start-up of an OSB product line was approved at the Trupán-Cholguán Complex in the Ñuble Region. The US\$ 100 million project will modernize parts of the MDF<sup>(5)</sup> line, incorporating new processes and equipment for the development of bare and value-added OSB boards. These products will contribute to strengthening the domestic construction industry. It will start operations in the second quarter of 2026.</p> <p>→ <b>Vikingo Plant Expansion (Mexico)</b></p> <p>Work on the expansion of the ARAUCO subsidiary's plant in Zitácuaro, Michoacán, is already more than 50% complete, with a projected completion date for the second half of 2025. The US\$ 235 million project will add 300 thousand m<sup>3</sup> of MDF production per year, half of which will be melamine, to respond to the growing demand of the furniture, construction and decoration industry in Mexico.</p> <p>→ <b>Plantation efficiency</b></p> <p>For the past two years, ARAUCO has been implementing a plan to increase its forestry efficiency, which has included setting work operated by its own personnel and the incorporation of on-line programming guided by artificial intelligence, with a significant reduction in costs.</p>	

3. Engineering, Procurement and Construction or "turnkey": contracts where a company is entrusted with the construction and start-up of a project.

4. Oriented strand board.

5. Medium density fibreboard.

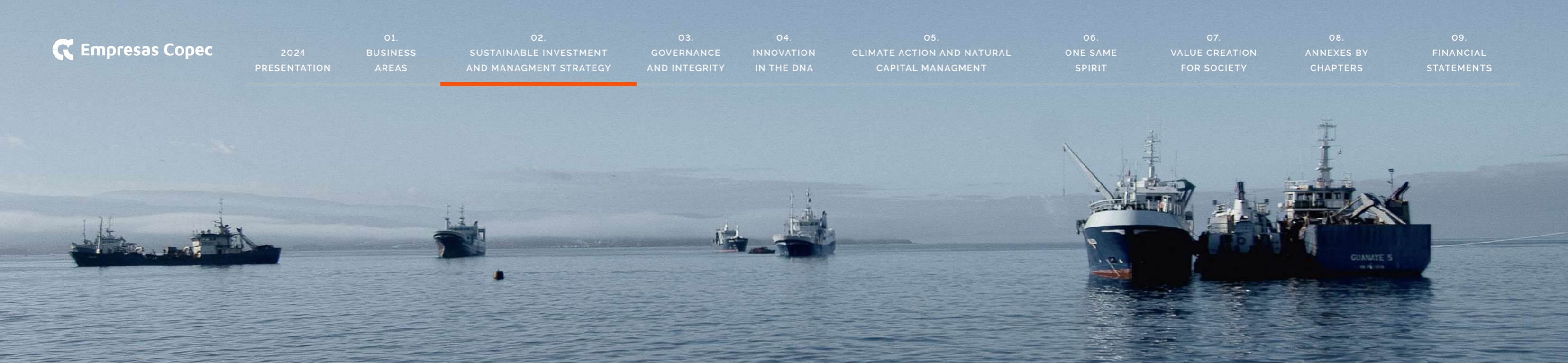


## Energy sector

COMPANY	STRATEGIC FOCUSES	MAJOR ONGOING AND FUTURE INVESTMENT PROJECTS	ACQUISITIONS	
<b>Copec</b>	<p>Copec's stated purpose is to promote the development and mobility of people, companies and the country through its traditional business of marketing liquid fuels and exploring new lines of business that allow to evolve towards an innovative offer in the areas of new energies, new convenience and new mobility.</p> <p>The traditional business continues to grow and will continue to drive the country's mobility for many years to come. At the same time, Copec has developed a strategy to take early advantage of the opportunities opened up by the energy transition. It is thus venturing into different renewable energies, electromobility and convenience options. In addition, through its corporate fund Wind Ventures, it invests in startups that offer innovative solutions for these three areas. The goal is to have the experience, knowledge and alliances needed to invest on a larger scale and become a benchmark in those technologies that will become widespread in the future, leveraged on the company's brand strength.</p>	<p>→ <b>Convenience</b></p> <p>In line with its strategy to grow in convenience stores outside the service station network, the subsidiary opened 40 Pronto independent stores during the year.</p> <p>→ <b>New business</b></p> <p>Copec made investments to increase package processing capacity at Blue Express, which reached a daily maximum of 300 thousand packages. In 2024, 40.6 million packages were distributed, 30% more than in 2023. This historic figure also responds to the fact that during the year the option of receiving and delivering packages was implemented in the vast majority of Copec stations in the country.</p>	<p>→ <b>Renewable energies<sup>(6)</sup></b></p> <p>Copec acquired Granja Solar photovoltaic farm in Tarapacá, Chile, for US\$ 91 million. This is the first investment of this type by the subsidiary, which supplies electricity from renewable sources to industrial customers that have begun their energy transition.</p> <p>→ <b>New convenience</b></p> <p>In May 2024, Copec officially acquired the national gourmet hamburger chain Streat Burger. The objective is to install locations in service stations to continue expanding its offer and encourage traffic. A pilot plan was carried out at the Copec station in San Francisco de Mostazal with very good results: the presence of Streat Burger resulted not only in high levels of sales, but also in an increase in the number of people visiting the station. During the year, three other stores were opened in high-flow stations.</p> <p>In the same vein, Copec became the exclusive representative in Chile of the New York pizza chain Sbarro. The subsidiary opened three locations in service stations in 2024.</p>	<p>2024 INVESTMENT</p> <p>US\$ 363 MILLION</p>
<b>Abastible</b>	<p>Abastible's sustained growth has led it to become one of the main distributors of liquefied gas (LPG) in Latin America. Today, its challenge is to continue growing in other markets with structures that are similar to the Chilean one.</p> <p>Abastible will continue to invest in the LPG business, convinced that it is a key fuel for the energy transition, since its chemical composition allows developing countries to reduce their CO<sub>2</sub> emissions while non-conventional renewable energies (NCRE) become widespread.</p> <p>At the same time, in 2024, it created the subsidiary AbastibleTec, focused on offering renewable energy solutions.</p>	<p>→ <b>Supply</b></p> <p>Approximately two years ago, Abastible began importing gas directly from the United States. Imports increased from 147,000 tons per year to more than 800,000 tons in 2024, which were then distributed mainly in Chile and Peru, as well as Colombia and Ecuador.</p> <p>These new capacities require facilities to store liquefied gas. Abastible has invested in this kind of assets in Hualpén (Chile), Callao (Peru) and recently began building new import infrastructure in Cartagena de Indias (Colombia), an investment of US\$ 60 million. It also has a long-term contract with Gasmar.</p>	<p>→ <b>Purchase of Gasib (Spain and Portugal)</b></p> <p>After acquiring the liquefied gas operations of the Spanish Repsol in Ecuador and Peru in 2017, with very good results to date, in 2024 Abastible decided to invest in the European market. Specifically, it purchased the liquefied gas business of Spanish Cepsa in the Iberian Peninsula (Spain and Portugal), with an investment of approximately €275 million. Abastible believes that there is great potential to add value to these operations. In addition, the purchase opens the doors to two markets that are similar to Chile in terms of culture and distribution of LPG, but much more advanced in the energy transition, so it is expected to obtain important lessons and good practices applicable in Latin America.</p> <p>There is also the opportunity to add the services of AbastibleTec and continue growing in supply through Cepsa (which changed its name to Moeve), with which it signed a long-term contract for the supply of liquefied gas.</p> <p>Cepsa currently sells about 275 thousand tons of GL in Spain and Portugal, approximately half of Abastible's sales in Chile.</p>	<p>US\$ 361 MILLION</p>

6. More technical details are provided in the "Pathway to decarbonization" section of Chapter 5 of this report.





 Food sector

COMPANY	STRATEGIC FOCUSES	MAIN ONGOING AND FUTURE INVESTMENT PROJECTS	ACQUISITIONS
<p><b>Nutrisco</b></p>	<p>Nutrisco was created in response to the need to renew the fishing industry, which in the last 15 years has been impacted worldwide by the decrease in biomass and more restrictive regulations. In this scenario, Nutrisco's new approach proposes vertical growth, i.e., covering more links in the food chain, producing products with greater added value. It is also open to horizontal expansion into products other than seafood, which will generate synergies with the company's commercial activity and take advantage of the distribution channels already used by brands such as San José. Another crucial focus of its strategy is to privilege human consumption, with products that meet the food needs of people now and in the future.</p> <p>These guidelines have materialized in the acquisitions of Valle Frio, to develop the frozen fruit business; Flip, to enter the snacks market; and Fiordosur, which added premium marine products for export.</p>	<p>→ <b>New fishing boat</b></p> <p>The Seafood segment purchased a new jack mackerel fishing vessel for US\$ 22 million, increasing its fleet to seven vessels. This is the first purchase of this type since 1998 and responds to the growth in the jack mackerel fishing quota, as well as the intention to expand the supply of seafood products for human consumption. The vessel increased jack mackerel fishing capacity to 300,000 tons, is more efficient in the use of oil, has better standards of habitability and better treatment of the fish on board to preserve it in good condition for human consumption.</p> <p>→ <b>Increased freezing capacity</b></p> <p>In 2024 Nutrisco increased its jack mackerel freezing capacity from 50,000 to 70,000 tons (a figure that will double in 2025), with the construction of a new freezing plant in Coronel that has two freezing tunnels with carton freezer technology, which allows it to freeze already packaged products much more efficiently. The investment totaled US\$ 70 million.</p>	<p>→ <b>New acquisition in the United States</b></p> <p>Nutrisco acquired in 2024 80% of the U.S. brand LiveMore Superfoods, based in California, famous for its innovative blends of frozen organic fruits and vegetables for nutrient-rich smoothies. Consequently, LiveMore is part of the functional food trend, which has great commercial projection. Prior to the acquisition, Valle Frio, a subsidiary of Nutrisco, was already its exclusive fruit supplier.</p> <p>→ <b>Opening in Spain</b></p> <p>The company opened Nutrisco Europe in the town of Vigo, a strategic location for its commercial development on that continent.</p>

2024 INVESTMENT  
US\$ 34 MILLION



Photo | Mina Justa Operations, San Juan de Marcona, Peru

## Mina Justa

### Example of the corporate sustainable investment model

Mining is a business that requires a long-term vision. Not only because it requires years of development and efforts to obtain profits, but also because the success of mining companies depends on good investment decisions. Empresas Copec had this perspective when it entered mining through its subsidiary Alxar Internacional.

It had already made the strategic decision to participate in medium copper mining, where there is less competition, being off the radar of the large mining companies and out of the reach of small producers. But it also had to find a good asset, which not only implies a deposit with a high percentage of copper, but also with a cost-competitive extraction. In addition to this, a critical requirement was the location: it had to be favorable from a logistical point of view, in an area where it is possible to obtain water supply and where there is a good relationship with the communities. And, last but not least, it was important to find an experienced partner who shared the same values and vision for the future.

After about eight years of searching, Empresas Copec found the right opportunity in the district of San Juan de Marcona, department of Ica, Peru. Its location is strategic according to several criteria: it is close to the sea, which facilitates water supply —the site uses only seawater, partly desalinated and partly non-desalinated—; the nearest town has a long mining tradition, so its inhabitants have a mostly positive opinion of the mine (over 90%); and the area is not very rugged, an ideal context for the tailings deposit. In addition, the company has partnered with Minsur, a Peruvian mining company with more than half a century of local and international experience, which belongs to

the Breca Group, a business conglomerate in the same country with high environmental and safety standards.

All of the above was achieved at Mina Justa, an open-pit deposit with an average production of 100,000 tons of copper concentrate and 34,000 tons of copper cathodes, and a useful life of 16 years that could be extended.

In 2024, the Justa Subterránea project continued to make progress, and, if completed, it would mean the construction of an underground mine below the current pit. This increases Mina Justa's total reserves by 500,000 tons of fine copper, while improving its production profile and extending its useful life. The company is currently working on the engineering and permitting process. If all the necessary conditions are met, production could start in 2028.

In addition, explorations carried out in the same district, whose mining property is owned by Marcobre (the Alxar and Minsur partnership), point to the possibility of other exploitable deposits.

In parallel, Alxar continues to seek new opportunities in copper mining and other minerals in countries such as Chile, Peru, Brazil, the United States and Canada, with the same diligence and strategy of allying with a local partner that knows the particularities of each market.

In the future, and considering that one of the multiple challenges of climate change and the energy transition are critical materials, including copper, Empresas Copec will continue to exploit opportunities in this industry, considering factors such as the scale of the projects, the natural competitiveness of the sites and the jurisdictions that provide certainty regarding the sustainability of the business, as well as the conditions that allow the project to improve by combining it with the Company's capabilities.





Photo | Medellín, Colombia

## Divestments

Empresas Copec promotes the sale of assets in its portfolio when it identifies that they can increase their value in other hands, and also as an active way to generate value and achieve a more efficient allocation of capital.

In 2024, ARAUCO completed the sale of forest plantations it owned in the state of Paraná, which made it possible to leverage part of the capital for the Sucuriú project. The buyer was Klabin, a pulp producer with processing centers close to the transferred assets. The transaction responds mainly to ARAUCO's decision to concentrate the development of forestry plantations in Mato Grosso do Sul, where it will build a pulp mill. In Paraná, it will continue to produce panels, which is possible thanks to the large timber market in that state.

On the other hand, making Empresas Copec's new purpose a reality implies the gradual and long-term abandonment of certain businesses, which is part of the evolution of the industries

in which the Company participates, in response to processes such as the energy transition. The subsidiary Copec has set itself the goal that, by 2050, most of its EBITDA will come from the commercialization of renewable energies and activities other than the distribution of fossil fuels, for which it is already transforming itself. This accelerated, among other reasons, for example, the sale of Mapco in the United States in 2023, a sign of the reformulation of the company's investment portfolio. In addition to this, there are also the announcements of the sale of the Sonacol, Metrogas and Agesa businesses.

In this context, during 2024 Terpel agreed to sell its subsidiary in Ecuador, dedicated to the service stations and convenience stores business, and in Peru, corresponding to the operation of service stations for the sale of liquid fuels and natural gas vehicles. Terpel will continue to distribute lubricants in both countries, among other businesses. In this way, the Company and its subsidiaries focus on the largest scale businesses, where there is the capacity to lead the industry.

### RECENT DIVESTMENTS (2019 - 2024)

<b>Mapco</b> US\$ 745 million	<b>Terpel Peru and Ecuador</b> US\$ 64 million <sup>(7)</sup>	<b>Gasmar</b> US\$ 118 million
<b>Forest plantations in Brazil</b> US\$ 1.168 million	<b>Forest plantations in Chile</b> US\$ 386 million	<b>Ports and logistics</b> US\$ 117 million

### STRATEGIC ALIGNMENT WITH CORPORATE PURPOSE

**US\$ 2.024 billion**  
in investments in the *non fuels* business

**US\$ 1.203 billion**  
In divestments in fossil fuel businesses<sup>(8)</sup>

7. Value subject to customary adjustments for this type of transaction. Completion of the transaction is subject to approval by the authorities and will materialize in 2025.

8. Includes Sonacol and Terpel Peru and Ecuador, which are classified as assets available for sale at book value in the financial statements. The sale of the Terpel business will be executed in 2025.





# Trust

Trust is the foundation of any lasting, solid and meaningful relationship. Building it implies acting with integrity, transparency and consistency, demonstrating that our actions back up what we say. It is a bond that is strengthened over time and that must be nurtured through mutual respect and the fulfillment of commitments. It fosters dialogue, generates stability and promotes collaboration in pursuit of a common purpose. Trust connects people, ideas and possible futures, allowing us to move confidently toward a shared horizon.

# 03. Governance and integrity

Ownership structure	p.86
Governance framework	p.87
Corporate governance policies and manuals	p.88
Corporate structure and governance	p.89
Risk management	p.102
Ethics and integrity	p.106
Free competition	p.107
Offense Prevention Model	p.108
Investor relations	p.109
Sustainability	p.110
Tax management	p.111
Information security management and cybersecurity	p.113



# Ownership structure

NCG 461 (2.3.1 / 2.3.4.I / 2.3.4.II / 2.3.4.III)

Empresas Copec is a publicly traded corporation subject to the supervision of the Financial Market Commission (CMF, for its acronym in English). The company is controlled by AntarChile, a publicly traded corporation registered in the Securities Registry, which is also supervised by the CMF.

As of December 31, 2024, Empresas Copec had 6,166 shareholders and 1,299,853,848 common shares, all of the same value. The percentage of the company that was not in the hands of the controller was 39.18%

[➔ Read more: Empresas Copec and its shareholders.](#)

## OWNERSHIP STRUCTURE AS OF DECEMBER 31, 2024

**10.15%**

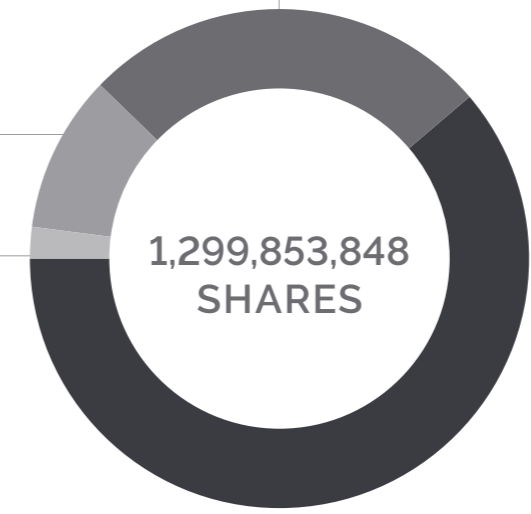
Pension funds

- 2.78% AFP Habitat
- 2.04% AFP Provida
- 1.90% AFP Cuprum
- 1.77% AFP Capital
- 1.66% Others

**27.06%**

Other legal entities

- 2.40% Banco de Chile on behalf of State Street
- 2.29% Forestal y Pesquera Callaqui S.A.
- 2.26% Viecal S.A.
- 2.10% Banco Santander - JP Morgan
- 1.95% Banchile Corredores de Bolsa S.A.
- 1.69% Minera Valparaiso S.A.
- 1.52% Banco de Chile on behalf of third parties
- 12.85% Others



**1.97%**

Individuals

**60.82%**

AntarChile

Indicator verified by Deloitte. For more information see section "External verification" in chapter 8.

# | Governance framework


[↔ See more: Principles of Corporate Governance.](#)

Empresas Copec has a series of standards, practices and procedures to ensure the proper and efficient functioning of the Board of Directors.

These corporate governance principles seek to ensure that its management and investment practices consider economic, social and environmental aspects, translating into contributions that go beyond direct economic benefit and regulatory compliance. They also promote transparency and truthfulness in the information communicated to the market, the equitable treatment of all shareholders, the correct allocation of responsibilities within the Company and the transversal integration of sustainability and innovation in the business strategy. In this way, the company aims for its actions to

generate social value and care for people, the environment and the integrity of corporate operations.

The Company complies with high standards of corporate governance and with applicable Chilean corporate governance regulations. To date, the Company has not adopted the good corporate governance practices emanating from a standard or code published by a national or foreign public or private body. The subsidiaries, meanwhile, have adopted similar principles, which respond to a permanent concern for creating value in a sustainable manner and carrying out a reflective and informed decision-making process, with a clear long-term vision and commitment to social, human and economic development.



# Corporate policies and manuals for governance

Empresas Copec has different corporate policies, procedures and manuals to disseminate the principles and values that govern it, as well as to ensure compliance with laws and self-regulation standards.

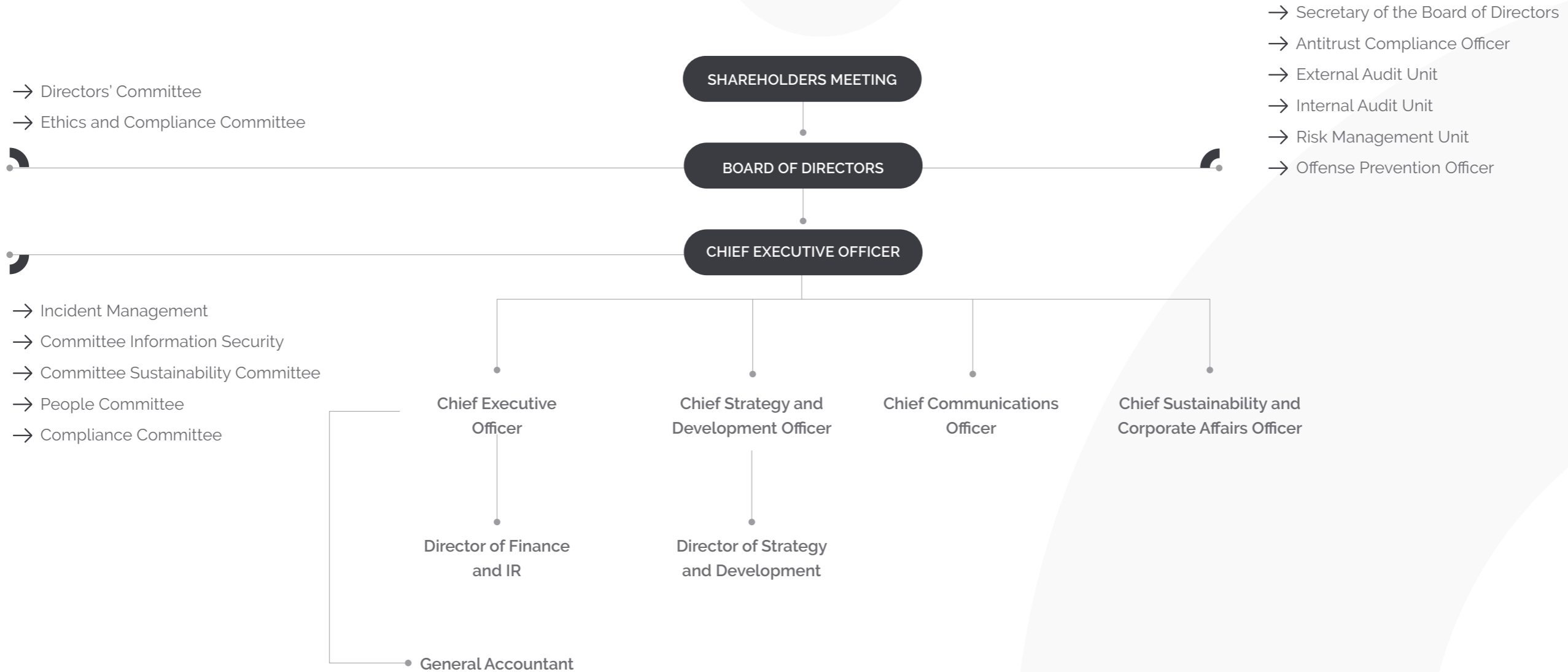
In 2024, the Habituality Policy was approved. In addition, during this period, the Board of Directors agreed on modifications to the Code of Ethics, the Conflict of Interest Management Policy, the Offense Prevention Policy and the Whistleblower and Consultation Channel Procedure.

PILLARS OF THE SUSTAINABLE MANAGEMENT AND INVESTMENT MODEL	NAME OF THE DOCUMENTS
<b>Sustainability and innovation at the core</b>	<ul style="list-style-type: none"> <li>• Sustainability Policy</li> </ul>
<b>Governance and integrity</b>	<ul style="list-style-type: none"> <li>• Code of Ethics</li> <li>• Manual for handling Information of Interest to the Market Financing Policy</li> <li>• Integrated Risk Management Policy<sup>(1)</sup></li> <li>• Habituality Policy</li> <li>• Conflict of Interest Management Policy</li> <li>• Offense Prevention Policy</li> <li>• Policy on Relations with Public Officers Occupational Health and Safety Policy</li> <li>• General Information Security Policy</li> <li>• General Tax Policy</li> <li>• Antitrust Policy and Manual</li> <li>• Complaints and Consultation Channel Procedure</li> </ul>
<b>Value creation for society</b>	<ul style="list-style-type: none"> <li>• Diversity, Inclusion and Respect for the Person Policy</li> <li>• Community Contribution Policy</li> <li>• Human Rights Policy</li> <li>• Supplier Code of Conduct</li> </ul>

1. For further details, see section "Risk management".



# Corporate governance structure



## Board of Directors

NCG 461 (3.2.I / 3.3.II) 

### José Tomás Guzmán

*Director*  
Lawyer  
6.228.614-8  
Chilean  
Since April 24, 2024

### Roberto Angelini

*Chairman*  
Civil Industrial Engineer  
5.625.652-0  
Chilean  
Since April 29, 1986

### Karin Jürgensen\*

*Director*  
Commercial Engineer  
7.368.458-7  
Chilean  
Since April 28, 2021

### Juan Edgardo Goldenberg\*

*Director*  
Lawyer  
6.926.134-5  
Chilean  
Since April 27, 2005

### Francisco León

*Director*  
Civil Engineer  
6.655.380-9  
Chilean  
Since April 25, 2018

### Maurizio Angelini

*Director*  
Architect  
13.232.559-6  
Chilean  
Since April 28, 2021

### Andrés Lehuedé

*Director*  
Commercial Engineer  
7.617.723-6  
Chilean  
Since April 25, 2018




### Marcela Achurra\*

*Director*  
Lawyer  
9.842.299-4  
Chilean  
Since April 28, 2021

### Jorge Andueza

*Vice-Chairman*  
Civil Engineer  
5.038.906-5  
Chilean  
Since April 27, 2011

\* Members of the Directors' Committee

 [Read biographies](#)


 Indicator verified by Deloitte. For more information see section "External verification" in chapter 8.

Photo | Empresas Copec corporate building, Santiago, Chile

## Role of the Board of Directors


GRI (2-12)

The highest body in charge of the Company's management is the Board of Directors, composed of nine regular members elected by the Shareholders' Meeting. The Company must appoint at least one independent director and the Directors' Committee referred to in Article 50 bis of Law N° 18,046.

Empresas Copec's bylaws define the meetings of the Board of Directors as ordinary and extraordinary. The former will be held on the dates and at the times predetermined by the Board itself and will not require special notice. The latter shall be held when specially called by the Chairman, either by himself or at the indication of one or more directors, after the Chairman has qualified the need for the meeting, unless the meeting is requested by an absolute majority of the Directors, in which case the meeting shall be held without prior qualification. The Board of Directors shall hold ordinary meetings at least once a month. Notice for extraordinary meetings shall be given by registered letter sent to each of the Directors at least three days prior to the meeting, which period may be reduced to 24 hours prior to the meeting if the letter is delivered personally to the Director by a Public Notary. The summons to an extraordinary meeting shall contain a reference to the matter to be discussed therein and may be omitted if the meeting is attended by the unanimous majority of the Company's Directors.

The Board of Directors has the following powers and duties:

- **Represent** the Company judicially and extrajudicially for the fulfillment of its corporate purpose.
- **Appoint** and remove the CEO, chief officers and heads of the different departments and facilities of the Company.
- **Supervise** conduct of the CEO and executives, suspend them, dismiss them and set their duties and remuneration.
- **Establish** offices, agencies or branches in any marketplace, in or outside the country, and to suspend or suppress them when it deems it convenient.
- **Present** to the Ordinary Meetings a balance sheet, inventory and report on the corporate operations of each year, and to propose to the Meeting the distribution of profits and dividends among shareholders.
- **Issue** the internal regulations needed for the proper functioning of the company.
- **Inspect** corporate operations and ensure the exact fulfillment of the contracts entered into.
- **Call** Ordinary and Extraordinary Shareholders' Meetings.
- Any other functions conferred by law or other provisions of the bylaws and, in general, to resolve cases not provided for therein.



## Other relevant information from the Board of Directors

NCG 461 (3.2.IV / 3.3.II)

NAME	POSITION	INDEPENDENCE			PARTICIPATION ON OTHER BOARDS OF DIRECTORS OF PUBLICLY TRADED COMPANIES	DIRECTORS' EXPERIENCE													
		Under the Law N° 18.046	Under S&P criteria	AVERAGE ANNUAL ATTENDANCE <sup>(2)</sup>		Mergers and acquisitions	Riesgos	Antitrust	Tax	Finance	Corporate Governance	Urbanism	Community Relationship	Compliance	Asset Management	Conflict resolution	Strategy		
Roberto Angelini	Chairman			94%	→ AntarChile S.A. → Inversiones Nutravalor S.A. → Inversiones Siemel S.A.	•	•					•							•
Jorge Andueza	Vice-Chairman			94%	→ AntarChile S.A. → Inversiones Nutravalor S.A. → Inversiones Siemel S.A.	•	•					•							•
Marcela Achurra	Director and member of the Directors' Committee	•	•	100%		•		•				•						•	•
Maurizio Angelini	Director			94%	→ AntarChile S.A.									•	•				
Juan Edgardo Goldenberg	Director and member of the Directors' Committee		•	100%	→ AntarChile S.A. → Banco de Crédito e Inversiones	•		•	•			•					•	•	
José Tomás Guzmán	Director			100%	→ Inversiones Siemel S.A.	•	•	•	•			•					•	•	•
Karin Jürgensen	Director and member of the Directors' Committee		•	100%								•							•
Andrés Lehuedé	Director		•	89%			•			•								•	
Francisco León	Director		•	100%	→ Paz Corp S.A.	•	•			•	•								•

⇨ [Leer más: Directorio en cifras](#)

2. According to the Company's Bylaws, Board meetings are constituted with a minimum attendance of five members.

Indicator verified by Deloitte. For more information see section "External verification" in chapter 8.



## Compensation of the Board of Directors

NCG 461 (3.2.II / 3.2.XIII / 3.3.II)

GRI (2-19 / 2-20)

In 2024, the members of the Board of Directors received a fixed monthly compensation of 300 UF for the directors, 600 UF for the vice-chairman and 900 UF for the chairman, amounts approved at the Annual Ordinary Shareholders' Meeting, in accordance with the provisions of Article 33 of Law N° 18,046. These compensations do not consider a variable proportion

and none of its members received any other type of bonuses or compensation for their duties as directors. There is no salary gap by gender.


During fiscal years 2023 and 2024, the members of the Board of Directors and participants of the Directors' Committee received compensation as detailed in the following table:

NAME	2024		2023	
	BOARD	COMMITTEE OF DIRECTORS	BOARD	COMMITTEE OF DIRECTORS
Roberto Angelini	US\$ 430,157	-	US\$ 464,434	-
Jorge Andueza	US\$ 286,771	-	US\$ 309,623	-
Marcela Achurra	US\$ 143,386	US\$ 47,795	US\$ 154,811	US\$ 51,604
Maurizio Angelini	US\$ 143,386	-	US\$ 154,811	-
Manuel Bezanilla <sup>(3)</sup>	US\$ 46,753	-	US\$ 154,811	-
Juan Edgardo Goldenberg	US\$ 143,386	US\$ 47,795	US\$ 154,811	US\$ 51,604
José Tomás Guzmán <sup>(4)</sup>	US\$ 96,633	-	US\$ 154,811	-
Karin Jürgensen	US\$ 143,386	US\$ 47,795	US\$ 154,811	US\$ 51,604
Andrés Lehuedé	US\$ 143,386	-	US\$ 154,811	-
Francisco León	US\$ 143,386	-	US\$ 154,811	-

3. In the position of director until April 2024.

4. Appointed as director in April 2024.

Indicator verified by Deloitte. For more information see section "External verification" in chapter 8.



## Directors' Committees

NCG 461 (3.3.I / 3.3.II / 3.3.VII)

GRI (2-13)

	DIRECTORS' COMMITTEE <sup>(5)</sup>	ETHICS AND COMPLIANCE COMMITTEE
<b>Members</b>	<p><b>Marcela Achurra</b> (Committee Chairman and Director)</p> <p><b>Karin Jürgensen</b> (director)</p> <p><b>Juan Edgardo Goldenberg</b> (director)</p>	<p><b>Juan Edgardo Goldenberg</b> (director)</p> <p><b>José Tomás Guzmán</b> (director)</p> <p><b>Eduardo Navarro</b> (CEO)</p>
<b>Designated by</b>	<p>→ It is made up of three members, in accordance with Article 50 bis of Law N° 18,046. One of them is the independent director of Empresas Copec appoints the other members of the committee.</p> <p>→ Its current members were appointed at the Board meeting held on April 25, 2024.</p>	<p>→ Elected by the Board of Directors and ratified in their positions at the Board meeting held on May 30, 2024.</p>
<b>Description and responsibilities</b>	<p>→ It is in charge of examining the reports submitted by the external auditors, the quarterly financial statements, the remuneration systems and compensation plans for C-level executives, senior managers and employees. It is also responsible for examining the background information related to the operations referred to in Title XVI of Law N° 18,046 on Corporations, issuing the corresponding reports. In addition, it proposes to the Board of Directors the names of external auditors and private risk raters, if applicable, to be suggested to the respective Shareholders' Meeting. It also proposes to the Board of Directors a general policy for handling conflicts of interest, and makes decisions regarding the general customary policies established in accordance with the provisions of the second paragraph of Article 147 of Law N° 18,046.</p> <p>→ The committee reports to the Board of Directors at the following meeting. In addition, it prepares an annual management report, which includes its main recommendations to the shareholders.</p> <p>→ During 2024, each member of the Directors' Committee received a monthly compensation of UF 100 and the total budget amounted to UF 5,000. Both amounts were approved at the Annual Ordinary Shareholders' Meeting, as established in Article 50 bis of Law N° 18,046.</p> <p>→ In total, the committee paid US\$ 143,385 in compensation to its members and did not incur expenses in accordance with the approved budget. None of its members received any other type of bonuses or compensation for their duties on this committee.</p> <p>→ The committee follows the guidelines of the Policy for Hiring Advisors to the Board of Directors, mentioned in the Corporate Governance Procedures section of this document.</p>	<p>→ Its role is to advise on ethics matters; to define and promote the values and conducts that are encouraged in the Code of Ethics; to propose updates and amendments to such code to the Board of Directors; and to support the Offense Prevention Officer in the different control activities carried out, mainly in the process of identifying and analyzing complaints that apply to the Prevention Model, determining investigations and the possible application of sanctions.</p> <p>→ Reports to the Board of Directors of Empresas Copec whenever it deems necessary.</p> <p>→ The members of the Ethics and Compliance Committee do not receive additional compensation for their role on the committee.</p>
<b>Meetings in 2024</b>	9	1

5. Annual Management Report of the Directors' Committee is available on page 252.

Indicator verified by Deloitte. For more information see section "External verification" in chapter 8.




## Frequency of presentation of corporate governance components to the Board of Directors and Directors' Committee

NCG 461 (3.2.VI / 3.3.VI) 

COMPONENTS OF CORPORATE GOVERNANCE	2024	
	BOARD OF DIRECTORS	DIRECTORS' COMMITTEE
Chief Financial Office	11	9
Strategy and Development Office	2	0
Sustainability and Corporate Affairs Office	1	0
Antitrust Compliance Officer	1	0
Offense Prevention Officer	2	0
External Audit Unit	3	4
Internal Audit Unit	2	2
Risk Management Unit	2	2

 Indicator verified by Deloitte. For more information see section "External verification" in chapter 8.



# Corporate Governance Procedures

NCG 461 (3.2.V / 3.2.VIII)

GRI (2-17 / 2-20)

The Company has a number of practices and procedures in place to ensure the proper and efficient functioning of the Board of Directors.

NAME	REVIEW	DOCUMENT NAME	REVIEW
<b>Directors Induction Procedure</b>	<p>→The objective of this program is for them to learn and understand the company's mission, vision, values, purpose, strategic objectives, business, risks, policies, procedures, main accounting criteria, applicable legal framework and relevant stakeholders, among other aspects. It also requires new directors to visit the facilities of the main subsidiaries.</p> <p>→During 2024, as part of the induction program, Karin Jürgensen Elbo, Marcela Achurra González, Francisco León Délano, Juan Edgardo Goldenberg Peñafiel and Maurizio Angelini Amadori, together with the secretary of the Board of Directors, Dolores Ugarte Pérez, visited Line 3 of the Arauco complex (MAPA Project) and Horcones nurseries in the Biobio Region.</p>	<b>Training procedure for the Board of Directors</b>	<p>→ It establishes that directors are required, at least once a year, to update their knowledge of best corporate governance practices; main local and international progress in inclusion, diversity and sustainability reporting; risk management; conflicts of interest; and national and international jurisprudence on duties of care, confidentiality, loyalty, diligence and information, among other matters.</p> <p>→During 2024, the members of the Board of Directors attended the following update sessions:</p> <ul style="list-style-type: none"> <li>• Greenwashing and responsibility in corporate communication</li> <li>• The company facing an exponential change</li> <li>• New labor regulations in Chile and their impact on companies</li> <li>• How do we prepare ourselves to lead in the AI era?</li> <li>• Updates on Free Competition and new economic crimes</li> </ul>
<b>Policy for hiring advisors to the Board of Directors</b>	<p>→ It defines that the Board of Directors may hire advisors in accounting, economic, tax, financial, investment, legal matters or on those it deems it advisable to obtain the opinion of an expert. For this purpose, any director may propose the hiring of advisors, which shall be evaluated based on technical and suitability aspects, and approved or rejected by a simple majority.</p> <p>→ The Board of Directors hired the services of PwC to audit the Company's financial statements for the 2024 period, after this appointment was approved by the Shareholders' Meeting.</p> <p>→ From time to time, these contracts are subject to an exhaustive bidding process in which the main companies in the field participate. The proposals are evaluated in more than 70 dimensions, which consider technical and economic aspects, sanctions and restrictions.</p> <p>→ The amounts disbursed on these services are in line with the Company's budget and are not published, with the sole purpose of not influencing future bidding processes.</p>	<b>Directors application policy and procedure</b>	<p>→ Indicates the deadlines and information required for any natural person who is a free administrator of his/her assets to apply for the position of director of Empresas Copec.</p> <p>→ There are no organizational, social or cultural barriers for board candidates. There are also no requirements regarding skills, qualifications, experience, visions and maximum limits of participation in other boards of directors in order to be eligible for election. Prior to the corresponding vote, the Company publishes on its website information regarding the experience and profession of all candidates, so that shareholders can vote in an informed basis.</p>



NAME	REVIEW	DOCUMENT NAME	REVIEW
<b>Manual for the analysis and evaluation of information of interest to the market.</b>	<p>→ It defines the mechanisms to facilitate the analysis, detection and evaluation of the sufficiency, timeliness, relevance and ease of understanding of the information provided by the Company to the market. The Board of Directors, on a monthly basis, reviews the sufficiency, timeliness, relevance and ease of understanding of the information disclosed to the market.</p> <p>→ For the time being, the services of external advisors have not been hired to carry out these analyses.</p>	<b>Replacement procedure for the CEO and senior executives</b>	→ It outlines the operating mechanism in the event of absence, resignation, replacement or other circumstances of removal of the chief executive officer and/or senior executives.
<b>Information Systems for Directors</b>	→ The Board of Directors has a technological platform to store and back up the minutes, summons and documents of each of the meetings for the past ten years, allowing its members to access them securely, remotely and at all times. They also have access to the documents of a new meeting days before it is held and to its final minutes. In addition, the Board of Directors uses an online technological system that enables the digital and encrypted signature of these documents.	<b>Self-evaluation procedure</b>	→ The Board of Directors permanently evaluates the collective and individual performance of its members, as well as the performance of its committees, in search of continuous improvement. This self-evaluation is not carried out through a formal procedure. The constant self-assessment includes the detection of areas in which its members can be trained for continuous updating of knowledge (explained in the section "Training procedure for the Board of Directors" on page 92) and the detection of possible barriers that could be inhibiting adequate diversity, among other aspects. So far, the Board does not consider the possible hiring of an external expert for the evaluation of its performance and functioning.
<b>Compensation, severance pay and incentive policy for managers and senior executives</b>	<p>→ This document sets out guidelines for aligning the compensation of senior executives with the Company's management quality and priorities.</p> <p>→ The salary structures and compensation and indemnity policies of the Chief Executive Officer and other key executives are not approved by the Shareholders' Meeting and are not considered for disclosure to the general public. The CEO's compensation is defined by the Chairman of the Board of Directors, who annually evaluates the fixed base and defines the variable portion. The latter is voluntary and is determined based on market aspects, financial performance, team leadership, achievements, conflict resolution and mergers and acquisitions, among other factors.</p> <p>→ In addition, once a year, the CEO presents to the Directors' Committee the compensation systems of the senior executives and their variations compared to the previous year, together with a summary showing the percentile in which each executive is located according to their total compensation and that of the market. In this regard, these payments are reviewed considering the market benchmark and individual performance. In addition, the Company has a policy that variable compensation should not exceed 50% of total compensation. There are no stock incentives or bonuses.</p>	<b>Procedure for participation in Shareholders' Meetings</b>	<p>→ Since 2020, the Company has a mechanism for shareholders to participate, vote and observe in real time what happens in the meetings remotely through an access link. Likewise, the resolutions adopted are published on the Empresas Copec website with a time lag of less than five minutes for the general public.</p> <p><b>Shareholder and directors' committee comments</b></p> <p>→ Between January 1 and December 31, 2024, Empresas Copec S.A. did not receive any comments from the Directors' Committee or from shareholders owning or representing 10% or more of the issued voting shares, in accordance with the provisions of Articles 74 of Law N° 18,046 on Corporations and 136 of the Corporations Regulations.</p>

# Management

NCG 461 (3.4.I) 



**Eduardo Navarro**  
*Chief Executive Officer*  
Commercial Engineer  
10.365.719-9  
Chilean  
Since October 1, 2003

**María Dolores Ugarte**  
*Secretary of the Board of Directors*  
Lawyer  
16.094.675-K  
Chilean  
Since April 25, 2024

**Rodrigo Huidobro**  
*Chief Financial Officer*  
Civil Industrial Engineer  
10.181.179-4  
Chilean  
Since August 16, 2004

**Jorge Ferrando**  
*Chief Strategy and Development Officer*  
Civil Industrial Engineer  
12.059.564-4  
Chilean  
Since August 16, 2004



**Francisca Riveros**

*Chief Communications Officer*  
Journalist  
13.635.013-7  
Chilean  
Since July 6, 2023

**Marianne Haramoto**

*Chief Sustainability and Corporate Affairs Officer*  
Commercial Engineer  
14.165.842-5  
Chilean  
Since October 25, 2024

**Cristián Palacios**

*Director of Finance and Investor Relations*  
Commercial Engineer  
13.234.980-0  
Chilean  
Since August 1, 2017

**Sebastián Dittborn**

*Director of Strategy and Development*  
Civil Engineer  
13.472.228-2  
Chilean  
Since June 3, 2019

**Ricardo Vargas**

*General Accountant*  
Accountant Auditor  
8.547.497-9  
Chilean  
Since January 31, 2005





## Management's role

NCG 461 (3.4.II)

GRI (2-19)

The Company's Management is responsible for planning, organizing and managing the actions and resources necessary to achieve the objectives and execute the agreements established by the Board of Directors.

This responsibility is led by the Chief Executive Officer, who is appointed by the highest governance body. There are annual goals associated with the Company's economic, environmental and social performance, which progress is presented to the Board of Directors on a monthly basis. Senior executives may participate in these presentations in order to discuss the different topics in greater depth.

Discretionary compensation and bonuses received by the Company's executives during 2024 amounted to ThUS\$ 3,489 (ThUS\$ 3,095 in 2023). On average, they received variable compensation equivalent to 39.7% of remuneration in their currency of payment (29.3% in 2023). Bonuses are voluntary and are determined based on market aspects, financial performance, team leadership, achievement of milestones, conflict resolution and mergers and acquisitions (M&A), among other criteria. They are not paid as stock options on Empresas Copec shares.

It should be noted that Empresas Copec has a Crisis Committee, made up of its senior executives, which has the capacity to mobilize immediately in unforeseen situations that may affect the interests of the Company, its reputation, its performance and/or its stakeholders. This committee, established in 2020, plays a key role in contingency management and strategic decision-making in crisis scenarios.

In line with its commitment to operational continuity, the Company recently updated its Crisis Manual, which sets out clear action protocols, assigns responsibilities and communication mechanisms to guarantee an effective response to critical events.

[↔ Read more: Management in figures](#)



## Management Committees

GRI (2-13)

	INFORMATION SECURITY COMMITTEE	INCIDENT MANAGEMENT COMMITTEE	
<b>Members</b>	<p><b>Camilo Catalán</b> (Head of Risk Management and Internal Control)</p> <p><b>Jorge Ferrando</b> (Chief Strategy and Development Officer)</p> <p><b>Marianne Haramoto</b> (Chief Sustainability and Corporate Affairs Officer)</p> <p><b>Rodrigo Huidobro</b> (Chief Financial Officer)</p> <p><b>Hernán Villagrán</b> (Information Security Officer)</p>	<p><b>Eduardo Navarro</b> (Chief Executive Officer)</p> <p><b>Francisca Riveros</b> (Chief Communications Officer)</p> <p><b>María Dolores Ugarte</b> (Board Secretary)</p> <p><b>Rodolfo Urrea</b> (Red to Green CEO)</p> <p><b>Carlos Vera</b> (Corporate CISO)</p> <p><b>Hernán Villagrán</b> (Information Security Officer)</p>	
<b>Designated by</b>	→ Chief Executive Officer	→ Board of Directors	
<b>Description and responsibilities</b>	→ Responsible for implementing the policies, standards and procedures set out in the Information Security Model and ensuring compliance with them.	→ It addresses security incidents, from prevention to containment and recovery, addressing aspects related to technology, legal, communication and operational continuity, thanks to its multidisciplinary team.	
<b>Meetings during 2024</b>	5	1	
	SUSTAINABILITY COMMITTEE	PEOPLE COMMITTEE	COMPLIANCE COMMITTEE
<b>Members</b>	<p><b>Jorge Ferrando</b> (Chief Strategy and Development Officer)</p> <p><b>Marianne Haramoto</b> (Chief Sustainability and Corporate Affairs Officer)</p> <p><b>Claudia Herrera</b> (Sustainability Officer)</p> <p><b>Rodrigo Huidobro</b> (Chief Financial Officer)</p> <p><b>Eduardo Navarro</b> (Chief Executive Officer)</p> <p><b>Francisca Riveros</b> (Chief Communications Officer)</p>	<p><b>Marianne Haramoto</b> (Chief Sustainability and Corporate Affairs Officer)</p> <p><b>Rodrigo Huidobro</b> (Chief Financial Officer)</p> <p><b>Eduardo Navarro</b> (Chief Executive Officer)</p> <p><b>Marcela Rojas</b> (Administration and Welfare Director)</p>	<p><b>Camilo Catalán</b> (Head of Risk Management and Internal Control)</p> <p><b>Marianne Haramoto</b> (Chief Sustainability and Corporate Affairs Officer)</p> <p><b>Rodrigo Huidobro</b> (Chief Financial Officer)</p> <p><b>Eduardo Navarro</b> (Chief Executive Officer)</p>
<b>Designated by</b>	→ Chief Executive Officer	→ Chief Executive Officer	→ Chief Executive Officer
<b>Description and responsibilities</b>	→ Ensure that sustainability is part of the Company's long-term strategy, in addition to proposing the Company's climate strategy and roadmap and monitoring the work plan.	→ Its main function is to elaborate and implement policies related to people management, seeking to ensure their welfare, development and growth within the organization.	→ Monitor compliance with the Company's policies and Offense Prevention Model.
<b>Meetings during 2024</b>	2	6	1



# | Risk Management

## Risk Management Model

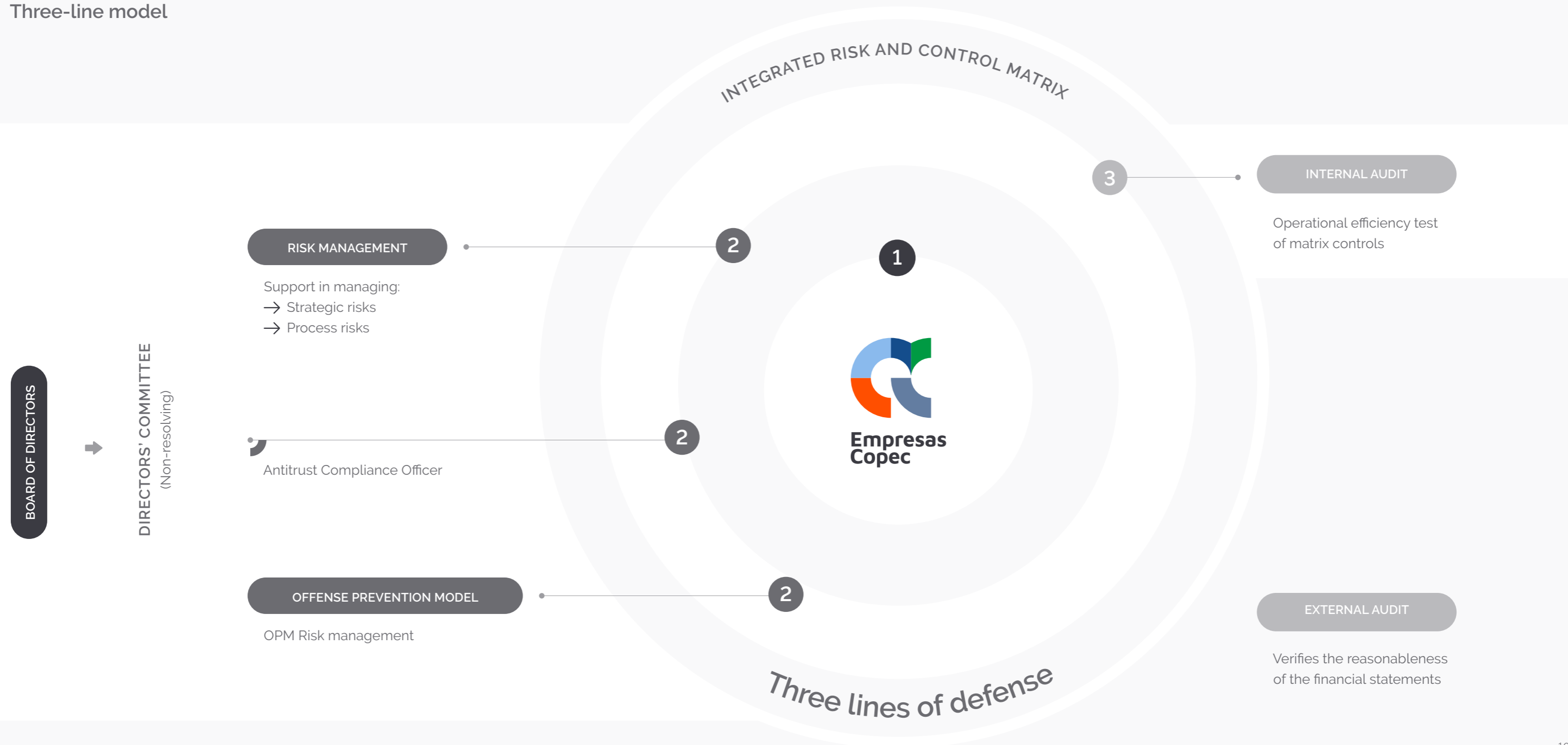
Empresas Copec's Comprehensive Risk Management Policy seeks to systematically recognize internal or external events that may represent risks for achieving business objectives. This requires the implementation of tools to evaluate them consistently, determine their consequences and be able to develop mitigation actions to keep them at an acceptable level. In order to seek improvements, this policy is reviewed periodically.

Risk management at Empresas Copec is carried out comprehensively, including the Board of Directors, the Directors' Committee, the Chief Executive Officer and the different units that comprise the Company.

MAIN ROLES	
<b>Board of Directors</b>	→ It is responsible for ensuring adequate integrated risk management, approving the policy and general guidelines, and ensuring the necessary resources for its proper management.
<b>Directors' Committee</b>	→ It reviews, in a supportive and non-resolutionary capacity, matters related to risk management.
<b>Chief Executive Officer</b>	→ Must promote the implementation of integrated risk management, promote a corresponding culture in the Company and define ongoing training programs on the policies, procedures, controls and codes defined for this purpose. The CEO also ensures the supervision of the roles of the person in charge of the risk function.
<b>Risk Management Unit</b>	<p>→ It has a facilitating and direct collaborating role in the implementation and operation of the comprehensive risk management process, as well as in its continuous improvement. This unit reports to the Board of Directors and the CEO twice a year.</p> <p>→ This role relies on a group of independent professionals from Deloitte, who were appointed by Board of Directors in December 2022 for a period of two years.</p>
<b>Risk managers</b>	→ It is their responsibility to manage risks, identify them and ensure adequate management over them. This involves implementing controls, self-assessing, proposing action plans and activating them.
<b>Internal Audit Unit</b>	<p>→ Responsible for evaluating the internal control system and reporting to the Board of Directors every six months on the degree of compliance with policies, regulations, standards, legal provisions or other legal requirements.</p> <p>→ Evaluates the operating effectiveness of identified controls and proposes improvements to weaknesses.</p> <p>→ Reports semiannually to the Board of Directors the findings and conclusions of its work, in the presence of the Chief Executive Officer, unless otherwise indicated.</p>
<b>External Audit Unit</b>	<p>→ Responsible for examining the accounting, inventories, balance sheets and other financial statements of the Company.</p> <p>→ Presents to the Board of Directors the conclusions of its work, contained in the audit report, in the presence of the Chief Executive Officer, unless otherwise indicated.</p> <p>→ The Company has a policy that the audit manager, the responsible partner or the auditing firm rotate at least once every five years, in order to ensure their total independence and guarantee the transparency of the financial information.</p>



Three-line model



## Risk management process

Empresas Copec's Comprehensive Risk Management Model is based on the COSO ERM and ISO 31000 international standards, current legal regulations and best practices. It is updated at least once a year by the Risk Management unit.

In order to make monitoring and analysis more efficient, Empresas Copec identifies and manages its risks through an integral matrix, which classifies them as strategic, process, fraud, compliance, crime prevention, etc.

The definition and evaluation of strategic risks are annually reviewed by management, the Risk Management unit and specialists in contingent issues.

In addition, emerging risks related to the business context and environment are monitored and reported to the Board of Directors. The Company annually informs and trains all employees on risk management. In 2024, the session focused on introducing the key concepts related to this topic, reviewing the policy, possible events that could constitute a risk and the list of strategic risks.



## Risk tolerance

It is the amount of risk that the Company is willing to accept in order to fulfill its mission and objectives, as well as to preserve and create value, in line with its strategy.

For Empresas Copec it is important to manage its risks within the limits of impact and probability defined in its policy.

The criteria for defining probability may be statistical, based on management's experience or knowledge of the subject matter, or determined by simulation or other techniques.



## Strategic risks

CATEGORY	RISK	DEFINITION	ORIGIN
Financial	Commodity prices	Significant variations in the price of the main commodities (pulp, copper and fossil fuels).	→ External
	Macroeconomic conditions	Fluctuations in macroeconomic conditions (currency fluctuations, inflation, among others).	→ External
	Increase interest rates	Sustained increase in interest rates.	→ External
	Financial instruments	Decrease or decline in expected returns as a result of a loss in value of financial instruments.	→ External
	Acquisition of companies	Inadequate decision to invest, divest or develop businesses in which it already participates as an organization.	→ Internal
	Liquidity – Financing	Difficulty or increase in the cost of financing, which could affect the Company's liquidity, due to a lower capacity and availability of funds.	→ External
	Downgrading of risk rating	Deterioration of credit indicators, which may involve country risk and/or macroeconomic conditions.	→ Internal
Strategic	Obsolescence in the business model	Changes in consumer preferences, the emergence of substitutes or new business models, which may render the product and/or service offerings of the Group's companies obsolete.	→ Internal → External
	Political/social risks	Events of a political or social nature, such as changes in government, social movements, conflicts with communities, among others.	→ External
	Climate change	Risks arising from variations in climate conditions (physical risks) or derived from society's response to climate change (transition risks), which may generate environmental impacts, legal and/or regulatory changes, technological innovation or changes in people's behavior patterns.	→ External
	Group risk	Adverse effects from the controller and/or companies related to Empresas Copec.	→ Internal
	Environmental incidents	Environmental incidents in subsidiaries or non-compliance with regulators.	→ Internal
	Geopolitical instability	Geopolitical instability caused by disputes over natural resources, ideological differences or border tensions that affect the Company's operations and decisions.	→ External
	Corporate governance	Low implementation of good corporate governance practices expected by the market, for an adequate design, integration and operation of its members and bodies.	→ Internal
Compliance	Regulatory noncompliance	Non-compliance with current legal regulations.	→ Internal
	Non-compliance with tax regulations	Non-compliance with national and international tax regulations (Tax Compliance Law).	→ Internal
	Antitrust	Execution of practices that violate the regulations that protect free competition.	→ Internal
	Commission of offenses incorporated in the OPM	Commission of crimes incorporated in the Company's OPM or changes in the law that generate greater exposure, either by its employees, service providers or suppliers.	→ Internal
	Tax reform	Tax reform that generates several structural changes to taxes and the way they are calculated, affecting the organization's results.	→ External
	Regulatory changes	Changes in applicable regulations that affect the operation and functioning of the business.	→ External
	Disclosure of information	Disclosure to the market of untimely or erroneous information.	→ Internal
Operational	Personal Data Law	Non-compliance with the Law on the Protection of Personal Data.	→ External
	Internal or external fraud	Malicious activities committed by persons linked to the entity or external to it, with the intention of causing damage to the organization or making use of the image to obtain some kind of benefit.	→ Internal → External
	Information security	Access violation to computer systems to steal, damage or affect the organization's operations.	→ Internal
	Operational continuity loss	Operational continuity loss.	→ Internal



# Ethics and integrity



## GOVERNANCE

→ Ethics and integrity management at Empresas Copec is led by senior management, with a key role played by the People Committee, which works together with experts in labor law and risk management.

In addition, employees are involved to ensure a collaborative approach to identifying and preventing unethical and disrespectful behavior in the work environment.

→ The Code of Ethics establishes the fundamental principles governing the conduct of people working in the company, addressing issues such as personal integrity, antitrust, conflicts of interest, protection of personal data and respect for human rights, in order to ensure a solid basis for responsible decision-making.

## STRATEGY

→ Empresas Copec S.A. has implemented a preventive approach aligned with the National Occupational Health and Safety Policy (DS N°2 of 2024), committing itself to:

- Guarantee respect for the life and physical and psychological integrity of workers.
- Promote gender equity, diversity and inclusion. Encourage participation and social dialogue.
- Continuously improve the management of psychosocial risks. Eliminate or mitigate risks at source.

In addition, the Company reinforces the culture of ethics and integrity through:

- Continuous training, which in 2024 addressed Karin Law and prevention of harassment and workplace violence.
- A prevention program with clear protocols and safeguards. Complaint management with investigation, protection and sanction procedures.
- Empresas Copec has a Conflict of Interest Management Policy that instructs those who find themselves in a situation of conflict of interest to refrain from making a decision and to communicate it.

## RISK MANAGEMENT

→ To mitigate risks associated with ethics and integrity, Empresas Copec developed a risk matrix to identify, evaluate and manage possible threats in the work environment. This is done through:

- Detection of risk factors, through surveys and technical analysis.
- Prevention protocol, which includes periodic training, early referral of cases and complaint management.
- Whistleblowing and sanction mechanisms that ensure confidentiality and rigorous investigation in case of incidents.
- Participation of the Joint Health and Safety Committee (CPHS) in the identification and management of psychosocial risks at work.

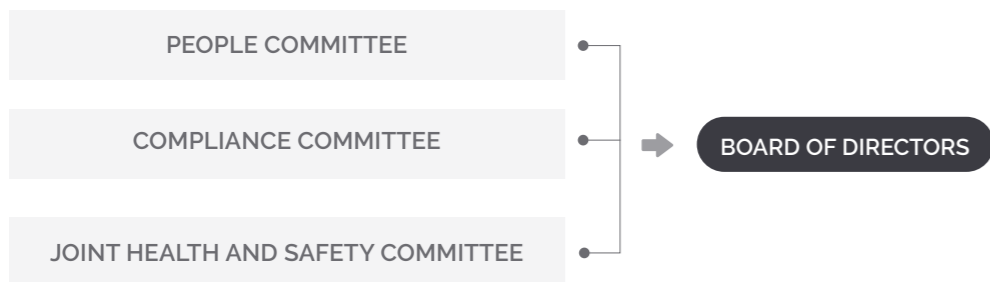
## METRICS AND TARGETS

→ Empresas Copec measures and monitors the impact of its initiatives through:


- Trainings conducted and level of participation.
- Number of complaints and their resolution.
- Review and update of the risk matrix.

The main objective of these actions is to strengthen an organizational culture based on respect, transparency and ethics, ensuring a work environment free of discrimination, violence and harassment.

Individually, in 2024 Empresas Copec received no complaints of sexual harassment under Law N° 20,005, nor complaints of labor harassment under Law N° 20,607. In 2024, 100% of all Empresas Copec S.A. employees were trained in the protocol for the prevention of sexual and workplace harassment and violence in the workplace, and the procedure for investigation and sanction to which they are subject.



# Free competition

NCG (8.1.4) 



GOVERNANCE	STRATEGY	RISK MANAGEMENT	METRICS AND TARGETS
<p>→ For Empresas Copec, antitrust is the basis for the development of the markets in which it participates, since it promotes the generation of wealth, equal opportunities, greater efficiency in production and an increase in innovation. For consumers, it increases their well-being and validates the role of private enterprise.</p> <p>→ Empresas Copec has a General Antitrust Policy that regulates and strengthens compliance with the principles and standards in this area, which must be rigorously followed and safeguarded by all those who are part of the Company, in order to promote participation in the market with the highest ethical and regulatory standards.</p>	<p>→ To deepen the commitment to antitrust, a Compliance Program was developed to reinforce the knowledge of all employees in this area and contribute to fostering a culture of respect for the applicable principles and regulations, following the recommendations of the Chilean National Economic Prosecutor's Office and the best management practices in this regard.</p> <p>→ Notwithstanding the duties incumbent on Management, there is a compliance officer in charge of implementing this program with full autonomy and independence, who reports directly to the Board of Directors, which evaluates his or her performance on an annual basis.</p>	<p>→ In order to identify risks related to antitrust regulations, the compliance officer conducts a periodic internal analysis. If necessary, he/she may hire specialists in the field, especially in the economic and legal fields.</p> <p>→ The analysis includes the following activities:</p> <ul style="list-style-type: none"> <li>• Background survey.</li> <li>• Identification of risks.</li> <li>• Determination of risk mitigation measures of such risks.</li> <li>• Dissemination of the risk elements or situations identified and the measures to be implemented, if applicable.</li> </ul>	<p>→ The Compliance Program considers:</p> <ul style="list-style-type: none"> <li>• Antitrust Policy.</li> <li>• Antitrust regulations.</li> <li>• A system for consultations and complaints.</li> <li>• A system for reviewing and monitoring compliance with antitrust regulations.</li> <li>• Training and dissemination.</li> <li>• Annual presentation to the Board.</li> <li>• Identification of contractual matters that need to be considered to consider the antitrust principles.</li> <li>• Consideration in the annual performance evaluation.</li> </ul>

ANTITRUST OFFICER



BOARD OF DIRECTORS

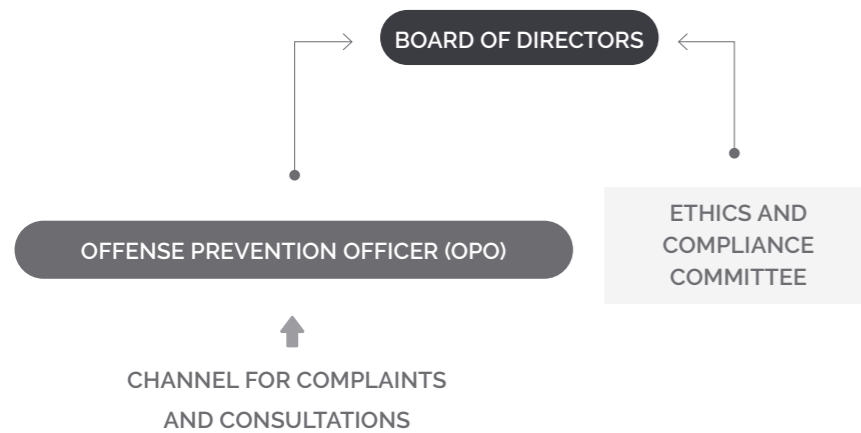


# Crime Prevention Model

NCG (8.1.5) ✓

GOVERNANCE	STRATEGY	RISK MANAGEMENT	METRICS AND TARGETS
------------	----------	-----------------	---------------------

→ Empresas Copec has an Offense Prevention Model (OPM), which complies with Law N° 20,393 on Criminal Liability of Legal Entities and is headed by an Offense Prevention Officer (OPO), who was appointed by the Board of Directors at a meeting held on August 29, 2024, for a period of up to three years.



→ The main role of the OPO is to establish an offense prevention system, especially in accordance with Law N° 20,393. It must also identify, together with the heads of processes, the activities that generate risks; permanently supervise the OPM; constantly reevaluate its execution; and train collaborators, executives and directors.

→ The OPO is independent and has full autonomy and resources provided by the company to carry out its duties, in the terms established in paragraph 3 of Article 4 of Law N° 20,393. He/she reports at least every six months to the Board of Directors on the management of the OPM and informs on issues of interest and the necessary modifications to the compliance system.

→ The OPO's mission is to ensure that the Company's internal processes and activities have effective offense risk prevention controls. It must also maintain a record of evidence of compliance and execution of these controls.

→ Empresas Copec was not sanctioned nor was there any investigation related to the offenses of Law N° 20,393 in 2024.

→ During 2024, Empresas Copec updated its OPM, adding new legal risks that were incorporated into Law N° 20,393 during that year. In addition to the above, the main policies and procedures were adapted in accordance with the amendments introduced by Law 21,595 to the criminal liability regime for legal entities.

→ The Offense Prevention Model is one of the tools of Empresas Copec's Corporate Integrity System, being one of its objectives to ensure compliance with the management and supervisory duties of directors and executives.

→ The Company's OPM is under permanent review, and in March 2025 will begin the process of evaluation by an independent third party, in compliance with the provisions of numeral 4 of Article 4 of Law N° 20,393.



# | Investor relations<sup>(6)</sup>

GOVERNANCE	STRATEGY	RISK MANAGEMENT	METRICS AND TARGETS
------------	----------	-----------------	---------------------

→Empresas Copec Investor Relations (IR) area specializes in responding to and providing guidance on market behavior, business performance and the main financial, economic and legal risks. It is responsible for the timely disclosure of financial results and issuing communications of interest to investors and analysts. In addition, it reports to the Board of Directors on a monthly basis on his participation in national and international conferences and seminars, ensuring a continuous flow of relevant information.

→The Company has developed several platforms and tools to improve communication with its investors and promote transparency. These initiatives include:

- **Webcast:** a platform that allows investors to learn about financial results in a timely manner and to make online consultations.
- **Institutional results video:** quarterly presentation by the Chief Executive Officer, who provides a strategic vision of the Group's main progress, milestones and challenges.
- **Investor website:** portal with relevant and updated information, including earnings reports, corporate presentations, news and minutes of Shareholders' Meetings.
- **Investor Day:** Conference for direct interaction with investors, providing them with a comprehensive view of the corporate strategy and financial performance.
- **Save the Date Notifications:** feature within the website that offers investors the possibility to receive reminders about earnings presentations and conferences.

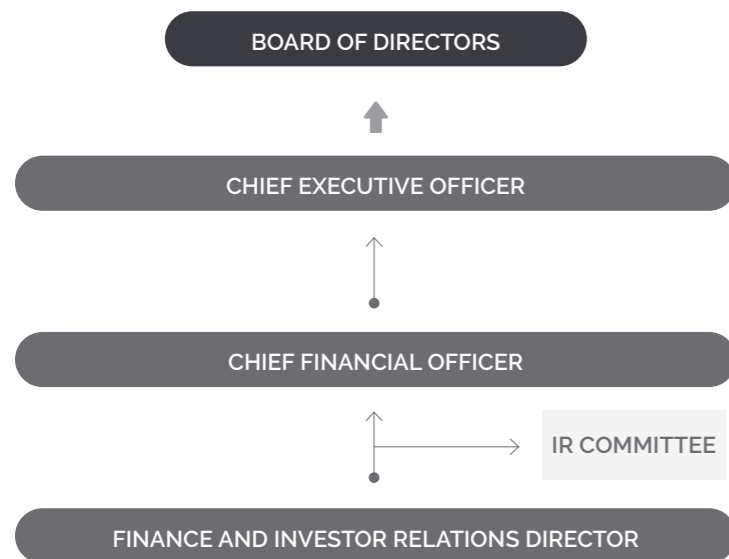
→ The Investor Relations area plays a key role in identifying and communicating financial and market risks to stakeholders. Through the Market Information Manual and IR Procedure, a clear framework is established on who, how and when financial communication activities should be carried out. This allows for disclosure in line with best practices, minimizing information asymmetries and ensuring regulatory compliance.

→ The IR area is part of Empresas Copec's risk management map, that identifies those that may interfere with the process and the controls that mitigate them and which are annually reviewed to ensure their effectiveness. In addition, in the last four years, two internal audits have been carried out on investor relations.

→ As part of its commitment to transparency, the control environment is periodically evaluated, a process that is documented following procedural manuals that establish a general framework for the area's communications with the financial market and investors.

→To measure the effectiveness of the Investor Relations area, there is a follow up on inquiries received and participation in key events:

- In 2024, the area had 286 meetings with investors, of which 32% are foreign.
- Digital communication channels have been strengthened, increasing interaction with investors through webcasts and the corporate website.
- A structured calendar of presentations and events is kept, ensuring fluid and timely communication with the different stakeholders.



6. More details on Empresas Copec's communication strategy can be found in the "Stakeholder Engagement" section in Chapter 8. IR contact information available at the end of this document.



# Sustainability

GOVERNANCE	STRATEGY	RISK MANAGEMENT	METRICS AND TARGETS
------------	----------	-----------------	---------------------

→ Empresas Copec's Sustainability Policy sets out the principles, guidelines and general directives that ensure that the Company's activities are carried out under high sustainability standards.

→ The highest level management position at Empresas Copec responsible for addressing issues related to environmental, social and governance matters is the Sustainability and Corporate Affairs Director, who reports monthly to the CEO and, as necessary, to the Board of Directors and/or the Directors' Committee.

→ The Chief Executive Officer reports to the Board of Directors on relevant sustainability issues on a monthly basis.

→ The Sustainability Executive Committee is responsible for ensuring that sustainability is part of the Company's long-term strategy.

→ In 2024, the Sustainability Council was created with the aim of promoting collaboration between Empresas Copec and its subsidiaries, setting standards and best practices and developing joint initiatives, among other issues.

→ Empresas Copec integrates a sustainability approach in its businesses by incorporating environmental, social and governance criteria in strategic and operational decision-making. This is reflected in its investment processes, operations management and development of new products and services aligned with the transition to a low-carbon economy and the generation of value for society.

In this sense, its Sustainable Investment and Management Model articulates the commitment to responsible development through four fundamental pillars:

- 1) Sustainability and innovation at the core
- 2) Governance and integrity
- 3) Climate action and natural capital management
- 4) Value creation for society

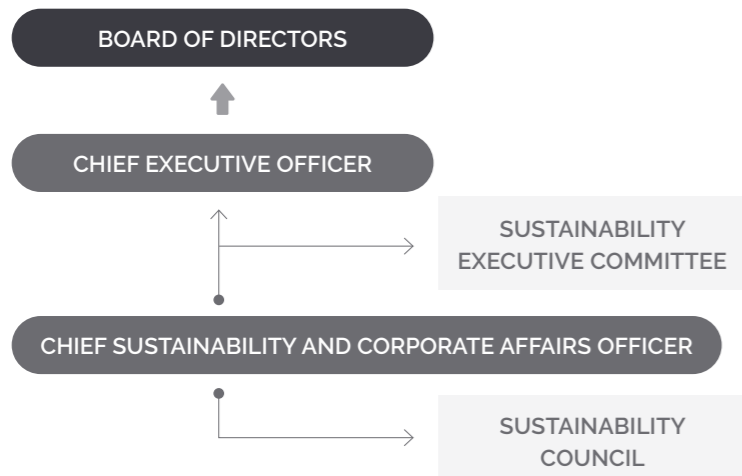
→ Empresas Copec applies a comprehensive approach for the identification, evaluation and mitigation of risks associated with sustainability, in line with its Sustainability Policy and Risk Management Model.

This approach considers:

- **Climate risks<sup>(7)</sup>**: assessment of physical and transition risks arising from climate change, considering impacts on the operation and the supply chain.
- **Regulatory and reputational risks**: monitoring emerging regulations and stakeholder expectations to ensure compliance.
- **Financial and operational risks**: sustainability analysis in investment decision making and operational management, ensuring the long-term resilience of the business.
- In addition, together with the Risk Management area, emerging risks are measured and annually presented to the Sustainability Executive Committee.

→ To ensure compliance with its sustainability strategy, the Company defines indicators and objectives in accordance with international standards and industry best practices, which allow it to monitor performance in this area and facilitate informed decision making.

The sustainability goals and objectives of the subsidiaries are detailed in chapter 2 of "Investment Strategy and Sustainable Management", while the main certifications can be found in chapter 8 of "Chapter Annexes".



7. More information can be found in the section "Climate route to decarbonization" in Chapter 5 "Climate action and natural capital management".



# | Tax management

GOVERNANCE	STRATEGY	RISK MANAGEMENT	METRICS AND TARGETS
<p>→ Empresas Copec's General Tax Policy seeks to contribute, in a timely manner and in accordance with the law, to the generation of tax revenues to meet public and social needs, while simultaneously fulfilling its obligation towards investors. This takes into account the interests of shareholders, regulators and the general public</p> <p>→ This Policy is a guide for those in charge of tax functions, so that they carry them out in accordance with the law, in the different jurisdictions where the Company operates, respecting the principles expressed in this document and safeguarding social interest.</p>	<p>→ The Board of Directors of Empresas Copec is notified of any tax audits that could have a material impact on both the financial statements and reputation.</p> <p>→ Empresas Copec's Tax Manual seeks to ensure that the tax function is embedded in the values and principles that govern its conduct. This document makes explicit the way in which tax risk is managed and assigns specific roles and responsibilities to its collaborators involved in the reporting cycle.</p>	<p>→ Empresas Copec's Tax Department, under the responsibility of the Administration and Finance Management, has a permanent tax advisory service with one of the main auditing firms in the market.</p> <p>→ Regarding the tax risk management of the subsidiaries, the Company shares the good practices and guidelines contained in its policy. However, the respective boards of directors and management have full autonomy in decision-making.</p>	<p>→ In 2024, income tax expense<sup>(8)</sup> at the consolidated level totaled US\$ 375,493,000, 158% higher than in the previous year. This increase is mainly explained by a higher income tax expense of the subsidiary ARAUCO.</p> <p>→ <b>Country by Country report (CbCr)</b></p> <p>The information shown below is based on the Sworn Statement N° 1,937 filed with the Chilean Internal Revenue Service, restated for Empresas Copec and its subsidiaries. It consists of the financial and tax disclosure for each jurisdiction in which it has a presence, without consolidation adjustments.</p> <p>This information was prepared together with a team of expert advisors in the field, and considers the collection of data from more than 140 companies.</p>

8. See note 16 of the audited Consolidated Financial Statements of Empresas Copec as of December 31, 2024.



### Main activities of the Group according to CbCR classification<sup>(9)</sup>

COUNTRY-TAX JURISDICTION	N° OF COMPANIES	BUSINESS AREA	03. GOVERNANCE AND INTEGRITY								OTHER RELEVANT INFORMATION			
			Research and development	Manufacturing or production	Sales, marketing or distribution	Administrative or management support services	Services provided to third parties	Others	N° of employees (including contractors)	Total revenues US\$ million	Income (loss) before taxes US\$ million	Cash Taxes Paid US\$ million		
Argentina	2	⚙️		•					•	7,991	273,950	(53,143)	880	
Brazil	9	⚙️		•					•	11,702	923,734	13,975	5,275	
Chile	62	⚙️ ⚡ 🏠 🌐	•	•	•	•	•	•	•	53,827	19,906,166	(111,860)	(102)	
Colombia	11	⚙️ ⚡		•	•	•			•	5,724	7,523,657	107,744	60,814	
Ecuador	4	⚡			•					1,288	970,679	6,799	380	
USA	9	⚙️ ⚡ 🏠		•	•				•	1,205	3,049,047	212,864	(6,810)	
Mexico	3	⚙️		•	•				•	1,272	406,305	36,305	(13,680)	
Panama	7	⚡ 🌐		•	•	•			•	1,384	1,610,027	26,139	(6,158)	
Peru	6	⚙️ ⚡		•	•				•	2,358	998,447	63,966	(15,282)	
Uruguay	8	⚙️		•					•	1,988	672,694	182,641	(6,825)	
Other countries	11	⚙️ ⚡ 🏠		•	•				•	465	916,746	(44,683)	(17,430)	

9. The information for 2023 is shown because the deadline for filing with the tax authority is June of the following year.



# Information security and cybersecurity management

GOVERNANCE	STRATEGY	RISK MANAGEMENT	METRICS AND TARGETS
<p>→ The purpose of Empresas Copec's General Information Security Policy is to establish the general criteria and guidelines on the management of the subject, and to guide the actions adopted and committed to by Management so that they are aligned with the business objectives.</p>  <pre> graph TD     CISO[CORPORATE CISO] &lt;--&gt; ISO[INFORMATION SECURITY OFFICER]     ISO --&gt; ISC[INFORMATION SECURITY COMMITTEE]     ISC --&gt; CEO[CHIEF EXECUTIVE OFFICER]     CEO --&gt; BD[BOARD OF DIRECTORS]         </pre>	<p>→ The Company has an Information Security Model that contains the rules and procedures established to guarantee adequate management in this area.</p> <p>→ Through this Model, Empresas Copec sets different policies and guidelines that allow to promote good employee behavior and align itself with global standards, such as ISO 27001.</p> <p>→ The Information Security Committee is responsible for this model, reporting directly to the Chief Executive Officer of Empresas Copec. Among its role is to implement improvements and controls in the different processes, thus guaranteeing the protection of the Company's information assets.</p> <p>→ In addition, the Information Security Officer must ensure that all employees comply with the guidelines established in the Policy and identify the gaps in the Company, in order to subsequently formulate recommendations and implement the pertinent measures.</p>	<p>→ Currently, the strategic risks of information security and loss of operational continuity that are integrated into the corporate risk matrix are managed by the Information Security Officer and monitored by the Information Security Committee.</p> <p>→ On the other hand, to address the relevant cybersecurity expertise involved in the cybersecurity strategy, the Board of Directors designated the role of the Corporate Information Security Officer (CISO). This is an external provider, who is responsible for managing and overseeing the Group's cybersecurity. The CISO heads the Corporate Security Committee, which meets twice a year and is attended by executives from the Company and its subsidiaries.</p> <p>→ In addition, in order to share best practices and develop joint projects, there is an Information Security Operating Committee, composed of those responsible for these issues in the subsidiaries and related companies.</p> <p>→ In 2024, an analysis of the use of emerging technologies was conducted together with the Risk Management unit.</p>	<p>→ Among the Company's initiatives in this area, the following stand out:</p> <ul style="list-style-type: none"> <li>• Induction of all new employees, detailing the procedure for reporting incidents.</li> <li>• Incorporation of information security competencies in the performance evaluation.</li> <li>• Training on several cybersecurity topics and risks to which employees are exposed.</li> <li>• Ethical hacking of platforms and ethical phishing drills for the entire staff.</li> <li>• Scanning of vulnerabilities in employees' equipment through software that includes the execution of solutions.</li> <li>• A disaster recovery test was conducted in 2024 with satisfactory results.</li> <li>• Definition and review of access to internal systems for different positions.</li> <li>• Analysis of regulations that could affect cybersecurity management.</li> </ul>

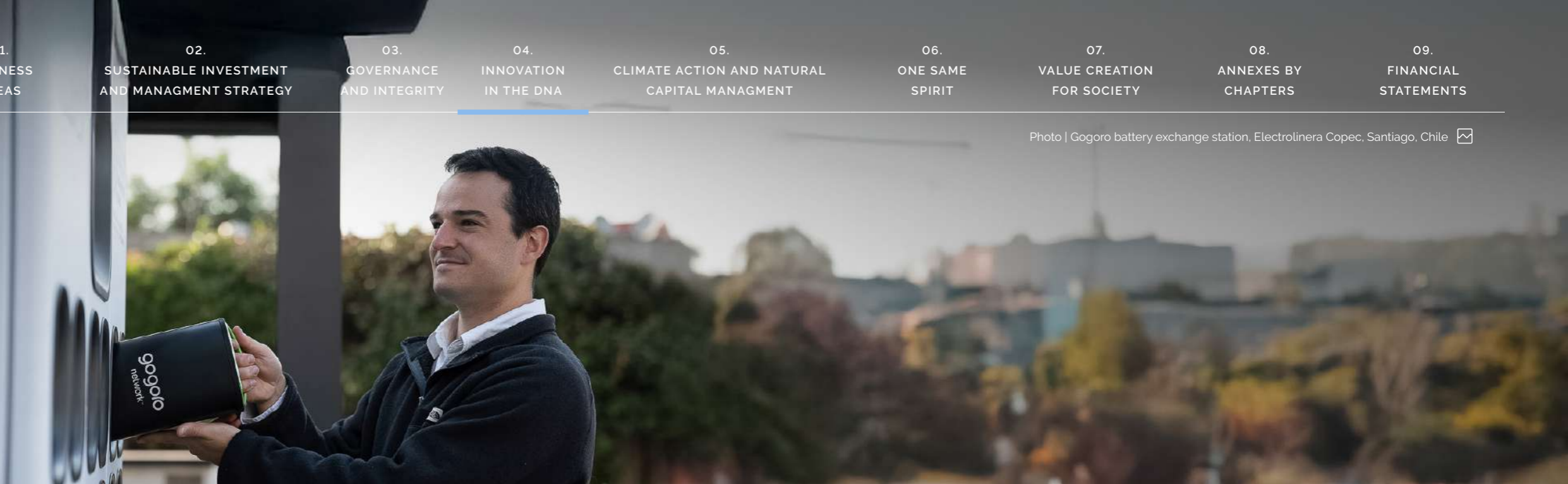




# 04. Innovation in the DNA

Innovation culture	p.116
Innovation by sector	p.117
Partnerships for innovation	p.122

# | Innovation culture



Continuous improvement in operations



Better products and services

Impact on environmental management



Social impact



Empresas Copec promotes curiosity, confronts the establishment and transforms obstacles and mistakes into possibilities for growth, which is why innovation is part of its values.

To shape the world for future generations requires creating for change. Today we are facing a climate crisis, economic inequality and scarcity of basic resources in some regions of the world, which are the consequence of a short-sighted approach and put at risk the future of generations to come. Faced with this scenario, it becomes a priority to change processes, technologies, customs and habits based on short-term logic. Empresas Copec has set out to face these global problems through innovation, a determination that requires projecting several decades, anticipating scenarios and needs, and constantly challenging itself.

The innovative spirit has accompanied Empresas Copec since its origin. It is a differentiating factor that gives it a competitive advantage in the sectors in which it operates and allows it to


consolidate high-potential investment projects. Over the decades, this approach has translated into practices that have already become ingrained and integrated into its business model, such as trend monitoring, proximity to customers, research and development, and the expansion and substitution of its offering to adapt it to people's needs.

Empresas Copec's subsidiaries develop initiatives that range from internally promoting a culture of innovation among its employees and forging strategic alliances with international benchmarks to transforming its operations to generate a positive impact on the environment and deliver better services and products to its customers. Thus, they have been incorporating cutting-edge technologies such as Big Data, artificial intelligence, internet of things and robotics, always with the aim of improving its production and commercial processes to contribute to solving global challenges.



# Innovation by sector

## Forestry sector

STRATEGY	R+D+I PLATFORMS	INNOVATION IN PRODUCTS AND SERVICES	2024 INVESTMENT  US\$ 38 MILLION
<p>Innovation is an essential part of ARAUCO's strategy, combining ideas, technology, process optimization, creativity and entrepreneurship in the development of new and better solutions for the needs of people and industry, in line with social and environmental sustainability.</p> <p>This strategy includes collaboration with a wide network of research centers, participation in research programs and investment in innovation projects.</p>	<p>→ <b>Bioforest</b></p> <p>Since 2024, the Bioforest Research Center has focused on developing and implementing knowledge and technologies that add concrete value to the business in a sustainable way, connecting in a more fluid way the participation of the different players involved in research, development and innovation, together with a solid internal process in the management of ideas and projects to ensure their success. For this purpose, it has a high-level team of researchers who are daily looking for new ideas to develop. The aim of this new flow is to get closer to the company's areas and involve them in the projects from the moment they are ideas until they become reality, since their perspective is key for the solutions to respond to current challenges.</p> <p>It also maintains a broad collaboration network that enables the exchange of knowledge and the delivery of added value to the business through the continuous improvement of industrial and forestry management. And, in keeping with its commitment to the environment of its operations and the surrounding communities, ARAUCO is part of scientific research programs in the ecosystems of which it is a user. During 2024, they carried out a collaboration strategy with different research centers and universities to move forward in environmental and ecological projects. This joint effort has resulted in important progress and discoveries, the final product of which are publications in books and national and international scientific journals, which are disseminated among the authorities and the community, becoming important community management tools. These projects are also integrated into operations as innovation projects.</p> <p>Thanks to all of these efforts, through research projects, the subsidiary has been able to more fully understand complex natural phenomena such as climate change. For the benefit of the community and the fulfillment of the SDGs, and as a reference experience for this and other industries, ARAUCO has transformed this knowledge into sustainable practices in biodiversity conservation and ecosystem services.</p> <p>→ <b>TreeCo</b></p> <p>As of September 2023, ARAUCO is a majority shareholder of this U.S. company, a pioneer in editing tree genomes in order to improve their attributes and make them more sustainable. For example, to make them more resistant to disease and climate change, to make their growth more efficient, or to produce more pulp per cubic meter of wood. To do so, they use CRISPR technology<sup>1)</sup>, which allows genomic editing in living organisms in a non-transgenic way. They are currently working in laboratories at North Carolina State University.</p> <p>→ <b>Hackathon</b></p> <p>The objective of this initiative is to put into practice the knowledge of computer experts in order to solve seven problems of the different businesses. In 2024, 26 IT teams from Chile, Argentina, Brazil, Mexico, the United States and Canada participated.</p>	<p>ARAUCO has spent more than three decades researching and developing new products and services that maximize the value of forest resources. In recent years, its Valdivia pulp mill began producing dissolving pulp, which has environmental and productive advantages over cotton.</p> <p>In addition to this, there are products such as Hílam, structural laminated timber, and the housing of E2E, a company fully acquired by ARAUCO in 2023. With a presence in Chile and Brazil, E2E has developed an industrialized construction system based on panels with high thermal, acoustic and resistance performance from certified renewable forests.</p> <p>In 2024, a new innovative service was added to this broad portfolio:</p> <ul style="list-style-type: none"> <li>• <b>New satellite to monitor biodiversity</b></li> </ul> <p>In August, Lemu, an ARAUCO Ventures startup, launched the first private Chilean satellite, called Lemu Nge (which means "eye of the forest" in Mapudungún), designed to observe changes in the planet's biodiversity. It is a nanosatellite with a high-definition hyperspectral camera that captures details imperceptible to the human eye, so it can identify changes or new trends in the environment in a timely manner. Because of this technology, Lemu will be able to offer biodiversity monitoring services to companies or institutions that carry out conservation actions, including ARAUCO.</p>	

1. Clustered regularly interspaced short palindromic repeats.

 Indicator verified by Deloitte. For more information see section "External verification" in chapter 8.



## ⚡ Energy sector

STRATEGY	R+D+I PLATFORMS	INNOVATION IN PRODUCTS AND SERVICES	
<p>→ <b>Copec</b></p> <p>The company has a constant focus on innovation and the development of customer-centric technology. Its aim is to create solutions that improve people's quality of life, contribute to reducing the impact on the environment and facilitate connectivity for the mobility of the country.</p>	<p>The search for innovative solutions led the company to create the subsidiary Copec Voltex in 2018, through which it entered electromobility. It then expanded into other businesses in new energies, new mobility and new convenience, giving rise to the business ecosystem known as Copec Wind. This platform is divided into two areas:</p> <ul style="list-style-type: none"> <li>• <b>Copec Wind Ventures:</b> Located in San Francisco, USA, it is a corporate venture capital aimed at investing in startups that offer innovative solutions in the fields of energy, mobility and convenience.</li> <li>• <b>Copec Wind Garage:</b> New business unit that identifies, incubates and scales innovative ideas that facilitate people's lives on the move.</li> </ul> <p>As a result of the work of these two areas, Copec has a portfolio of heterogeneous companies that provide new solutions in energy, mobility and convenience, with the common denominator of innovation.</p>	<p>With Voltex, Copec has set out to lead electromobility in Chile and the region. Today it has the most extensive network of chargers in South America. At the same time, through investments and alliances with startups, it is venturing into new energies and technologies to revolutionize last-mile logistics.</p> <p>→ <b>New battery exchange network</b></p> <p>In 2024 Voltex launched the first battery exchange network for electric motorcycles in Chile and Colombia, a service powered by artificial intelligence that allows users to exchange their discharged battery for a new one in less than a minute. As of December 31, 2024, 15 exchange points have been implemented in Chile and 12 in Colombia. The plan is part of an agreement reached between Copec and the Taiwanese startup Gogoro.</p> <p>→ <b>Sustainable fuels</b></p> <p>In 2024, through Copec Wind Ventures, Copec invested in Ineratec, a German startup, leader in the production of synthetic fuels, with which it subsequently signed a Memorandum of Understanding (MOU), with a commitment to explore the production of e-diesel in Chile. This collaboration materialized in the SYNFUELS BIOBÍO project, a strategic alliance between Copec, ARAUCO, Abastible and other players, which seeks to build the first industrial-scale plant for e-fuels and by-products in the country.</p> <p>In December, SYNFUELS BIOBÍO was awarded a 3.5 billion pesos fund from Corfo's Technological Program for the Use and Adoption of Hydrogen, a key step that brings the initiative closer to materialization and reinforces its potential impact on Chile's energy transition and security.</p> <p>→ <b>Blue Express continues to transform e-commerce logistics</b></p> <p>The Copec subsidiary sealed a venture capital investment in Reversso, a Chilean start-up that created an automated system for exchanging products in e-commerce, enabling companies to retain up to 80% of sales at risk of return. Several Copec service stations are defined as pick-up, shipping or package return points.</p>	<p>2024 INVESTMENT </p> <p>US\$ 24 MILLION</p>
<p>→ <b>Abastible</b></p> <p>The company drives innovation to meet the demands of its customers, following a strategy focused on offering energy solutions. To this end, it offers comprehensive consulting services, starting with a diagnosis of the energy realities of its customers, and then developing solutions that meet their particular needs, aligned with operational, economic and environmental optimization.</p>	<p>→ <b>AbastibleTec</b></p> <p>A subsidiary created in 2024 that focuses on the development of innovative technological solutions that help clients transition to new renewable energy sources, increase energy efficiency, improve their productivity, technologize operational indicators or other needs that require high levels of innovation. It also has a development team, whose mission is to add new services and products through investment in technology-based start-ups interested in growing hand in hand with Abastible.</p>	<p>→ <b>Development of a project to produce fertilizers from green hydrogen</b></p> <p>In July 2024, Abastible and the electricity company Comasa signed an agreement to carry out a carbon neutral fertilizer production project using green ammonia, biogenic CO<sub>2</sub> and bio-ash from biomass generation plants. It includes an industrial pilot plant in Lautaro, Araucanía Region, to manufacture the green hydrogen and produce 40,000 tons of fertilizer per year. The US\$ 10 million investment will be partially financed with a grant from Corfo. AbastibleTec will develop the large-scale engineering and operational risk analysis, while Comasa will provide infrastructure, technology and the technical equipment. Fertilizers are currently imported from China and are made from fossil fuels. This initiative seeks to offer renewable alternatives to local agriculture.</p>	



## Copec is acknowledged for its innovative role

### → "Innovation in Public Service" Award

The company was awarded for its electroterminals for public transportation in the 11th version of the C<sup>3</sup> Creativity and Innovation Ranking, by Brinca, Fundación Chile and Universidad Adolfo Ibáñez Business School. The recognition highlights Copec's commitment to the transformation of urban transportation infrastructure towards cleaner, more sustainable and efficient alternatives.

### → N° 1 in the ranking of the most innovative companies in Chile

The subsidiary won first place in the fuel category of the Most Innovative Companies 2024 ranking for developing sustainable energy solutions and diversifying its offering, which now includes renewable energies, electromobility and convenience. In addition, it was distinguished as the most admired company in innovation in Chile.

The analysis was prepared by MIC Business Consulting, Universidad de los Andes ESE Business School and El Mercurio. Corporate innovation capacity is evaluated in seven dimensions, including strategy, culture, and leadership.

### → Leader in Corporate Venture Capital Ranking in Chile

Copec Wind Ventures was chosen the number one corporate venture capital nationally in the latest measurement carried out by ESE Business School, MIC Business Consulting and El Mercurio.

Of its portfolio, four startups have reached unicorn status and three have exited through acquisition or IPO. Among the most notable are Turntide Technologies, Galco and Inaretec.


### → Digital ecosystem to manage energy resources at Copec EMOAC industrial customers

Energy management is now a key issue for industries of all kinds. For this reason, Copec EMOAC developed in 2024 a digital platform that optimizes the management of energy sources in a precise manner, managing to boost both operational efficiency and operational sustainability. This, thanks to a telemetry system that allows obtaining reliable data in real time from any location, generating key performance indicators for strategic decision making. The results range from optimized operating times to improved resource management.

Photo | Copec Electric service station built with ARAUCO's wood, Santiago, Chile 



 **Food sector**

STRATEGY	R+D+I PLATFORMS	INNOVATION IN PRODUCTS AND SERVICES	2024 INVESTMENT  US\$ 851 THOUSAND
<p>→ <b>Nutrisco</b></p> <p>The company is committed to making a positive impact on the lives of people, industries and the planet through a sustainable nutrition model and a high-standard operation based on constant innovation. Its business model is designed to detect new food trends in order to produce and market nutrition solutions that meet the current and future needs of consumers.</p> <p>→ <b>Golden Omega</b></p> <p>The proposal of this Empresas Copec related company is based on the development and implementation of effective technological innovations in the world of Omega 3 fatty acids. To realize its vision, it has a team of scientists and engineers dedicated exclusively to research and development, state-of-the-art laboratories and a pilot plant.</p>	<p>→ <b>Nutrisco and CeTA</b></p> <p>The company hosts at its facilities in Coquimbo and Coronel the Technological Center for Food Innovation (CeTA), which offers advanced technology for the development of local food innovation ecosystems. The North Center dates from 2020, while the South Center was inaugurated in 2024. It has 235 m<sup>2</sup> equipped with state-of-the-art machinery, laboratories, product development areas and production lines for startups, SMEs and large companies from the Biobio, La Araucanía, Los Ríos and Los Lagos regions to materialize food piloting and prototyping projects.</p>	<p>Nutrisco's innovation strategy focuses on adding value to local products from fishing and agriculture, which has earned it several awards.</p> <p>→ <b>Flip obtains B Corp certification</b></p> <p>The snack brand, the result of a project co-financed by the Copec-UC Foundation, has its own low-temperature frying technology, which retains 90% of the nutrients of fruits and vegetables, substantially reduces residual oil and makes it possible to fry vegetables that usually cannot be subjected to this process.</p> <p>In 2024 it was certified as a B Company, a seal awarded by the U.S. organization B Lab, which recognizes companies that meet social, environmental, transparency and corporate responsibility performance standards. The evaluators highlighted Flip's innovative and environmentally friendly manufacturing processes, which were recently strengthened with an environmental best practices manual focused on the efficient management of energy, water and materials.</p> <p>At the same time, aiming for a new phase of growth, the company has strengthened its position in domestic retail, with a presence in supermarkets such as Walmart, Tottus and Jumbo, as well as expanding into new sales channels through specialized distributors in regions.</p> <p>→ <b>New product offering</b></p> <p>Nutrisco acquired in 2024 the U.S. brand LiveMore Superfoods, based in California, famous for its innovative blends of frozen organic fruits and vegetables for nutrient-rich smoothies. As such, LiveMore is also part of the functional food trend, which has a strong commercial projection. Prior to the acquisition, the subsidiary Valle Frio was already the exclusive fruit supplier for the North American brand.</p> <p>The company has developed a new generation of Omega 3 purification and concentration processes with international patents and high-value trade secrets. As a result, its products offer high standards in purity and organoleptic quality.</p> <p>→ <b>State-of-the-art production facilities</b></p> <p>Golden Omega has a modern pilot plant for research and development of new and improved products. This allows a continuous process improvement, staff training and efficient delivery of new products and solutions to customers.</p> <p>→ <b>Agreement to distribute vegan Omega 3 in the United States</b></p> <p>In August 2024, the subsidiary entered into an alliance with Benexia to market chia seed oil in the United States. Through this partnership, Golden Omega adds a new vegan, natural and sustainably produced Omega 3 oil to its portfolio. Benexia is a Chilean company with operations in Arica, like Golden Omega, and is one of the largest chia producers in the world.</p>	



## State-of-the-art technology to care for the sea and ensure quality


The extraction of marine resources - aquatic animals and algae - has increased in recent years. The call from global organizations, such as the Food and Agriculture Organization of the United Nations (FAO), is to establish measures to care for these resources, with a direct request to fishing companies around the world to strengthen the efficiency, inclusiveness, resilience and sustainability of aquatic food systems.

With the help of advanced technology, fishing companies can determine the place and quantity to fish, return protected species to the sea, meet extraction quotas and know the progress of a given production, all while guaranteeing the quality of the products. These types of techniques substantially optimize the efficiency and sustainability of fishing vessels and are already being applied by Nutrisco's Seafood business unit.

The Responsible Fisheries project (a pilot in collaboration with Sernapesca, in the Biobío Region) also uses this technology to remotely certify the capture of pelagic species (which live in areas far from the coast), thus ensuring compliance with the quotas assigned by law.

Moreover, the algorithms also monitor critical parameters such as temperature and storage conditions during transport and processing to ensure quality from the sea to the point of sale.

The implementation of technology is not limited to the sea: in processing plants, tools are used to identify species, sizes and weights during unloading, automating processes and improving accuracy in the certification of landings. In this line, the status of products is monitored in real time, helping producers and retailers to track, for example, expiration dates and rotate food efficiently in warehouses and stores.



# | Partnerships for innovation

Photo | UC Anacleto Angelini Innovation Center, San Joaquin Campus of the Pontificia Universidad Católica, Santiago, Chile. 

The focus on innovation by Empresas Copec and its subsidiaries is not a recent development. In 2002, the Copec-UC Foundation was born, a strategic alliance between the company and Pontificia Universidad Católica de Chile to promote research and the development of innovative solutions to problems that are important for society. It holds annual competitions for young researchers and university students.

In addition, in 2014 it donated resources for the construction of the UC Anacleto Angelini Innovation Center to the same university. It is a space open to companies and enterprises that

promotes the creation of strategic alliances between public and private entities focused on research and development and disseminates scientific and technological progresses in the area of natural resources. Empresas Copec continues to participate in the management of the center.

On the other hand, Empresas Copec has been supporting innovation since 2012 with the Anacleto Angelini Innovative Trajectory award, as part of the Avonni National Innovation Award. In 2024, the prize was awarded to Lemu's founder, Leo Prieto.



**129**  
Innovative projects with  
technical and financial support

**104**  
Invention patents  
in 17 countries

**18**  
IT-based  
companies created

**\$ 14.520**  
billion  
Investment in R+D+I

COPEC-UC FOUNDATION HAS TWO FUNDING LINES FOR R+D+I PROJECTS:

LINES OF FINANCING	DETAIL	REQUIREMENT
<b>R+D to Innovate Contest</b> Twice a year	→ Aimed at all types of legal entities or individuals with tax identification number and living in Chile (including universities, companies, research centers, foundations, startups, technology consortiums and individual entrepreneurs). Each winning project receives up to UF 4,000 over two years, with the possibility of accessing additional funding of up to UF 4,000 if the project's progress is promising and has a high impact potential.	→ Proposals must be innovative, technology-based, with industrial scaling potential and oriented to solve a relevant problem, mainly related to the natural resources and energy sectors. In addition, the solutions must be protectable through an intellectual property instrument and their main functionality must have been validated at the laboratory level.  In the first semester of 2024, the three projects that benefited, among more than 100 applicants, were Modulo Kala, a biomaterial manufactured from corn residues; Espumógeno Ecológico, a firefighting product for urban and forest fires; and Cupratherm, a modular thermal energy storage device.
<b>Apply Your Idea Contest</b> Once a year	→ Aimed at undergraduate and graduate students in higher education. The contest distributes more than \$ 20 million in awards (one million for the winning idea and an additional \$ 2 million for the three initiatives with the highest scores), in addition to offering a workshop where the finalists acquire knowledge on innovation, business models, intellectual property, prototyping and other related topics. In the first instance, only a video pitch is submitted. Then the winners have the possibility of making an express application to the R&D to Innovate Competition.	→ Proposals should be innovative and aimed at solving a problem in the field of natural resources, be driven primarily by considerations of use and practical applications, and consider as an end point the development of a specific product or service.

### Fundación Copec-UC

This initiative was created to strengthen the link between research conducted at universities and the needs of Chilean companies. It is composed of a board of directors and a specialized administration, which complement its management with an advisory board and a commercial committee, in addition to the advice of experts in technical, commercial, legal and intellectual property aspects.

The Fundación Copec-UC provides comprehensive support for the development of applied research, accompanying research teams at all stages of their projects. This support is provided by senior executives from Empresas Copec and academics from Universidad Católica, in addition to the foundation's own team.

### International Seminar

Every year, Fundación Copec-UC organizes a seminar on topics relevant to the innovative ecosystem and society in general. In October 2024, the twentieth version of this event was held under the title "Artificial Intelligence and its impact". It included presentations by Claudia Fischer, from OpenAI; Shobhit Varshney, from IBM; Olivia White, from McKinsey, and Fernando Chomalí, Archbishop of Santiago and UC Grand Chancellor.



# Responsibility

Responsibility is the conscious commitment to assume the consequences of our actions. It is acting with respect for others and for our environment, making informed decisions that prioritize a positive impact. Being responsible implies recognizing our mistakes, learning from them, and seeking solutions that benefit present and future generations. Responsibility invites us to act ethically and to actively contribute to building a more equal and sustainable world, where every choice reflects our commitment to people.



## 05. Climate action and natural capital management

Environmental management approach	p.126
Environmental impact monitoring	p.127
Climate route to decarbonization	p.128
Water management	p.136
Circular economy and resource management	p.140
Biodiversity care	p.145

# Environmental management approach

## Empresas Copec and its subsidiaries take care of the planet in their corporate investment and production decisions.

Empresas Copec's purpose is a statement of its beliefs and commitment to the well-being and prosperity of people. It means developing its business thinking not only about the current impact, but also about the future benefit, with investments aimed at solving the global challenges we face today as humanity.

The triple planetary crisis - climate change, pollution and biodiversity loss - represents a collective call to action that the company and its subsidiaries consider unavoidable. For this reason, they are implementing responsible operations, supported by an environmental management system with four main lines of work:

- Climate change
- Water resources
- Circular economy
- Biodiversity

Through its Sustainability Policy, Empresas Copec reaffirms its permanent commitment and responsibility to the sustainable management of its activities.

On the other hand, Empresas Copec has a risk management policy and method to identify risks, evaluate them, assess their impact, mitigate them and monitor them, in order to improve the decision-making process.

Empresas Copec and its subsidiaries operate responsibly and in harmony with the environment. To this end, they guide their performance in management systems that promote innovation, sustainable resource management and the reduction of atmospheric emissions. ARAUCO, Copec, Terpel, Abastible and their respective subsidiaries have environmental management systems certified under ISO 14001 and energy management systems certified under ISO 50001:2018.

The Company permanently promotes compliance with high national and international standards in this area, in order to reduce the possible impacts that may be caused by its activities,

products and/or services. In addition, it fosters an innovation culture to respond in a timely and efficient manner to the needs of customers, the market and the community, including environmental challenges.

At consolidated level, environmental investment considered resources of US\$ 53.5 million, 39% less than in 2023. This difference is mainly due to the end of construction of ARAUCO's MAPA project, which is partially offset by the incorporation of the Las Salinas cleanup work in 2024.

One of the actions that the Company carries out regarding its stakeholders is to provide ongoing training on sustainability issues.

The subsidiaries join Empresas Copec's commitment by developing actions and plans that enable the fulfillment of these objectives. The following are some of the initiatives carried out by the subsidiaries in this regard:

- Copec develops energy efficiency training programs for employees and external collaborators whose work is directly related to the organization's energy performance.

- ARAUCO's Environmental and Cultural Change Training Program provides training for employees in energy conservation, climate action and waste treatment. In 2024, the company also provided lectures and training, and active cleaning breaks were held in the work environment. In addition, clean points were set within the facilities and in neighboring communities.

- ARAUCO has a system for constant monitoring of the resource in the watersheds and has defined controls and mitigation measures to continue guaranteeing strict compliance with applicable standards, both for effluent discharges and for the safe supply of the plants.



# Environmental impact monitoring

NCG 461 (8.1.3) 

Empresas Copec and its subsidiaries seek to operate in harmony with their natural environment. To this end, they develop management systems that not only comply with current environmental regulations, but also go beyond them, adopting practices and standards that exceed regulatory requirements and promote innovation, sustainable resource management and the reduction of operational emissions.

## → FORESTRY SECTOR

ARAUCO's ongoing monitoring and evaluation system captures and provides information for forestry management. Regular evaluations and follow-up allow to warn of problems, highlight opportunities, draw lessons and guide efforts. Based on performance indicators, the subsidiary establishes work plans and specific actions for the continuous improvement of its processes, thus ensuring compliance with sustainable forestry management requirements and consistency with its corporate values.

## → ENERGY SECTOR

Copec has an Environmental Management System (EMS), which is externally certified according to ISO 14001 for three scopes: "Storage and distribution of fuels and lubricants in mining establishments", "Transportation of fuel, from loading, at the San Vicente and Concón plants, to delivery at Arauco plants located in Horcones, MAPA, Valdivia, Nueva Aldea, Constitución and Licancel" and "Sale, purchase and delivery of marine fuels to vessels that require it at ports along the national coast, by tankers, pipelines or trucks". It also conducts internal audits to ensure compliance with the parameters established in the system.

Terpel has an integrated environmental monitoring framework that facilitates the follow-up of the main indicators for impact and risk analysis, as well as their disclosure.

With its environmental management system, Abastible seeks to ensure that all processes comply with applicable regulations and maintain high operating standards. This mechanism is used

to manage the operational and regulatory controls of each plant, emissions from electricity consumption, driving and generation efficiency, and waste treatment.

## → FOOD SECTOR

Nutrisco Seafood has a program of compliance with the General Law of Fisheries and Aquaculture (LGPA for its acronym in Spanish), covering its entire value chain, from the operations of navigation and supply of raw materials, processing, storage and transportation of products to their availability to its customers.

## Environmental regulations in Chile

Under Law N° 19,300, companies are required to submit to the environmental authority environmental impact studies or statements for any project or activity (or significant modifications thereof) that may affect the environment, in accordance with the criteria of such regulation. In addition, they may only execute the projects or activities once these submissions are approved through an environmental qualification resolution (RCA).

This law and other related regulations also establish procedures for citizens to make observations on the content of the statements or studies submitted by project owners, and to challenge the validity of the RCAs. In this regard, affected citizens, public agencies and local authorities can demand compliance with environmental regulations in the event of damage to the environment.

Non-compliance can result in the revocation of permits, temporary or permanent closure of industrial facilities, fines and warnings.



Today, climate change is one of the greatest challenges facing humanity and a major threat to its future. Empresas Copec and its subsidiaries are working to consolidate a business model that is resilient to this phenomenon, taking into consideration the opportunities and risks, both physical and transitional, that the new scenarios entail.

# Climate route to decarbonization

## OPERATIONAL EXCELLENCE

## SUSTAINABLE PRODUCTS AND SERVICES OFFERING

**1 SCOPE 1 AND 2 EMISSION REDUCTIONS**

**Energy efficiency and low carbon sources**

- Certifications: ARAUCO, Copec, Terpel, Abastible and their subsidiaries have environmental management systems certified under ISO 14001 and energy management systems certified under ISO 50001:2018.
- Investments to optimize operations with an environmental focus.
- Clean energy sources.

**2 REDUCTION OF SCOPE 3 EMISSIONS**

**Low carbon portfolio**

- Products and services with low embodied emissions that contribute to the transition to a low-carbon economy:
  - Renewable energy generation
  - Renewable energy storage
  - Energy efficiency
  - Electromobility

**3 POSITIVE CONTRIBUTION TO THE CARBON BALANCE**

**Capture**  
Absorption in natural assets (forests, soils, wetlands)

**Removals**  
"Scope 4": reduction of emissions from the use of products marketed by subsidiaries.

**Compensations**  
Purchase of carbon credits

## Forestry sector

COMPANY	ENERGY EFFICIENCY AND LOW CARBON SOURCES	LOW CARBON PORTFOLIO	CARBON CAPTURE AND STORAGE
<b>ARAUCO</b>	<p>→ <b>Environmental investments to optimize operations</b></p> <p>In recent years, ARAUCO has implemented a series of initiatives to reduce energy consumption and improve the environmental performance of its facilities, such as line 3 of the ARAUCO plant, which has state-of-the-art technology and best practices in efficiency and reliability of the pulp and energy production process.</p> <p>→ <b>Renewable energy operations</b></p> <p>For more than two decades, ARAUCO has been producing energy from forest biomass, a safe, efficient and low-emission generation. It has also ventured into solar and wind energy production. As a result, it is self-sufficient in its operations with around 90% non-conventional renewable energy (NCRE). In Chile, ARAUCO is one of the leading NCRE generators.</p> <p>Among the latest developments in this area is the Jaguariaiva solar panel plant in Brazil, which generates 50.8 MWh/month. In Chile, the development of the Viento Sur Wind Farm project continues, with 43 wind turbines of up to 5 MW each, which received authorization from the Committee of Ministers early 2024. The company also plans to build a wind farm in Los Angeles, a project that began its early citizen participation stage in 2024. The future Sucuriú plant in Brazil will be self-sufficient in electricity and will also generate an additional 220 MW of surplus power based on forest biomass.</p> <p><b>RELEVANT FIGURES</b></p> <ul style="list-style-type: none"> <li>• 14 power generation plants in the countries where the company operates</li> <li>• 1,078 MW of maximum installed capacity</li> <li>• 905 MW of installed capacity in Chile</li> <li>• 6 generation plants registered under international standards, such as the Clean Development Mechanism (CDM).</li> </ul>	<p>→ <b>Generation and marketing of renewable energy</b></p> <p>ARAUCO directly contributes to the decarbonization of the energy matrices of Chile, Argentina and Uruguay by injecting its surplus bioenergy into the electricity systems.</p> <p><b>RELEVANT FIGURES</b></p> <ul style="list-style-type: none"> <li>• 436 MW of surplus contribution to the energy matrices of Chile, Argentina and Uruguay in 2024.</li> <li>• 371 MW of contribution to Chile's National Electric System (SEN).</li> </ul> <p>→ <b>Critical inputs for sustainable development</b></p> <p>ARAUCO produces a wide range of products and sustainable alternatives from a renewable resource such as wood, which has a positive impact on the paper, apparel, construction, packaging, furniture and energy industries.</p>	<p>ARAUCO owns 1.7 million hectares of forest in Chile, Argentina, Brazil and Uruguay, forestry assets that absorbs carbon dioxide and transforms it into oxygen. It also helps decarbonize the construction industry, which accounts for about 40% of the world's CO<sub>2</sub> emissions. Fifty percent of wood is retained carbon. Therefore, by incorporating it into buildings, the main cause of climate change is being stored in their structure. For every cubic meter of wood used, a ton of CO<sub>2</sub> is stored.</p> <p>ARAUCO is one of the world's leading timber producers, with 29 panel mills and eight sawmills where it manufactures a variety of products with different degrees of finish, appearance and value added. The project in Mexico, which will have a new MDF line with a production capacity of 300,000 m<sup>3</sup>, is expected to begin operations in 2025. The company is also investing US\$ 100 million in an OSB manufacturing line at the Trupán Cholguán Complex in the Ñuble Region, which will be operational in the second quarter of 2026.</p> <p>To demonstrate the advantages of wood in construction, ARAUCO is participating in the Burgos Net Zero project, the first carbon-neutral building in Latin America, built with laminated wood from the company's forests. Along with a series of energy efficiency and renewable generation measures, the incorporation of wood offsets the CO<sub>2</sub> emitted during its construction.</p> <p>In addition, ARAUCO is the owner of E2E S.A., a company that provides cutting-edge building solutions for based on wood, with presence in Chile and Brazil.</p>
<b>2024 INVESTMENT</b>	US\$ 25.2 million in environmental investment, 62% less than in 2023.		



Photo | Fotilco Photovoltaic Plant, Rio Bueno, Chile



## ⚡ Energy sector

COMPANY	ENERGY EFFICIENCY AND LOW CARBON SOURCES	LOW CARBON PORTFOLIO
<p><b>Copec</b></p>	<p>The subsidiary Copec is implementing its Carbon Footprint Management Plan to achieve carbon neutrality in 2030 and reduce 40% of Scope 1 and 2 emissions compared to the business as usual scenario. It includes different initiatives, such as renewable energy contracts, fleet electrification, solar panels at service stations and air conditioning in convenience stores, among others.</p> <p>→ <b>Environmental investments to optimize operations</b></p> <p>The subsidiary obtained the Giro Limpio seal in 2024 from the Energy Sustainability Agency and the Ministry of Energy. This is a new milestone in its efforts to reduce the carbon footprint of fuel and lubricant transportation. During the year, more than 75% of its products were transported by carriers with this seal.</p>	<p>Copec has proposed to progressively replace the commercialization of fossil fuels with NCRE-based solutions in order to accompany its customers in their energy transition. The strategy is to have a comprehensive offering that includes everything from the generation and sale of green energy to energy efficiency and storage services. To this end, it has invested in leading global energy intelligence companies through its Wind Ventures investment fund, in addition to the Wind Garage innovation platform.</p> <p>→ <b>Generation and marketing of renewable energy</b></p> <ul style="list-style-type: none"> <li>• <b>Granja Solar:</b> To strengthen its electricity supply business, Copec acquired the Granja Solar photovoltaic farm in Tarapacá, Chile, in 2024. The US\$ 91 million investment includes an electrical substation and a 23.4 km transmission line connected to the SEN. The plant has a generation capacity of 123 MWp; moreover, starting in 2026, it will have a BESS battery system with a storage capacity of 420 MWh and an injection capacity of 105 MW, which will ensure a stable and continuous supply. Transelec is responsible for the construction and operation of the system, while EMOAC, a subsidiary of Copec, is responsible for energy sales.</li> </ul>



COMPANY    ENERGY EFFICIENCY AND LOW CARBON SOURCES    LOW CARBON PORTFOLIO

<p><b>Copec</b></p> <p>→ <b>Renewable energy operations</b></p> <p>Copec service stations in Chile have the Carbon Neutral seal, the result of a strategy that combines the measurement and certification of its carbon footprint, the use of non-conventional renewable energies and the purchase of carbon credits.</p> <p>The subsidiary also continues to deploy the My Footprint program, which through the Copec App proposes customers to contribute to offsetting their emissions from fuel consumption (both those emitted by burning fuel and those from production processes) by purchasing carbon credits from sustainable projects, in a 1 + 1 format: the company pays 50% and the customer pays the other half.</p> <p><b>RELEVANT FIGURES</b></p> <ul style="list-style-type: none"> <li>• 8 stations with solar panels</li> <li>• 65 stations and 5 plants supplied with renewable energy from Cerro Dominador</li> <li>• Compensation bonds in Luz Norte (solar project in Chile), Tambopata Bahuaja (forestry project in Brazil) and Santa Clara (wind project in Peru).</li> </ul> <p>One of the milestones of 2024 in the reduction of emissions was the beginning of the implementation of the first hybrid truck for transporting lubricants in Chile. Under this initiative, a diesel truck was modified to be assisted by an electric engine, which is expected to reduce fuel consumption and its carbon footprint by 15% to 20%</p> <p>In addition, its subsidiary Blue Express has been awarded the IMELSA Energía Green Seal, which accredits the use of green energy in its operation.</p>	<ul style="list-style-type: none"> <li>• <b>Expanding the use of solar energy:</b> Copec Flux and Chilean fintech Galgo have partnered to facilitate the incorporation of solar panels in homes in the Metropolitan and Valparaíso regions. The agreement will allow Flux customers to acquire panels 100% digitally, without the need for an initial investment.</li> <li>• <b>Renewable diesel:</b> Copec completed the first import in Chile of diesel made from hydrotreated vegetable oil, which is obtained from vegetable oils and animal fats. It emits up to 95% less CO<sub>2</sub> compared to fossil diesel, making it an alternative for industries with high energy consumption. Initially, this fuel was used in the primary fleet of trucks supplying mining clients in Mejillones, Antofagasta Region.</li> <li>• <b>Green hydrogen:</b> The startup H2Pro is developing low-cost electrolyzers, while Copec plans to incorporate green hydrogen in the ground operations of the Nuevo Pudahuel airport by 2025 and in zero-emission airplanes by 2035.</li> <li>• <b>Synthetic fuels:</b> Copec announced its investment in the German company Ineratec to develop synthetic fuels based on hydrogen and captured CO<sub>2</sub>, a sustainable option to decarbonize industries that cannot be electrified.</li> </ul> <p>→ <b>Renewable energy storage</b></p> <ul style="list-style-type: none"> <li>• <b>Agreement with Grenergy:</b> Under an overnight sales contract signed in 2024, the global clean energy company Grenergy will supply Emoac with 8 TWh for 15 years. Thus, the Copec subsidiary strengthens its position as a leader in storage. This technology makes it possible to capture renewable energy and inject it at night, making it a pillar of the decarbonization of the electricity system.</li> </ul> <p>→ <b>Energy efficiency</b></p> <ul style="list-style-type: none"> <li>• <b>Intelligent motors:</b> Copec Emoac successfully implemented more than 600 Turntide efficient motors at Walmart in the Metropolitan Region, a project that will continue to expand with more than 300 motors for other regions of the country. This technology saves up to 30% in energy consumption for air conditioning.</li> <li>• In 2024 Copec also invested in Optibus, software driven by artificial intelligence and optimization algorithms available in the cloud, which operates public transportation systems to make them more efficient. It has presence in 5,000 points globally, including the Metropolitan Region.</li> </ul> <p>→ <b>Electromobility</b></p> <ul style="list-style-type: none"> <li>• Copec Voltex is a leader in electric vehicle charging infrastructure, with a network covering more than 2,200 kilometers in Chile, where it operates the largest electric vehicle charging terminal in Latin America. It also has fast charging stations in Panama, Ecuador and Colombia.</li> <li>• <b>New electro-terminal:</b> The subsidiary announced the construction of an electro-terminal in Penco, Biobío Region, which will have eight high-power chargers. It will be the first of its kind in southern Chile and will replicate those already existing in Santiago and Antofagasta. The initiative is part of the "Renueva tu micro" program by the Ministry of Transport and Telecommunications.</li> <li>• <b>Bidding:</b> Copec Voltex was awarded 70% of the new charging infrastructure in the last bidding process for public transportation in Greater Santiago, which will allow the construction of 14 new electro-terminals that will supply 895 electric buses. In addition, the renewal of the fleet of two operators (Metropol and Vule) was awarded, adding seven new terminals, equivalent to a total of 1,418 buses. This translates into a 58% market share in the Metropolitan Region. In addition, we acquired the first electro-terminal outside the Metropolitan Region, in Concepción.</li> </ul>
--	--

**2024 INVESTMENT**    US\$ 9.4 million in environmental investment, 28% less than in 2023.



COMPANY	ENERGY EFFICIENCY AND LOW CARBON SOURCES	LOW CARBON PORTFOLIO
Abastible	<p>→ <b>Renewable energy operations</b></p> <p>The Concón facility has a photovoltaic plant with an installed capacity of 118 kW, connected to the SEN under the Small Means of Distributed Generation (SMDG) regulations. It covers 25% of the plant's electricity consumption and reduces emissions by 53 tCO<sub>2</sub> per year.</p>	<p>→ <b>Energy transition</b></p> <p>Liquified gas (LPG), composed mainly of butane and propane, has a lower carbon footprint than diesel, coal and wood, which are still used in Latin American industries and households. For this reason, it is considered a transition gas for developing economies, as it allows them to reduce their footprint while they move towards energy systems based on NCRE. In this scenario, Abastible has positioned itself as an energy partner for customers who want to incorporate LNG in their production processes. The subsidiary not only supplies gas, but also advises them on the transformation of their matrices.</p> <ul style="list-style-type: none"> <li>• <b>Boiler replacement at Corpesca:</b> One of the most important projects in 2024 was the replacement of an oil-fired boiler with a LPG system at one of Corpesca's plant which is intensive in the use of energy.</li> <li>• <b>Import facility:</b> Colgas, a subsidiary of Abastible, began construction of new infrastructure for importing LPG into Colombia in 2024. It will be located at the port of Okianus Terminals, in Cartagena de Indias, and is expected to start operations at the end of 2025. The US\$ 60 million investment will guarantee the supply of LPG to the Colombian market, with a focus on the energy transition.</li> </ul> <p>→ <b>Generation and marketing of renewable energy</b></p> <p>For decarbonization and energy efficiency solutions not based on LPG, the company launched AbastibleTec in 2024, which already offers several service alternatives, such as optimization of thermal power plants; design, construction and operation of photovoltaic plants; electricity supply with 100% renewable energies; support in the transition to electric mobility; and monitoring platforms with artificial intelligence to predict and optimize processes behavior. It also studies new and innovative solutions:</p> <ul style="list-style-type: none"> <li>• <b>Green hydrogen (H<sub>2</sub>V):</b> Together with the Ministry of Energy, AbastibleTec is a pioneer in the development of engineering and design of industrial-scale H<sub>2</sub> and LPG blending projects. In 2024 Abastible and electricity company Comasa agreed to carry out a carbon neutral fertilizer production project using green ammonia (obtained from hydrogen), biogenic CO<sub>2</sub> and bio-ash from biomass generation plants, partially financed with a Corfo fund.</li> </ul>

**2024 INVESTMENT** US\$ 700 thousand in environmental investment, 55% less than in 2023.



Photo | Nutrisco Plant, Coquimbo Region, Chile



 Food sector

COMPANY ENERGY EFFICIENCY AND LOW CARBON SOURCES

Nutrisco → Renewable energy operations

In 2024, Nutrisco Seafood achieved 100% renewable electricity supply for its plants in Coronel and Coquimbo thanks to an agreement with EMOAC.

2024 INVESTMENT US\$ 669 thousand in environmental investment, 59% less than in 2023.



# Carbon footprint management

GRI (305-1 / 305-2 / 305-3) 

**ARAUCO was certified as the world's first carbon-neutral forestry company in 2020.**

The carbon dioxide that it captures in its forests and wood products exceeds its global emissions. The company certifies carbon capture with PwC and carbon neutrality, with Deloitte.

**Copec was able to neutralize CO<sub>2</sub>e emissions from its service station in 2021, a milestone certified by Carbon Neutral.**

Compensations carried out through the My Footprint program are verified by SCX.



DISTRIBUTION OF THE GROUP'S TOTAL FOOTPRINT BY SECTOR

- 51.4% Forestry
- 46.3% Energy
- 2.3% Food

The Group's greenhouse gas (GHG) emissions are consolidated according to an operational approach and verified by Deloitte. In addition, each subsidiary carries out its own verifications:

→  **FORESTRY SECTOR**

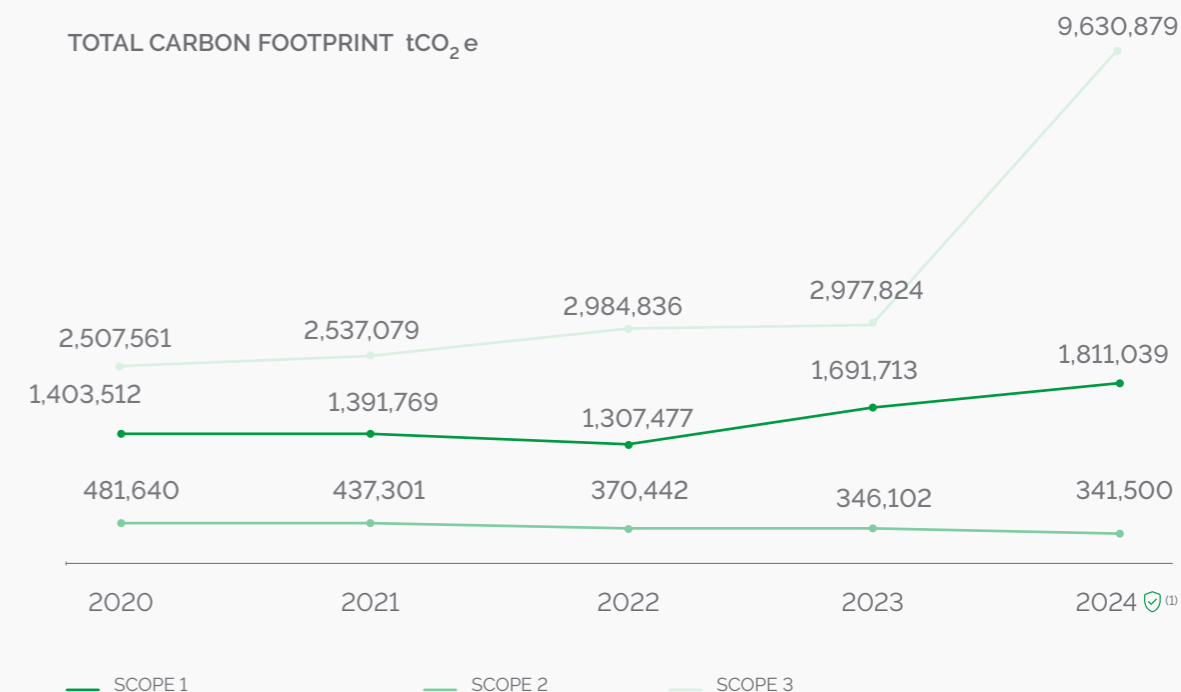
ARAUCO audits and certifies its carbon footprint on an annual basis with AENOR, including scopes 1, 2 and 3. In 2024 the company worked on adding downstream measurements of scope 3 to the footprint, which contemplate aspects of the life cycle of its products.

→  **ENERGY SECTOR**

Copec measures its footprint in scopes 1, 2 and 3. The measurement of the first two is verified in accordance with ISO 14064/2018 standards. Scope 1 includes fuel consumption

in generators, company vehicles (trucks, vans, ships), boilers (natural gas) and third-party trucks that provide exclusive services to Copec, as indicated in the IPIECA guide. Meanwhile, Scope 2 considers electricity consumption in service stations, convenience stores, production and storage plants, offices and distribution centers. Scope 3 encompasses indirect emissions occurring in the company's value chain, including those from processing of products sold, energy lost in electricity distribution, the outsourced transportation (except for fuels and lubricants), business travel, and waste from stations, distribution centers, offices and plants.

Abastible measures and verifies its carbon footprint through Bureau Veritas under the ISO 14064 standard. The calculation incorporates its activities within scopes 1 and 2, and those of the value chain in scope 3, including data on energy consumption, water use, waste disposal and transportation, among others.



 Indicator verified by Deloitte. For more information see section "External verification" in chapter 8.

1. The increase in Scope 3 emissions is attributed to the forestry and energy sector. On the one hand, there was an update in the calculation methodology in the shipping industry that impacts the emissions associated with the transportation and distribution of products of the subsidiary ARAUCO, and the increase in the acquisition of fertilizers for application in new forests. On the other hand, the subsidiary Terpel recalculated its footprint due to certain factors such as the update of CO<sub>2</sub> emission coefficients in Scope 2 and the reclassification of some emission sources, transferring emissions from Scope 3 to Scope 1.

In identifying opportunities for improvement, Terpel focused on the consolidation of emissions in Scope 3. In addition, in 2024, estimates were added for emissions generated by transportation of affiliated gas stations and by the transfer of products with its own fuel. In addition, emissions from the energy consumption of the Voltex and Gogoro business lines were analyzed, as well as emissions generated by the transportation and final disposal of waste.



## Carbon footprint reduction targets

Empresas Copec S.A. declared in 2021 the goal of achieving carbon neutrality by 2050. The goal includes scopes 1 and 2, and the most relevant elements of 3. For their part, the subsidiaries carry out actions in response to climate change and systematically manage annual GHG emissions, with medium-term goals aimed at the final objective.

### GOALS BY SECTOR

⚡ ENERGY SECTOR	GOALS	2024 PROGRESS
<b>Copec</b>	→ To be carbon neutral by 2030, considering scopes 1 and 2.	In progress
	→ By 2050, most of EBITDA should come from the trading of renewable energies and businesses other than fossil fuel distribution.	In progress
<b>Terpel</b>	→ To be 50% carbon neutral by 2030 and totally carbon neutral by 2050, considering scopes 1 and 2.	In progress
🍴 FOOD SECTOR		
<b>Nutrisco</b>	→ By 2025, develop a decarbonization plan in its three scopes for the entire group.	In progress
	→ By 2026, Orizon Seafood seeks to reduce 40% of the corporate carbon footprint of scope 1 and 2 with 2020 as the baseline.	In progress



## Water management




Water monitoring and management are critical activities in a global scenario of increasing water scarcity. Although not all the operations of the Group's subsidiaries are located in areas of water deficit, in locations with water stress, specific actions are developed for an adequate operation in balance with the available natural capital:

- Application of technological innovations and mapping of the water situation in the areas where each subsidiary operates to reduce operational risks and negative impact.
- Monitoring of water consumption in all of the company's businesses according to the extraction source and its effluents.
- Increasing the proportion of seawater consumption through the use of desalination technologies to reduce the extraction of fresh groundwater.

### RELEVANT FIGURES

- There were no incidents of non-compliance with technology-based water quality permits, standards and regulations in 2024.
- 186.4 million m<sup>3</sup> extracted at the consolidated level, 3% more than in 2023.
- 29% of the freshwater withdrawn in 2024 came from areas with initial high and/or extremely high water stress.

### GOALS BY SECTOR

BUSINESS AREA	COMPANY	GOALS
 FORESTRY SECTOR	ARAUCO	→ Make progress in strategic and efficient water management.
 ENERGY SECTOR	Copec	→ Reduce water consumption by 30% by 2025 (2021 baseline).
 FOOD SECTOR	Nutrisco	→ In 2025, actions will be implemented to improve the measurement of the water footprint, based on the results of the water footprint measurement pilots at Orizon Coronel and Valle Frio Romeral.





 **Forestry sector**

Forests and forest plantations have beneficial effects on the hydrological cycle: they help retain moisture, reduce soil loss, regulate riverbed temperature, promote osmosis and improve water quality.

The forestry plantations do not use irrigation water, while the company's industrial facilities are supplied with surface or groundwater. ARAUCO promotes its sustainable use to ensure its provision for flora, fauna and human development. In this regard, it manages and protects the rivers from where it extracts the resource through rigorous monitoring of its availability and responsible management practices, applying a policy of delimiting and prioritizing watersheds. In 2024, it continued to implement projects and plans to reduce consumption and increase water efficiency.

→ **Liquid effluent management generated in industrial plants**

The tailings are subjected to treatment systems and constantly monitored to ensure that they do not exceed the maximum concentration and load levels regulated by environmental standards. Likewise, there are also scientific research programs associated with sampling and measurement of some relevant environmental variables.

All of ARAUCO's industrial facilities have primary and secondary treatment for liquid effluents. In two of them, located in Chile, tertiary treatment is added:

Valdivia, on a permanent basis, and Nueva Aldea, when the effluent is discharged into the river and not into the sea.

In addition, the subsidiary is working on the development of alternatives for the recirculation of effluents to processes. A pilot project for the treatment and recirculation of effluents in the industrial facilities of the pulp and energy area to avoid their disposal in rivers and the sea, is currently in the research stage.

→ **Water Challenge**

For more than a decade, ARAUCO has been developing the Water Challenge management strategy in Chile, which involves collaborative work with the community and the authorities. It has already supported more than 55,000 people through 145 collective solutions to gain access to drinking water, providing studies, engineering and even land for the development of small and large projects. In addition, it is working on enabling methods to measure the parameters of the water flowing in nearby forest watersheds.



Photo | Folilco Photovoltaic Plant, Rio Bueno, Chile



## ⚡ Energy sector

The subsidiaries in this sector consume water from the grid, groundwater and tanker trucks in operations that include administrative and production areas, service stations, stores, plants and storage.

The operations of the subsidiary Copec are not intensive in the use of the resource. However, it carries out initiatives related to water management, mainly limited to irrigation, sanitary services and food preparation, with which it aims to reduce its consump-

tion by 30% by 2025. The goal is to implement 160 sustainable gardens (with efficient irrigation and species that require less water) at service stations. During 2024, Copec added seven new gardens, reaching a total of 65. In the same line, its three Lavamax laundry system formats have efficient use systems.

As for Copec's plants, the Pureo plant in Calbuco has a rainwater collection system that provides about 70% of the necessary supply.

### → New plant that extracts drinking water from the air

In 2024 Copec started up a plant that uses solar energy to condense pollutant-free water vapor from the air. The pilot was set up in October at the Copec service station on Route 68, in the municipality of Pudahuel, Santiago, through a partnership with the startup Source Global. The plant has the capacity to produce more than 250 liters of water per day under optimal conditions.

#### RELEVANT FIGURES

- In 53 service stations, garden irrigation comes from the reuse of sewage water through treatment plants. 58% is treated with worm filter technology.
- 109.3 thousand m<sup>3</sup> of water saved in 2024 thanks to sustainable landscaping.





 Food sector

Nutrisco Seafood extracts seawater from the bays of Coronel and Coquimbo for the production of frozen fish, canned fish, fishmeal, fish oil and for its fleet. The rest of its facilities are supplied with potable water from the sanitary network.

The largest consumption is concentrated in flour production, raw material unloading, and the production of canned and frozen fish, processes that also generate riles, or liquid wastes that are treated with a physico-chemical process before being discharged through the outfall. In addition, the subsidiary carries out monitoring campaigns through the Environmental Surveillance Program with other companies to determine environmental conditions of the riles from the coastal area adjacent to the submarine outfall.

→ Golden Omega inaugurated a desalination plant in Arica

With these facilities, which began operating in January 2024, Golden Omega will be able to supply itself with treated seawater and reduce its demand from the public network. This is the first plant of its kind in Arica.

The facility has a capacity to generate about 1,000 m<sup>3</sup>/day of desalinated water, equivalent to the daily consumption of 6,500 people.





Photo | ARAUCO's Panel Plant

## Circular economy and waste management

The Company's management of hazardous and non-hazardous waste is based on three pillars: compliance with applicable regulations; the search for efficiency in the processes of waste removal, transportation and disposal; and measures to minimize waste generation. Subsidiaries in all sectors have established revaluation goals to become companies with zero waste at final disposal in the medium term.

### RELEVANT FIGURES

- 20,968 tons of hazardous waste generated in 2024, 21% less than in 2023.
- 1,093,216 tons of non-hazardous waste generated in 2024, 53% more than in 2023.
- 40% of waste was recycled in 2024, 16% more than in 2023.

### GOALS BY SECTOR

BUSINESS AREA	COMPANY	GOALS
FORESTRY SECTOR	ARAUCO	<ul style="list-style-type: none"> <li>→ Zero non-hazardous waste to final disposal by 2030.</li> <li>→ The goal is global and includes all countries where the company is present.</li> </ul>
ENERGY SECTOR	Copec	<ul style="list-style-type: none"> <li>→ Zero waste by 2029 in operations associated with plants, service stations and convenience store in Chile.</li> </ul>
FOOD SECTOR	Nutrisco Seafood	<ul style="list-style-type: none"> <li>→ By 2025, define sustainable packaging and sourcing guidelines. In addition, they will identify new initiatives and partnerships for the circular economy.</li> </ul>





## 🌲 Forestry sector

As part of its environmental commitments, ARAUCO's strategic focus is to reduce, manage, reuse and recycle waste, in line with Chile's circular economy model. To achieve its 2030 goal, it is implementing a management plan with four main objectives:

- Optimize the use of resources and inputs.
- Reduce the volume of waste generated.
- Provide market opportunities for waste managers, recyclers and revaluators.
- Involve employees and the community in achieving the environmental and social benefits of this management.

In 2024, further progress was made towards the goal. Key to these efforts have been the recovery centers at the Valdivia and Constitución pulp mills, where process waste mainly ashes from the power boiler and impurities from the causticizing area, are

mixed to generate two types of products: a soil improver (substrate) for agricultural use and a seal layer for sealing sanitary tanks. In addition, work with external valorizers and the direct use of some waste as filler material or input for paving stones, among other purposes, are encouraged.

In the timber business, the company seeks to develop a treatment process for non-recyclable waste, so that it can be co-processed or revalued, including bark. In addition to creating internal initiatives and capabilities, alliances have been signed with startups, local universities and other research centers.

The removal, transportation and disposal of hazardous waste from industrial plants is carried out by specialized and authorized entities, in accordance with the regulations.

### RELEVANT FIGURES

- 71% of non-hazardous solid industrial waste was recovered in 2024 in the pulp, energy and timber business.



Photo | Abastible supply plant, Puerto Montt, Chile



## ⚡ Energy sector

The subsidiary Copec revalues its waste in nine plants thanks to the implementation of infrastructure, training plans and synergies with specialized waste managers. It also installs waste management points at service stations and convenience stores, where the number of tons of waste that are revalued increases every year.

Regarding organic waste, the company has a partnership with Food For Future to transform it into animal feed, and in collaboration with Rendering, it reuses frying oil as a supply for the production of biodiesel. In 2024, they managed 196 tons of oil, reaching, since 2012, the recycling of 1.4 million tons.


### RELEVANT FIGURES

- 2,076 tons of waste recovered in 2024, 101% more than in 2023.
- The entire Pronto store network has waste management points.

Terpel is also developing initiatives to extend the life cycle of containers and packaging materials. The greatest opportunities are in the lubricants and convenience store businesses. One example is Green Pass, a program designed for the proper management of these products from manufacture to final disposal. The goal is to collect 30% of the containers sold in its stores by 2025. On the other hand, the Colombian subsidiary is committed to reducing 95% of plastic in processed food packaging materials in stores by 2025 and 100% by 2030.

Abastible is working to reduce the amount of waste sent to landfill with initiatives such as the implementation of a biodigester at its Maipú plant, where all the organic waste from the employees' casino is processed. This is converted into a liquid with the necessary characteristics to be discharged into the sewage system. In addition, in 2023 it conducted an exhaustive review of its facilities to identify non-hazardous assets that are in disuse or obsolete.





 **Food sector**

Nutrisco Seafood's fleet is certified by the Sustainability and Climate Change Agency (ASCC) in compliance with the goals and actions of the Clean Production Agreement "Sustainable management of solid waste assimilable to household waste in industrial fishing vessels". The purpose of this agreement is to reduce the production of this type of waste in the operations of the Cerco Sur fleet in order to prevent and minimize impacts on the marine environment.

In addition, it is carrying out the Zero Garbage to Landfill project, which consists of identifying, segregating and properly disposing of waste in order to increase its recovery. As part of this initiative, recovered fishing nets are donated to the NetPositiva recycling

program so that the Bureo company can later convert the plastic obtained from these nets into products such as skates, sunglasses, chairs, hats and jackets for the Patagonia brand.

Flip uses recyclable packaging and manages its waste through two companies: Rendering for oils and Caja Verde for organic waste, wood, paper, etc.


Golden Omega, supported by Reciclos, is the first company in Arica to use composting to recover organic matter from its workers' casinos to produce agricultural fertilizer.

**RELEVANT FIGURES**

- In 2024, 17.2 tons of fishing nets were converted into raw material for new products and 130.7 tons since the beginning of the program.



Photo | Las Salinas site, Viña del Mar, Chile 



 **Other investments**

**Las Salinas Project**

→ **Soil bioremediation at the service of the community**

In December 2023, Las Salinas disclosed its urban vision for the future of the 160,000 m<sup>2</sup> site located on the Viña del Mar coastline, where a hydrocarbon storage center was formerly located. The proposal, called Las Salinas VA!, is the result of 20 years of work, during which more than 5,500 consultations and 1,000 meetings were held with different organizations to gather the community's wishes and generate the basis for an agreement on the final destiny of the site.

Among the main characteristics of this vision is that more than 40% of the land will be destined for public use, including a park of about two hectares and green areas to connect the waterfront with the upper sector of Viña del Mar. It also proposes the development of medium-height buildings to protect the surrounding views.

In May 2024 concluded the bidding process called by the real estate company for the final cleanup of the first part of the site (South), a necessary action for the subsequent urbanization. French company Séché Group was awarded the contract, in which IDOM will also participate as project manager, providing technical advice and field monitoring.

Soil cleanup will be carried out by means of bioremediation, a technique that uses microorganisms present in the soil to degrade contamination. During the year, detailed engineering and initial works began, including a topographic survey, the use of geodetection technology in the contour, perimeter enclosure, and noise mitigation works.

Once the remediation of the first part is initiated, a process that will take about two and a half years, work will begin on the bidding for the second half. The complete remediation of the 16 hectares could be completed by 2030.

**New subsidiary Remedia Green Tech**

The experience gained through the Las Salinas project is relevant not only for Viña del Mar, but also for the country, as it represents a possible route to address the recovery of more than 10,000 sites with different levels of contamination in Chile. For this reason, Las Salinas created Remedia Green Tech, a company that will gather all these learnings to apply them in three lines of business: the sustainable transformation of land with real estate potential, consultancy for industrial land and environmental remediation in the mining sector. The new firm already has contracts in three regions.

## Biodiversity care

Empresas Copec's subsidiaries with the greatest impacts have established commitments to promote biodiversity conservation in their direct operations and in the development of new businesses, without deforesting or degrading the forest or native vegetation. We are aware of the role that biodiversity plays in sustaining the well-being of people and economic activities. To this end, a first step was taken by conducting a self-diagnosis of biodiversity impacts and dependencies for Empresas Copec. The expectation is to extend the approach to subsidiaries and align ourselves with the recommendations of the Task Force on Nature-Related Financial Disclosures (TNFD) and other international standards.

### Biodiversity Action Plan

In 2024, Copec, ARAUCO and Nutrisco joined the strategic committee in charge of designing the Corporate Biodiversity Action Plan, promoted by the Ministry of the Environment and Acción Empresas. The public-private initiative aims to involve the private sector in environmental conservation, aligning it with global and local goals.

Financed by the Global Environment Facility (GEF), the plan has several participatory bodies, including a working group and macro-zonal workshops. The results of the multi-sector roundtable were presented at the COP16 on Biodiversity, held in October 2024 in Colombia.

Chile is the fourth country in the world to implement such a program.

#### GOALS BY SECTOR

BUSINESS AREA	COMPANY	GOALS
FORESTRY SECTOR	ARAUCO	→ Restore 25,000 hectares of native forest in Chile by 2050 and maintain the percentage of certified assets above 95%
ENERGY SECTOR	Copec	→ Preserve the biodiversity of 39 ecosystems near the company's operations by 2034.
FOOD SECTOR	Nutrisco	→ By 2025, identify key biodiversity impacts and dependencies.





## 🌲 Forestry sector

In 2003, ARAUCO made a voluntary commitment not to replace native forest or encourage its replacement by third parties. In this regard, the company has developed protocols and policies to guarantee the protection and conservation of biodiversity, including:

- The application of a certified forest management scheme that aims to ensure that plantations grow faster than the harvest rate. In this way, an environment is created that allow the transit of most species, in an integrated landscape that reconciles the care for biodiversity, ecosystem services and economic development.
- The connection, by means of watercourses, of the sectors of native or protected vegetation located within the subsidiary's patrimony.

- Continuous research and monitoring of the status of native flora and fauna in areas of high conservation value, to detect possible threats and activate management and protection plans.
- The commitment to account for and inventory the natural capital found within the company's assets.
- The implementation of a restoration program.

In February 2024, ARAUCO signed an agreement with Conaf and Universidad de Concepción to generate key information to preserve the Nonguén Park, whose native forest represents the native biodiversity of the Biobío Region. Sensors, geographic information systems, cameras, drones and artificial intelligence, as well as LiDAR and hyperspectral imaging technologies will be used to produce three-dimensional maps where it will be possible to identify species and forest heights. Thanks to these

resources, Universidad de Concepción will carry out research to generate relevant knowledge, while Conaf will have more information for proper park management.

As highlighted in the "Innovation in DNA" chapter of this report, the subsidiary has a satellite to monitor biodiversity, Lemu Nge or "eye of the forest", which is capable of identifying changes in ecosystems through a high-definition hyperspectral camera.

In August, the company also joined the global campaign "It's now for nature", led by Business For Nature, a coalition of organizations and companies committed to reversing the loss of nature and achieving a positive economy for the environment and humanity by 2030. The campaign encourages companies and financial institutions to develop and publish a nature strategy. ARAUCO's strategy has already been approved by the entity.<sup>(2)</sup>

### RELEVANT FIGURES

- 91% of ARAUCO's assets are certified.
- 17,199 hectares in the process of restoration.



→ **ARAUCO at COP16 on Biodiversity**

Between October 21 and November 1, 2024, the 16th edition of the world's most important biodiversity summit was held in Cali, Colombia: United Nations COP Convention on Biological Diversity (CBD). Once again, ARAUCO was present. Juan Andrés Anzieta, manager of Forests and Sustainability, and Pablo Ramírez de Arellano, senior researcher of Ecosystem Management, represented the company on ten panels of experts and leaders, where solutions were discussed and experiences shared on the challenges facing biodiversity. Among other matters, ARAUCO disclosed for the first time the results of the measurement of the natural capital of its biological assets in Chile.

On November 13, at ARAUCO's offices in Santiago, Chile, the event "Biodiversity on the corporate radar: Lessons learned from COP16" was held to show the results of the summit. The event was attended by spokespersons from the Global Reporting Initiative (GRI), Acción Empresas and sustainability specialists.

→ **Nature Positive, the new ambition of ARAUCO**

To be "nature positive" is a global objective being pushed by the Nature Positive Initiative (NPI), an alliance of conservation

organizations, research centers and companies that proposes to halt and reverse the loss of nature by 2030 and achieve full recovery by 2050. The goal calls for going beyond minimizing environmental damage in order to have a positive impact that achieves real and measurable improvements.

ARAUCO set out to be a nature-positive company as part of its strategy and is already taking steps in that direction. In 2023, the Wildlife Conservation Society (WCS) conducted a comprehensive diagnosis for the conservation of biodiversity in ARAUCO's Chilean assets. This resulted in the updating of its Biodiversity and Ecosystem Services Policy and the creation of a Climate Change Policy. In 2024 ARAUCO deployed a process of internal communication of these guidelines in Chile and the other countries where it is present.

ARAUCO's potential to contribute to the recovery of nature is high, both because of the characteristics of its operations - including carbon capture, aquifer recharge, species transit, among other factors - and because of the lower contribution of emissions and waste associated with the use of its products.

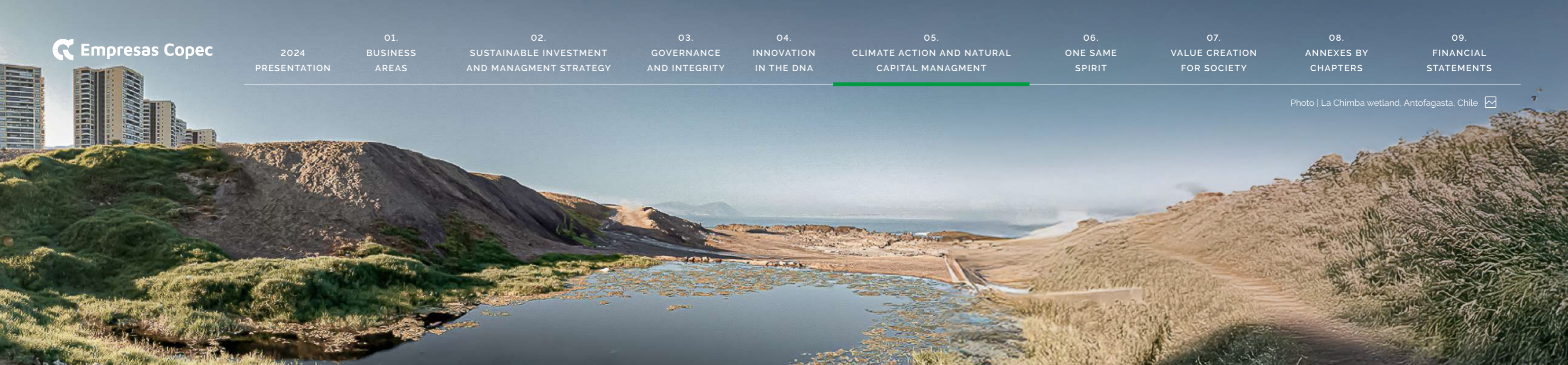
**Asset protection and fire prevention**

The decrease in precipitation and the increase in ambient temperatures caused by climate change, together with the actions of third parties, have led to an increase in forest fires. However, the number and extent of fires affecting ARAUCO's plantations in Chile during the 2023-2024 season were lower than in previous years. This is largely due to the measures taken by the company.

The subsidiary invested US\$ 72 million last year to intensify fire prevention, detection and firefighting. This included the deployment of 883 ground brigades, 80 trucks, two bulldozers, 36 surveillance towers, ten mechanized brigades and 16 helicopter brigades. In addition, two high-end helicopters returned and several innovations were developed, such as the implementation of 122 intelligent cameras that alert parkrangers in the event of unusual activities in the monitored areas. In addition, Wood Tracking, a mobile application similar to Waze, was created to identify inner roads in rural areas, their traffic conditions and show in real time the resources deployed in the event of fires.

This set of actions is part of ARAUCO's NO+ Fires program, a comprehensive prevention and control strategy focused on urban-rural interface areas (where 42% of fires occur) through three pillars: education and dissemination, fuel management and coordinated reaction with other public and private organizations.





## ⚡ Energy sector

Copec works on biodiversity conservation with a focus on ecosystems near its operations and has the goal of having a positive impact on 39 of these points by 2034.

In 2018, it started a strategic alliance with the Kennedy Foundation to recover the La Chimba wetland, Antofagasta Region and, in 2020, for the recovery of El Bato, in Quintero, Valparaíso Region. Thanks to these efforts, important milestones have been reached, such as the declaration of La Chimba as a nature sanctuary and urban wetland in 2020. A report released in 2024 revealed that its surface area has increased by 48% since work began, while the El Bato wetland has grown by 17%. Meanwhile, the species observed at La Chimba increased from 47 to 164 between 2021 and 2023, and in El Bato, the species richness recorded has increased by 70, reaching 89 in 2024.

As part of the commemoration of World Wetlands Day, celebrated in February 2024, Copec received recognition from the Municipality of Coquimbo for its participation as a strategic partner of the municipal environmental governance roundtable, an instance that seeks to preserve water and biodiversity reserves, such as the El Culebrón wetland. Copec also deploys work and diagnostic plans in Vientos del Chelenko (Aysén), Ojo de Opache (Antofagasta) and Tres Puentes (Magallanes) wetlands, the Chimbarongo estuary (O'Higgins), Huasco river (Atacama) and the Quebrada de Córdoba nature sanctuary (Valparaíso), among other ecosystems.

### → Chiletur Copec boosts tourism in national parks and protected areas

Copec's subsidiary dedicated to the tourism sector won the bid for the sale of tickets for the National System of Protected Areas in 2024. To streamline and enhance access to national parks and reserves, a new website was implemented with an English version and the option to purchase tickets for large groups. Visits to the site increased by about 40% over the previous year.

In addition, new on-site technologies were incorporated, such as self-service totems, portable sales devices and ticket verification equipment in parks with a high flow of visitors. By making it easier for visitors to enter, these tools also allow to relieve park rangers of administrative tasks so that they can focus on the conservation of the territories. Chiletur's initiative includes the dissemination of content about the protected areas through screens in service stations and Pronto stores.





 **Food sector**

Nutrisco Seafood promotes responsible fishing, which implies not only compliance with regulations, but also constant innovation to achieve the best environmental standards. As a result of this policy, Nutrisco's jack mackerel is 100% renewable. It also has several international certifications, such as Marine Stewardship Council (MSC), which ensures that jack mackerel fishing is carried out under strict quality standards and the sustainability standards set by the Food and Agriculture Organization of the United Nations (FAO).

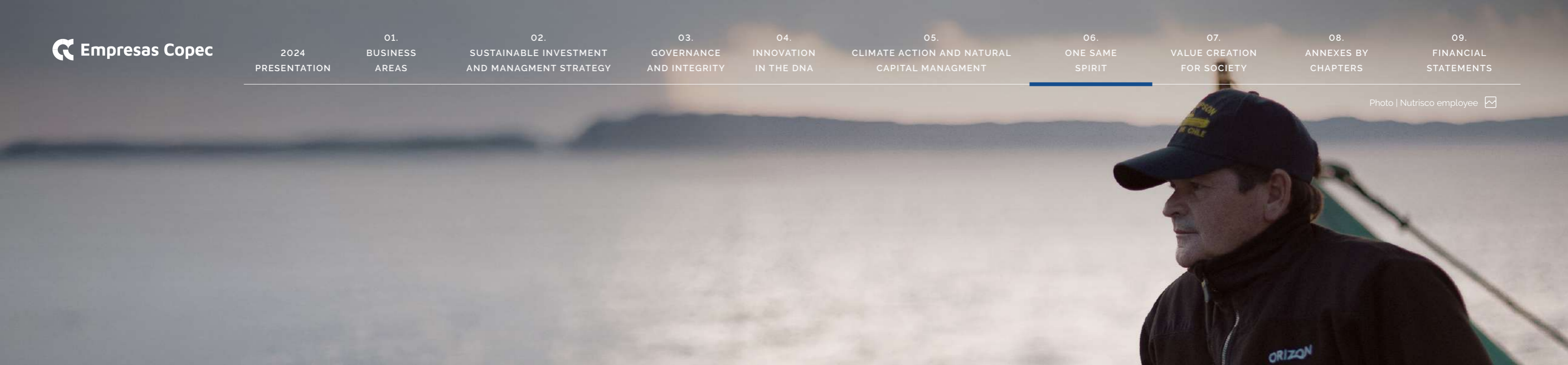


# Commitment

Commitment is the force that drives us to fulfill our promises and act in coherence with our values. It is the dedication to a purpose that transcends individual motivations, prioritizing the common good. Being committed means persevering in the face of challenges with determination and resilience. Commitment is reflected in our daily actions, in the way we face challenges and in how we actively contribute to creating a positive impact. It is fundamental to achieving shared goals and the engine for building a more hopeful and sustainable future.

# 06. One same spirit

Diversity and equal opportunity	p.153
Health and safety	p.158
Well-being and talent development	p.162

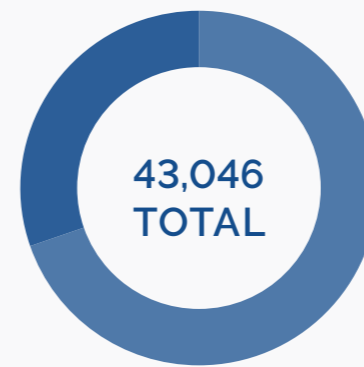


Empresas Copec's purpose invites all its employees to contribute to shape the world for future generations. In addition, the corporate values put people at the center, with a focus on their well-being and development, seeking to generate a positive impact on their lives, both inside and outside the organization. The Company and its subsidiaries are made up of a diverse team of people committed to this long-term vision, the achievement of results and the development of new business challenges. This is the result of a management oriented to generate the best conditions for the performance of the teams, promoting working environments based on respect, honesty, professional quality, training, collaborative work and good interpersonal relations.

In 2024, initiatives were promoted to socialize the corporate purpose, strengthen leadership, respond to the job profiles required by the industry and incorporate young professionals with technical specialization.

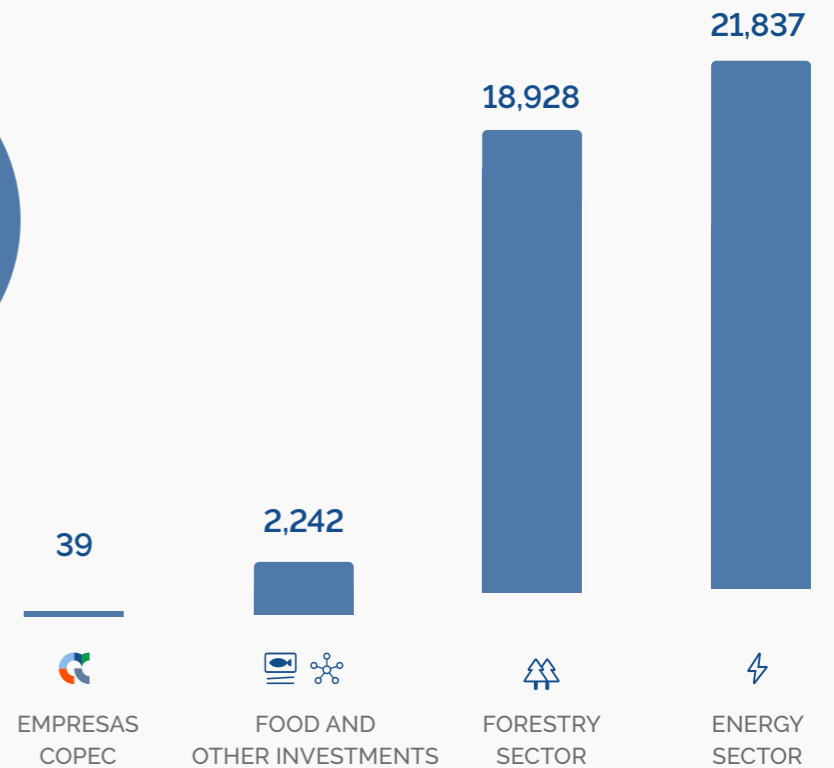
As of December 31, 2024, Empresas Copec and its subsidiaries employed 43,046 people. This figure represents an increase of 7% compared to 2023, due to the incorporation of Streat Burger and Fiordosur to the scope of the indicator. Of the total, 87% have permanent contracts and 13% have fixed-term contracts, work or task contracts or honorary contracts.

NUMBER OF EMPLOYEES  
NCG 461 (5.1.1)




♂ 70%

♀ 30%



# Diversity and equal opportunity

CONSOLIDATED DISTRIBUTION BY GENDER BY POSITION CATEGORY



2024 FIGURES

**30%** Women

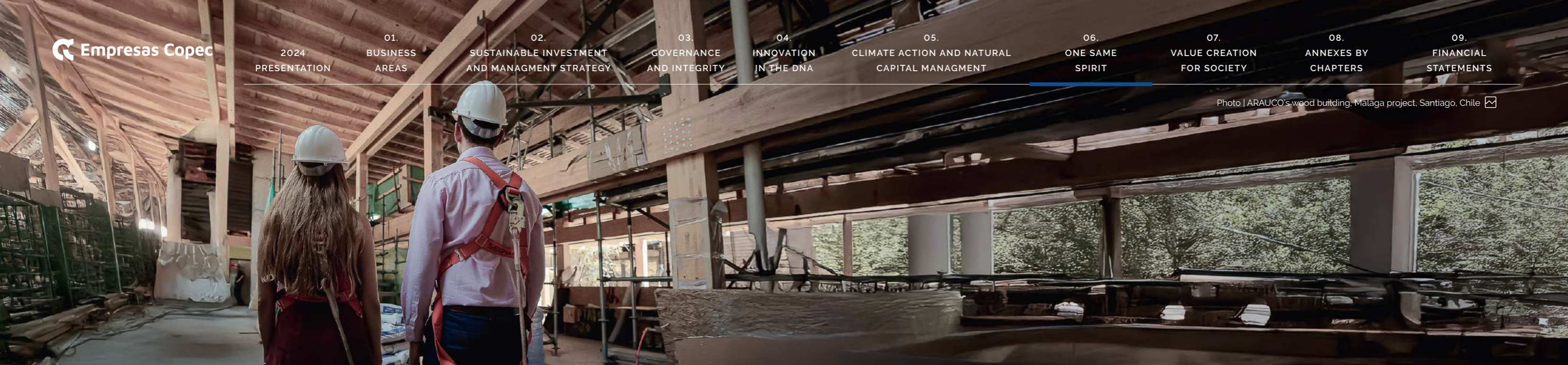
**4%** Older than 60 years

**17%** With more than 12 years of seniority

**1%** With some type of disability

Empresas Copec's Diversity, Inclusion and Respect for People Policy considers the diversity of skills, knowledge, conditions, experiences and visions that all those who perform roles at different levels of the Company must have. To ensure compliance with these commitments, the Company and its subsidiaries have channels where any person can make complaints with protection of their identity.





## 🌲 Forestry sector

COMPANY	GOVERNANCE	GENDER EQUITY INITIATIVES	INCLUSION INITIATIVES
<p><b>ARAUCO</b></p>	<p>ARAUCO fosters the necessary conditions to develop people's potential in safe work environments, based on respect, collaboration and permanent communication.</p> <p>Its Diversity, Equity and Inclusion Policy reaffirms the commitments taken on in these matters, promoting diversity as an element that generates value and well-being. It also highlights talent and professionalism as qualities that all the people who make up the company must have, among other matters.</p> <p>The precepts of the policy are the basis of the subsidiary's Diversity, Equity and Inclusion Agenda. A committee made up of employees was created to promote its implementation.</p>	<p>Following a diagnosis of gender diversity in the organization, in 2022 the company launched a work plan to incorporate this perspective in all processes. This agenda included training and awareness-raising plans for executives and managers, internal communication campaigns and mentoring programs for female employees. In addition, the company encourages the inclusion of women in the final shortlist of candidates for positions.</p> <p>→ <b>Women who leave footprints</b></p> <p>In April 2024, a meeting was held in Concepción with 200 female employees from different roles to promote ARAUCO's gender agenda. Topics such as work-life balance and promoting the active inclusion of female talent were addressed. The meeting was broadcast live to the Chilean, Argentine, Brazilian and U.S. workforce.</p>	<p>During the review of a position profile in the hiring processes, the possibility of incorporating candidates that meet the criteria of the Diversity, Equity and Inclusion Policy is always evaluated. This applies to all areas and countries where the subsidiary operates.</p> <p>Executive sponsors of people with disabilities were also appointed, whose mission is to give visibility and materialize inclusion efforts.</p> <p>Likewise, the experience of people with disabilities working in the organization is collected and a general inclusion survey is carried out to know the perception of the different initiatives carried out in this area.</p>



## ⚡ Energy sector

COMPANY	GOVERNANCE	GENDER EQUITY INITIATIVES	INCLUSION INITIATIVES
<b>Copec</b>	<p>The subsidiary considers diversity as a value that should be promoted to encourage innovation and creativity at work. For this reason, it developed its Diversity and Inclusion Policy, which aims to provide general guidelines to be followed by all employees in their daily work and operations in order to build a diverse and inclusive culture. In addition, it provides guidelines to be followed by employees in their relations with suppliers, distributors, contractors, concessionaires and consignees.</p>	<p>In recent years Copec has developed several actions to ensure gender equity, such as unbiased selection, labor flexibility initiatives, salary policies and learning programs that enhance female leadership.</p> <p>In the last five years, the subsidiary has increased the percentage of women in its staff from 29% to 34%. In addition, it promotes female leadership, with actions such as a mentoring program that in 2024 covered 35 leading female Copec employees, who were able to participate in three mentoring sessions and two workshops accompanied by the WoomUp organization. The objective is to provide them with career development tools to improve their experience in the subsidiary.</p> <p>→ <b>Women in Operation Meeting</b></p> <p>In 2024, this meeting brought together 30 women working in plant operations to promote collaborative networks and facilitate dialogue on how to promote diversity at all organizational levels. For this initiative, the subsidiary was awarded with first place in the Diversity, Equity and Inclusion category at the Tank Storage Magazine awards, a British magazine specializing in fuel storage and energy transition.</p>	<p>Copec continues to strengthen its commitment to inclusion and equity, promoting a work environment where everyone has the same opportunities and access. During 2024, the following initiatives were promoted:</p> <ul style="list-style-type: none"> <li>• Guidance and support in obtaining disability credentials for workers and their children.</li> <li>• Labor inclusion program, especially focused on the experience of workers with disabilities.</li> <li>• Accessibility plan in plants and offices.</li> <li>• Diversity and inclusion training and awareness.</li> <li>• Accompanying the worker and training his/her work team for a better adaptation to the work environment.</li> </ul> <p>→ <b>No Labels by Terpel</b></p> <p>With this program, the Copec subsidiary seeks to facilitate the labor inclusion of people with disabilities through training in sign language, unconscious bias, voice equity, inclusive hiring and blind interviews, among other topics. No Labels is active in the five countries where Terpel operates: Colombia, Ecuador, Panama, Peru and the Dominican Republic.</p>
<b>Abastible</b>	<p>The company's Inclusion and Diversity Policy promotes the implementation of initiatives to promote diverse leadership, with the conviction that different views help to build an organization capable of evolving together with society.</p>	<p>→ <b>Latam Women's Network</b></p> <p>For three years, Abastible has been implementing this program to promote gender equity and the participation of women in executive and management positions. The initiative is supported by the certified company B Women in Management (WIM) and brings together more than 100 female employees from different professions and positions in Abastible, Colgas, Duragas and Solgas, with the aim of gathering different experiences. It consists of a cycle of eight online sessions per year, where topics ranging from professional and technical matters to the development of interpersonal skills are addressed.</p>	<p>The subsidiary provides training and lectures on disability to its teams and also promotes direct intergenerational integration. Two years ago, it developed the Revaluing Senior Talent program together with Universidad Católica's SeniorLab, which included the creation of the first network of experienced mentors within the company, in charge of training new collaborators. In this way, there is now a replicable model that strengthens the training program with the experience of those who have been with the company for the longest time.</p>





## Food sector

The merger in 2024 of the main companies in the food sector into a single company, Nutrisco, imposes the challenge of identifying the particularities of each entity, together with the objectives and values in common for all and, with them, designing a shared vision of the future, which takes sustainable nutrition as a horizon to work for. Although all the units that make up the company already had guidelines or practices in matters of people development and safety, the baseline for building the foundations and defining future goals must match with the purpose to be built among all, a process that began to be executed in 2024 and will continue in 2025. In other words, the idea is to rescue the essence of the new business so that each person feels part of a common project.

Nutrisco's diversity is a characteristic of a company that brings together different sectors: from those who make up the crew of a ship to those who work in a freezing plant, as well as by

people who work in the fields and do agricultural work. Finding the common stamp is a complex challenge, but not an impossible one. Thus, together with the definition of a purpose, the practices in the different units are being reviewed, including their benefits, to adequately address the needs and differences of the teams and ensure that each person can develop themselves and guarantee their well-being, sharing a common purpose and objectives.

In 2024, the operating model was changed in terms of people, adopting different ways of working. On the other hand, the company continued promoting people's dignity, as required by Nutrisco's Code of Ethics, which rejects discriminatory attitudes and labor or sexual harassment, as well as the pressure exerted against the affected person to prevent him/her from making the pertinent complaints.

## Other investments

Alxar has a Code of Ethics and Conduct that promotes non-discrimination and respect for employees and all people who interact with the company.

Las Salinas has a Code of Ethics, updated in August 2024, which represents a guide containing the guidelines and principles that should lead the work of all those who are part of the organization. This includes commitments to the safety and health of people, the development of those who are part of the company, the establishment of permanent relationships, and transparent and honest communication, among others.



Photo | ARAUCO's wood building, Málaga project, Santiago, Chile

## Salary equity

The incomes and benefits of those who work at Empresas Copec and its subsidiaries are defined taking into account market remuneration. All salaries exceed the national minimum in the countries where the Company and its subsidiaries operate.

Empresas Copec's Diversity, Inclusion and Respect for the Person Policy<sup>(1)</sup> establishes that the definition of work terms and conditions (such as tasks, training, remuneration, benefits, promotion, transfer and internal discipline) must be differentiated only by characteristics of the role and the qualifications required for a specific job or position, and not by other aspects that could be considered discriminatory or arbitrary.

208% of Chile's gross minimum salary (\$ 500,000 as of July 1, 2024) reached the minimum remuneration paid by Empresas Copec in 2024, without considering bonuses and other variables.

Given the diversity of industries in which the holding participates, the different companies calculate their salary gap on a case-by-case basis, disclosing their results in their respective annual reports. Additionally, each subsidiary reviews its compensation structure once a year, seeking to adapt income levels to the dynamics of the labor market in each country and considering the development opportunities of people in relation to their performance.

SALARY GAP AT EMPRESAS COPEC S.A.	2024			2023		
	% OF WOMEN	MEAN GAP (%) <sup>(4)</sup>	MEDIAN GAP (%) <sup>(5)</sup>	% OF WOMEN	MEAN GAP (%) <sup>(4)</sup>	MEDIAN GAP (%) <sup>(5)</sup>
Senior Management <sup>(2)</sup>	0%	Not applicable	Not applicable	0%	Not applicable	Not applicable
Management	40%	87.5%	93.2%	40%	79.6%	83.1%
Head of Departments	57%	166.5%	146.0%	100%	Not applicable	Not applicable
Other professionals <sup>(3)</sup>	59%	94.3%	86.2%	53%	87.1%	65.6%
Administrative	75%	138.2%	135.0%	75%	152.1%	148.8%
Assistant	0%	Not applicable	Not applicable	0%	Not applicable	Not applicable

1. Available in [Diversity, Inclusion and Respect for Individuals Policy](#)

2. Corresponds to managers who fulfill the role of legal representative of the Company.

3. It includes analysts from the areas of Communications, Accounting, Strategy and Development, Finance and Sustainability, between zero and seven years of experience.

4. Ratio of the average gross hourly wage of women to that of men.

5. Ratio of median gross hourly wage of women to that of men.



# Health and safety

NCG (5.6)

Empresas Copec and its subsidiaries promote safe working environments and a culture of protection and safeguarding of life. These objectives are reflected in its Occupational Health and Safety Policy, which ensures the well-being of employees,

seeking to reduce the risks associated with their activities in a continuous and progressive way.

Each company in the Group complements its health and safety programs with training that addresses regulatory, normative and operational aspects.

## SAFETY TRAINING IN 2024

### DIRECT EMPLOYEES OF EMPRESAS COPEC AND SUBSIDIARIES

- 23,000 health and safety courses delivered
- 162,000 hours of health and safety training

### CONTRACTORS OF EMPRESAS COPEC AND SUBSIDIARIES

- 21,000 health and safety courses delivered
- 91 thousand hours of health and safety training

## 2024 FIGURES

**3.4**

Consolidated accident rate for collaborators<sup>(6)</sup>

**0.0**

Consolidated fatality rate for collaborators<sup>(7)</sup>

**0.2**

Consolidated rate of occupational diseases<sup>(8)</sup>

**7.0**

Consolidated average days lost due to occupational accident for employees<sup>(9)</sup>

6. (N° of work accidents / N° of workers x 100)

7. (N° of fatalities due to occupational accidents / N° of workers x 100,000)

8. (N° of occupational diseases / N° of workers x 100)

9. (Days lost due to accidents / N° of work accidents)





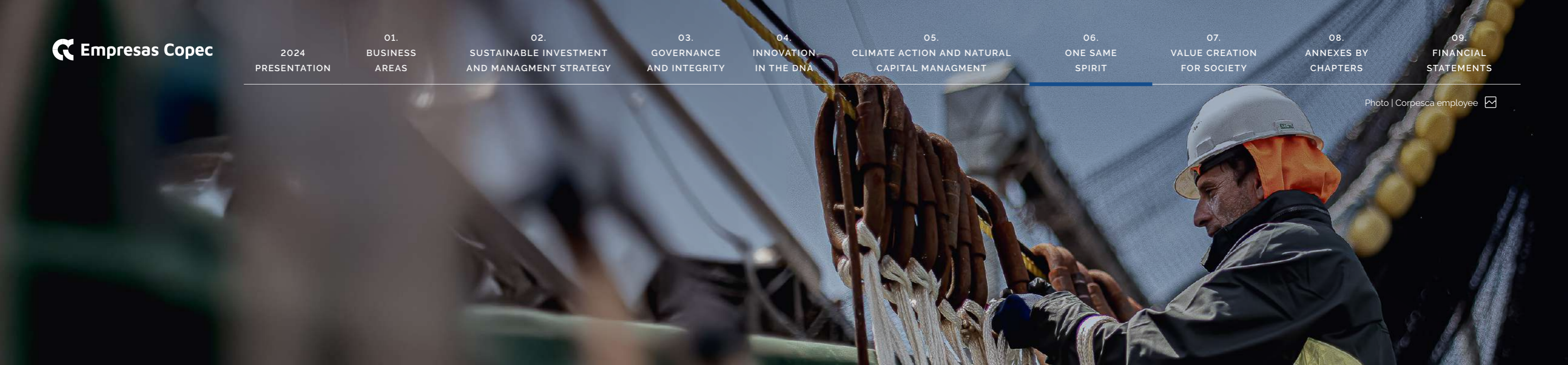
## 🌲 Forestry sector

COMPANY	GOVERNANCE	SAFETY	OCCUPATIONAL HEALTH	GOALS AND RESULTS
ARAUCO	<p>ARAUCO's Environmental, Quality, Safety and Occupational Health Policy establishes that the protection of the environment, product quality, and the occupational health and safety of its own and external workers are necessary conditions for the sustainable development of its activities.</p> <p>The cultural change committees, made up of employees, are responsible for managing the problems specific to each location. Over time, they have progressively included more service companies, due to their relevant role in meeting safety goals.</p>	<p>→ <b>Together for a better life</b></p> <p>This corporate management model, which is implemented in all countries where the company operates, is based on three principles: empowered workers, safe teams, and a job well done. The program develops complementary practices that foster cultural changes, correct behaviors, generate learning and promote the role of team leaders in safety matters. It also contains four commitments and 16 work areas to organize daily tasks so that teams take an active role in caring for their integrity.</p> <p>On the other hand, the subsidiary continues to reinforce measures that have proven to be effective, such as Safe Team and ABC corporate practices (daily self-assessment of actions taken to correct unsafe behaviors or conditions), 123 (three steps that are activated when a high potential incident occurs), the 5 Key Rules and visible leadership.</p>	<p>Two types of surveillance are applied at all ARAUCO facilities: environmental, including the identification, evaluation and control of risks to which employees may be exposed; and medical, whose purpose is to prevent or detect a disease in the subclinical or pre-symptomatic phase, in order to take the appropriate measures to reverse or delay its progress. Workers with a certain level of risk are medically evaluated to determine whether their health is suitable for their position and are then monitored periodically. To facilitate access to medical care, there are first aid or clinic facilities at all ARAUCO locations, staffed by properly trained health personnel.</p> <p>In addition, the Company carries out different initiatives focused on health care, such as programs for hearing conservation, respiratory protection, ergonomics and rehydration, where employees are routinely trained on the risks to which they are exposed and the use of personal protective equipment. ARAUCO also has general health insurance for its teams and vaccination campaigns, as defined by the health authorities.</p>	<p>→ <b>Goal:</b></p> <ul style="list-style-type: none"> <li>To be a leading company in security.</li> </ul> <p>→ <b>Results:</b></p> <ul style="list-style-type: none"> <li>The accident rate was 0.47 in 2024, which represents a reduction of 9.4% compared to 2023.</li> </ul>



## ⚡ Energy sector

COMPANY	GOVERNANCE	SECURITY	GOALS AND RESULTS
<b>Copec</b>	Copec's Quality, Safety, Health and Environment Policy is reflected in its Safety and Risk Management System, which covers all direct and indirect employees, based on international standards ISO 9001, ISO 14001 and ISO 45001, with certifications in force. Responsibility for this system lies with the Risk Prevention area, which monitors the facilities and implements control measures to minimize the risk of personnel exposure. A safety management platform is available for notifying dangerous work situations.	After applying the DECKRA OCDI safety culture diagnostic in 2022, Copec developed a series of action plans and initiatives to improve its results. It also trained the entire executive committee to generate the greatest possible impact in this area. Since 2024, these leaders have added field visits to their agendas to provide visible leadership.	<p>→ <b>Goal:</b></p> <ul style="list-style-type: none"> <li>To be a leading company in security.</li> </ul>
<b>Abastible</b>	The purpose of Abastible's People Safety Management System is to protect the health and safety of its own workers, contractors and third parties. To this end, there is a Safety and Operational Integrity Policy and other guidelines that promote risk minimization through preventive actions.	<p>→ <b>People and Processes Security Model (OIEM)</b></p> <p>For the past five years, the subsidiary has implemented a world-class process safety management system that fosters leadership commitment, strengthens critical infrastructure, and encourages continuous improvement. It incorporates elements of risk assessment and management, safe facility design and construction, mechanical integrity, documentation, incident investigation and analysis, emergency preparedness, community relations, and change management.</p> <p>Abastible also applies the GO Methodology, an operational management system that establishes individual and group behaviors aligned with OIEM safety management.</p> <p>This model has been accredited by Dupont Sustainable Solutions (DSS+) and also extends to the subsidiaries Colgas, Duragas and Solgas.</p>	<p>→ <b>Goal:</b></p> <ul style="list-style-type: none"> <li>The company drew up a 2023-2027 roadmap, defining three pillars: strengthening the OIEM Model, developing a fair and committed safety culture, and making progress in the safety provided to customers.</li> </ul>



## Food sector

Nutrisco's occupational health and safety management aims to move forward in a preventive culture. To achieve this, work is carried out based on three pillars: occupational health and safety management system; technical reliability; and human and organizational factors.

With the merger, the safety policy and the monitoring of indicators were extended to all the entities that previously made up the holding company, achieving consolidated figures and the exchange of initiatives. The company is also working on the characterization of the staff and on a diagnosis with a view to implementing good practices and, eventually, certification in these matters.

## Other investments

Alxar's organizational culture has people at its core. In this way, the company promotes initiatives aimed at the comprehensive development of its employees and to promote self-care in each collaborator. The company's Occupational Health and Safety Policy is based on six pillars: leadership; emphasis on people; permanent alertness; management based on proactive and transparent communication; adequate infrastructure; and safety culture.

In 2024, Mina Justa in Peru showed good results in occupational health and safety, exceeding those of large mining conglomerates, placing it among the top five copper operations worldwide in this area.

## | Well-being and talent development

Empresas Copec and its subsidiaries comply with all legal obligations in labor matters, including those related to social security payments and social benefits contained in the regulations of the territories where they are present. Each Group company implements strategies to attract, retain and develop talent.

On the other hand, training and career development programs and plans are designed considering the specific needs of each industry and its context. Among the topics addressed in 2024 were environmental issues such as climate change and green hydrogen, taxes, production, maintenance, leadership, languages and technical knowledge related to the role and the acquisition of skills to empower teams.

### 2024 FIGURES

**US\$ 13,237 thousand**  
invested in training to collaborators

**24,548**  
collaborators  
trained

**27%**  
Consolidated  
hiring rate

**22%**  
Consolidated  
Turnover rate

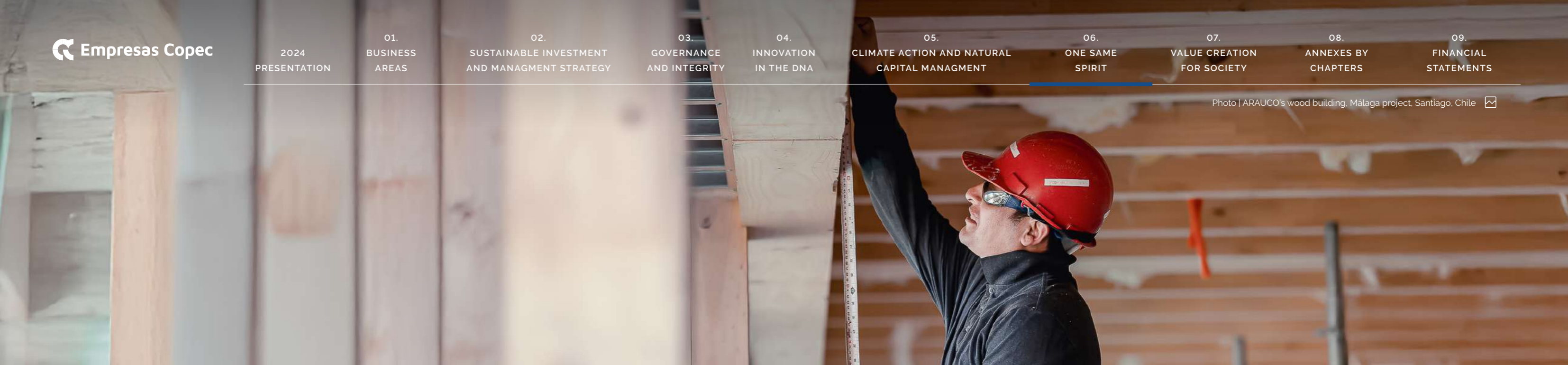
**18**  
hours of training per employee  
on an annual average

**57%**  
of the collaborators with  
performance evaluation

**24%**  
of the positions were filled  
by internal applicants



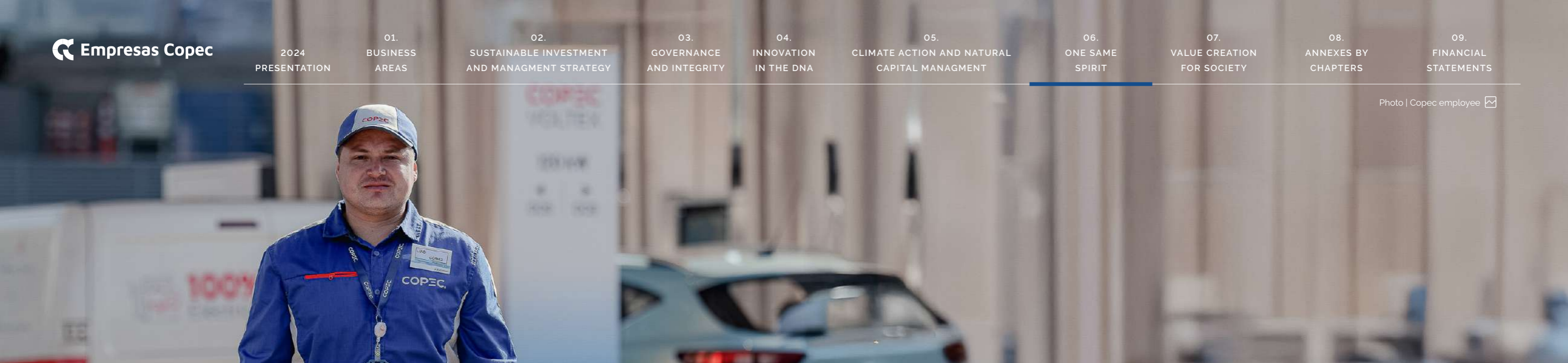
Photo | ARAUCO's wood building, Málaga project, Santiago, Chile



## 🌲 Forestry sector

COMPANY	TALENT ATTRACTION	SKILLS DEVELOPMENT	CULTURE AND WORK ENVIRONMENT	BENEFITS
ARAUCO	<p>ARAUCO's Attraction and Selection Policy favors equal opportunity, efficiency and equity in all hiring processes. This procedure is led by a selection consultant from the Training and Organizational Development Department, who advises on the search for potential hires.</p> <p>In order to promote local development, the Attraction and Selection area is concerned with considering organizations and institutions in the geographical area of the country where recruitment is required.</p> <p>To meet both its growth and the challenges of technological changes in operations, the subsidiary is very active in attracting new talent, especially for the critical positions it has identified. Many are related to forestry operations and pulp mills, which are becoming more and more technologically advanced, as well as to data science and artificial intelligence. The attraction strategy focuses on promoting company: its sustainable model, its international presence and its broad projection, attributes that have made ARAUCO the most attractive company to work for in the forestry industry, according to Merco Talento.</p>	<p>Ongoing training of its teams is another way in which ARAUCO faces its growth challenges. To this end, it has learning initiatives with innovative and agile methodologies to adapt to different realities, which also facilitate internal mobility through the identification of career paths in critical areas.</p> <p>→ <b>Academia Forestal (Chile)</b></p> <p>A training program aimed at enabling employees in strategic initiatives for the forestry sector in Chile, such as mechanization in internal harvesting. One of its hallmarks is the development of technological tools that facilitate learning, such as tailor-made simulators. To date, more than a thousand people have been trained.</p> <p>→ <b>ARAUCO Campus</b></p> <p>Thanks to an alliance between ARAUCO and Duoc U, this technical-professional training center in the municipality of Arauco (Biobío Region) links theoretical education with hands-on training in the workplace. In addition to the careers taught under the dual education model, it is a training center for some of ARAUCO's training programs.</p>	<p>→ <b>One ARAUCO</b></p> <p>The company promotes the "One ARAUCO" culture, which motivates leaders to engage with their teams and spread the company's values, processes and strategy in order to develop an organization that is aligned and committed to new challenges.</p> <p>→ <b>Work environment</b></p> <p>In order to identify opportunities for improvement and strengths in the work environment, the subsidiary annually measures its organizational climate through the Voz Activa survey, which is conducted simultaneously in Argentina, Brazil, Chile, Mexico, the United States and the different commercial offices.</p>	<p>All of ARAUCO's employees receive benefits such as health, accident and life insurance, time off, food, shuttle buses to industrial plants far from urban centers, and loans. There are also scholarship programs for co-workers and their children. In Chile, the company also supports the financing of the purchase of a first home or the repair of one's own home for 5% of the workforce per year.</p>






## ⚡ Energy sector

COMPANY	TALENT ATTRACTION	SKILLS DEVELOPMENT	CULTURE AND WORK ENVIRONMENT	BENEFITS
Copec	<p>The company is well-known as an attractive place to work, as indicated by several employability rankings and a low turnover rate, because it has always put people at the center. In addition, it has been able to transfer to the teams the conviction that Copec is indispensable for the development and mobility of the country, which it complements with a work environment characterized by permanent innovation and a challenging distribution of responsibilities.</p> <p>In order to attract and incorporate the best talent required for its transformation process, it participates in university fairs and networking activities, both on-site and online.</p>	<p>One of the current focuses of the subsidiary's work is organizational adaptability, a necessary attribute to face the increasingly demanding requirements of the market, as well as the irruption of new technologies and competitors. For this reason, it is essential to have well-cohesive, enthusiastic teams with a sense of purpose and a willingness to change.</p> <p>In this context, Copec's Training Policy promotes a culture of learning and knowledge management that is a competitive advantage for the professional development of its employees. To this end, it offers a series of training programs organized into three pillars:</p> <ul style="list-style-type: none"> <li>• <b>Training in specific knowledge:</b> mandatory courses associated with the position and role of the workers.</li> <li>• <b>Regulatory training:</b> cross-cutting and mandatory, with the goal of complying with corporate policies, the company's cultural model and operational regulatory knowledge.</li> <li>• <b>Complementary training and development of employability:</b> aims at training the employee beyond his or her role, through scholarships.</li> </ul>	<p>Copec's organizational culture is strongly linked to its purpose and its good brand reputation. Today, the company faces the challenge not only to continue strengthening this culture, but also to transfer it to the new generations and teams that have joined the subsidiary through the latest acquisitions.</p> <p>→ <b>YOUR Copec Recognition</b></p> <p>This program encourages peer-to-peer recognition. One of its milestones is the presentation of awards during the company's anniversary, where individuals and teams that have made high-impact contributions to the business are celebrated.</p> <p>→ <b>Copec PRO Leaders Program</b></p> <p>Its objective is to stamp an adequate leadership seal to face current and future challenges, generating benefits in people, teams, projects and results.</p> <p>→ <b>Work environment</b></p> <p>The main indicator to know the opinion of its employees is the Work Climate and Satisfaction Survey, which is applied annually to draw up action plans to strengthen key organizational aspects.</p>	<p>Among the benefits offered by Copec are its health programs, undergraduate and graduate scholarships, holiday bonuses, academic excellence awards for children, financial guidance, extracurricular activities and earning points in different activities that are later exchanged for free time or experiences.</p> <p>→ <b>Terpel's Bienser Program</b></p> <p>Seeks to improve the mental health and quality of life of employees and their families, promoting initiatives that enable a balance between work and personal life. Includes Teleapoyo BIP, a helpline that provides legal, financial, tax and coaching support.</p>





COMPANY	TALENT ATTRACTION	SKILLS DEVELOPMENT	CULTURE AND WORK ENVIRONMENT	BENEFITS
<b>Abastible</b>	<p>Attracting and developing talent is an essential practice within Abastible's people management. Business continuity is based on the capacity and commitment of its staff, together with the distributor network. Therefore, in order to move forward to the next level of service, it needs teams with innovative and efficient leadership.</p> <p>The Talent Center of Excellence is responsible for planning and implementing professional development plans. In terms of attracting talent, Abastible continues to in the top positions in the measurements carried out in Chile and other countries where its subsidiaries have presence. This position has been strengthened thanks to the existence of a purpose that translates into tangible measures to help the development of a group of crucial players for the country's progress, such as SMEs.</p>	<p>The company's training offer covers different dimensions aimed at continuous improvement. To align them with the new corporate purpose, in 2023 we redefined job competencies and redesigned training plans, which continued to be offered in 2024. Some of the programs are:</p> <ul style="list-style-type: none"> <li>• <b>Our Orange Culture:</b> delivers critical business knowledge and corporate values.</li> <li>• <b>Facilitators Program:</b> strengthens the skills of learning facilitators within the company.</li> <li>• <b>Abastible Potential:</b> increases the skills of young collaborators and those with growth potential.</li> <li>• <b>Impulse:</b> Aimed at administrative and technical positions with development potential within the company.</li> <li>• <b>Digitalization:</b> training in the basic use of computer tools.</li> </ul>	<p>Abastible's purpose, "to empower the entrepreneurial spirit", invites to act collectively under a common identity resulting from a change management process that began in 2023 and is still ongoing. In this sense, communication is the natural bridge for employees to complete the transformation that the company requires for the challenge of supporting the work of SMEs in Chile.</p> <p>→ <b>Work environment</b></p> <p>Until 2023, Abastible measured its work climate once a year, with high participation and satisfaction around 90%. As of 2024, it applied a change in the measurement, to move to a methodology focused on the levels of commitment shown by employees in relation to the company.</p>	<p>Abastible continued to apply the "wellbeing" concept, with a comprehensive approach that promotes the physical, emotional and psychological wellbeing of its employees through the Gallup wellbeing model. In this context, its benefits program covers multiple areas:</p> <ul style="list-style-type: none"> <li>• <b>Healthy living:</b> influenza vaccination, supplementary insurance, oncologic and dental agreement, etc.</li> <li>• <b>Family:</b> marriage, death and childbirth allowances, parental leave for birth or adoption, school awards for children, etc.</li> <li>• <b>Flexibility:</b> gradual reinstatement from postnatal leave, leave for children's health care, extension of postnatal leave for fathers, etc.</li> <li>• <b>Training:</b> scholarships and agreements to learn languages.</li> <li>• <b>Financial welfare:</b> loans, years of service awards, voluntary retirement compensation, discount agreements, etc.</li> </ul>





→ **Empresas Copec and its subsidiaries among the most attractive companies to work for in 2024**

- For the second consecutive year, Empresas Copec ranked second in the corporate holding category of the Merco Talento Chile ranking and 45th overall, out of a total of 200 companies.
- ARAUCO reached first place in the forestry category and climbed to 31st place in the overall ranking.
- Copec remained in first place in the energy and distribution sector, and climbed to tenth place in the overall ranking, entering the Top 10 of the most attractive companies to work for in Chile.
- Abastible ranked third in the energy and distribution sector for the second year, and 43 overall.
- Terpel, a subsidiary of Copec, was recognized with the Gallup Exceptional Workplace Award 2024 as one of the five best companies to work for in Colombia.

→ **New management at Nutrisco**

As part of the reorganization that Nutrisco underwent in 2024, becoming a single company with different business units, this subsidiary created two new divisions: People and Sustainability. Thus, it will be able to become an organization that, while respecting the particularities of the different businesses, aims at common standards of quality and service, with teams committed to sustainable nutrition and the objectives established for the group of entities for its customers and stakeholders.

In 2025, Nutrisco seeks to advance in the analysis of information from the units to identify gaps and define objectives in relation to issues such as equity, diversity and inclusion.





# Welfare


Welfare is the essence of a prosperous and balanced society. More than a goal, it is an ongoing process that requires a sustained commitment to face the challenges of today and build a hopeful future. At Empresas Copec, we understand welfare as a collective responsibility that drives every decision and action. Promoting it implies fostering the comprehensive development of people, communities and the environment in which we live. It means being aware that only through tangible actions can we counteract current threats and forecast prosperity for future generations. This commitment drives us to generate a positive impact that transcends, seeking that each action contributes to social welfare today and tomorrow.

# 07. Value creation for society

Social value creation approach	p.170
Human rights	p.171
Supplier management	p.177
Community development	p.184



## Social value creation approach



Building the future is a task that requires the participation of everyone. For this reason, through its lines of business, Empresas Copec and its subsidiaries aim to strengthen the capabilities of society and, in particular, of the groups with which it interacts, so that everyone can collaborate and benefit from this joint construction. Thus, they seek to organize initiatives that contribute social value beyond their industrial and economic activities.

### Citizen Brands

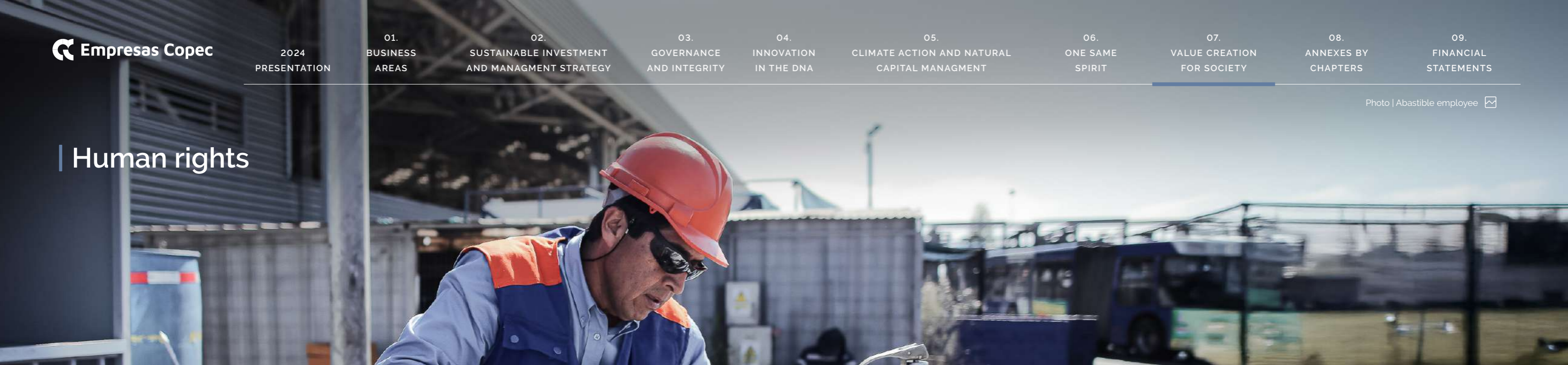
The 15<sup>th</sup> version of the Cadem Citizen Brands study, for the second half of 2024, highlighted the subsidiary Copec as the second best evaluated brand out of a total of 310 companies that took part in the survey, an increase of 13 places compared to the previous version. Copec also topped the service station category. Pronto led the convenience store sector, climbing from 91st to 37th place.

Other subsidiaries of the group that are part of the list are Abastible (59), Blue Express (115) and ARAUCO (167).

According to Cadem's definition, citizen brands are those that have a relevant impact on society and on people's quality of life. They are brands with a purpose and that have placed the relationship with the community at the heart of their business.



# | Human rights



Empresas Copec maintains an explicit commitment to respect human rights, framed in compliance with the United Nations' Guiding Principles on Business and Human Rights. They also recognize the ten principles of the Global Compact<sup>(1)</sup>, of which the Company has been a member since 2021.

In the development of its business, Empresas Copec applies its Human Rights Policy<sup>(2)</sup>, taking care to respect all its stakeholders. In addition, together with its subsidiaries, it complies with the labor laws and regulations of each country and region, and strives to guarantee stable employment and fair wages for its employees.

## Third Diagnosis of Human Rights and Business

This instance, led by Pontificia Universidad Católica de Chile's Corporate Sustainability Program, evaluates the Chilean private sector using the methodology of the Corporate Human Rights Benchmark (CHRB), of the World Benchmarking Alliance (WBA), in its "Core UNGP" version. This is composed of 12 indicators that evaluate the fundamental components of the United Nations Guiding Principles on Business and Human Rights Council including commitments, due diligence in the and access to repair.

In this version, Empresas Copec obtained 13.5 points out of a maximum of 24, which is equivalent to a level of compliance of 56% regarding the indicators evaluated and an increase of six points compared to the previous diagnosis. This result places the Company above the general average of both IPSA companies and those belonging to the holding sector. Its most significant year-on-year improvement was in the human rights risk identification and management systems (due diligence) pillar of the assessment.

1. Initiative created by the United Nations to promote the incorporation of sustainability in the work of companies, through the commitment to implement specific plans and programs around the principles of human rights, labor relations, environment and anti-corruption methods in line with the 2030 Agenda and its 17 Sustainable Development Goals (SDGs).

2. Available at [Human Rights Policy](#)





## Whistleblower channel

NCG 461 (8.1.1 / 8.1.2)

Empresas Copec has a communication channel, managed by an independent, confidential and anonymous third party<sup>(3)</sup> so that any person who has information about violations of Law N° 20,393 and its amending laws can report them directly to the Company's Offense Prevention Officer (OPO). Through this means, it is also possible to report conduct that deviates from the Code of Ethics, corporate values, the Human Rights Policy or the Diversity, Inclusion and Respect for People Policy, labor legislation and any other regulations in force.

The complaints may refer both to employees of Empresas Copec and to entities that maintain relations with it.

Once a complaint is received, the OPO must evaluate its merit and initiate an investigation as soon as possible, gathering all available background information. It then brings the situation to the attention of the Ethics and Compliance Committee, to agree on the next steps, in accordance with the Whistleblower and Consultation Channel Procedure<sup>(4)</sup>.

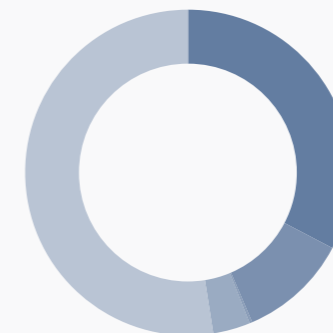
In addition, each subsidiary has its own channels to ensure fluid communication with the various stakeholders.

### ANALYSIS OF MONITORING SYSTEMS CONSOLIDATED FOR 2024

**517**  
Inquiries and complaints investigated and resolved

**53**  
Dismissals originated for investigated complaints

#### PERCENTAGE OF QUERIES AND COMPLAINTS RELATED TO<sup>(5)</sup>:



32.7% Sexual and non-sexual discrimination and harassment  
 10.6% Corruption and bribery  
 0.6% Privacy of customer data  
 4.1% Conflicts of interest  
 0.0% Asset laundering  
 52.1% Other inquiries and complaints

3. Available in: [Online Ethics](#)

4. Available in: [Whistleblower and Inquiries Channel Procedure](#)

5. In some cases, complaints may be classified under more than one category due to the nature of the facts reported.

Indicator verified by Deloitte. For more information see section "External verification" in chapter 8.



## Forestry sector

ARAUCO has a Human Rights Policy<sup>(6)</sup> whose foundations are also reflected in the Code of Ethics<sup>(7)</sup>. In addition, ARAUCO's own operations comply with applicable regulations and respect for the rights of indigenous peoples, workers and neighboring communities.

**280**  
community consultations in 2024

**1,292**  
neighbors participating in 2024

### Environmental and social risk analysis of forestry operations

The subsidiary uses a tool called Environmental and Social Risk Analysis (ARAS for its acronym in Spanish) to assess the environmental and social aspects associated with its forestry operations. This tool considers the general background of the operations and factors in the area of influence, such as communities and their related aspects (assets, sites of social interest, previous conflicts, etc.), public infrastructure, connectivity, easements and biodiversity, among others. Based on this information, the company determines measures to prevent or mitigate the im-

pacts detected, establishes deadlines for its implementation and designates responsible parties.

If necessary, it also carries out community participation and consultation processes to communicate and reach consensus on preventive or corrective measures resulting from the operations.


The commitments associated with the ARAS are then monitored through the Environment and Communities unit, which reports to the Integrated Management Board on the progress and closure of these issues. With the information gathered, the company periodically updates its Aspects and Impacts Matrix and the control measures in its Integrated Management System.

ARAUCO HAS DEFINED THAT THE FOLLOWING ACTIVITIES REQUIRE A MANDATORY ARAS:

- Road strips
- Road construction
- Gravel production, stockpiling and transportation
- Thinning
- Harvesting
- Transportation
- Use
- Biomass production and transport
- Chemical applications
- Conglomerate
- Interface and fuel reduction

6. Available in: [ARAUCO's Human Rights Policy](#)

7. Available in: [ARAUCO's Code of Ethics](#)





## Respect for indigenous peoples

Although ARAUCO manages forestry assets in Chile, Argentina, Brazil and Uruguay, only in the first two countries does it operate in areas inhabited by indigenous peoples. To support the exercise of their right to self-determination -recognized by ILO Convention 169 and the United Nations Declaration on the Rights of Indigenous Peoples- the company considers essential to implement community consultations with free, prior and informed consent.

The same management mechanism that exists for local communities is used to resolve potential conflicts. This tool is communicated during the community consultation prior to the start of forestry operations, where its scope is also explained and assurances are given that it is a balanced, bilateral process based on trust. In general, the disputes reported through this mechanism are linked to the Mapuche community in Chile over land use or ownership.

**38**  
indigenous  
consultations in 2024

**185**  
Indigenous peoples'  
representatives participating in 2024

**130**  
cases of Mapuche  
claims registered





## ⚡ Energy sector

The subsidiary Copec has a Human Rights Policy<sup>(8)</sup> where it recognizes, respects and ensures respect for the human rights of its employees and other stakeholders. This document was prepared based on the United Nations Guiding Principles.

Abastible assumes the same obligation in its Human Rights Policy<sup>(9)</sup>. In labor matters, it applies its Regulatory Compliance Procedure, which aims to identify the laws and regulations applicable in this area, keep this information updated and evaluate compliance.

### → Identification of socio-political and human rights risks in Organización Terpel's operating environments

The Terpel subsidiary published an analysis to report on the potential socio-political and human rights risks in its operating environments, as well as the tools to support their management and protocolization. The exercise began by identifying them according to different criteria in order to develop an action plan, taking into account the weight of each risk.

8. See more in: Copec [Copec Human Rights Policy](#)

9. See more in: Abastible [Abastible Human Rights Policy](#)





 Food sector

**Nutrisco's participation in the Council for Environmental and Social Recovery of Coronel**

This body is in charge of carrying out the Program for the Environmental and Social Recovery of the Coronel area, whose main goal is to revitalize the municipality in a constructive spirit based on dialogue and the commitment of all its inhabitants. Representatives of the community, the public sector and companies of the municipality participate in the council, including

Nutrisco. In 2024, the subsidiary continued to collaborate in the search for solutions for odor management, air quality improvement, environmental education, landscape protection and biodiversity, among others.

In Coquimbo, Orizon Seafood is part of the Environmental Governance Board, led by the local municipality, which promotes collaboration between public and private institutions. Thanks to this instance, the municipality achieved the level of environmental governance by the Ministry of the Environment.



# Supplier management

NCG 461 (7.1) 

Empresas Copec and its subsidiaries have policies and procedures aimed at granting fair and timely payment to its suppliers, in addition to guaranteeing that the criteria of usefulness, quality, timeliness and budget are favored in the selection processes. To choose and contract suppliers, Empresas Copec uses technical, professional, economic and ethical criteria that are in line with the Company's needs. The selection procedures are objective and transparent, established prior to the process and demonstrable before higher authorities. Empresas Copec's supplier payment policy considers disbursements every 15 days once the invoice is approved, making no distinction between critical, national, international or SME suppliers.

The Company did not register agreements in the Register of Agreements with Exceptional Payment Periods kept by the Ministry of Economy. Empresas Copec defines a supplier as critical according to parameters such as the value of purchases, its alternatives, handling of strategic or confidential information, regulatory and legal requirements, operational contingency and effects on the process, support for corporate strategy and reputational and economic impacts. Likewise, the specific risks inherent to the geographical location of the companies are taken into account, i.e. the most relevant local issues in each country and region. The particularities of each productive sector are also considered.

ARAUCO evaluates its suppliers to establish whether there are associated sustainability risks, which it categorizes as high, medium or low. Based on this evaluation, monthly actions are generated for each one. Procurement practices are continually reviewed to ensure alignment with supplier integrity expectations and to avoid potential conflicts with ESG requirements. Copec has a supplier evaluation policy that considers sustainability, innovation and industrial safety parameters, among others. The results of these evaluations are used to generate action or corrective plans for those with opportunities for improvement.

## RELEVANT FIGURES

- 15 days was the average payment period to domestic suppliers of Empresas Copec S.A. in 2024, four days less than in 2023.
- 5.4% of the total number of suppliers defined as critical in 2024, unchanged from the previous year.
- 67.4% of total procurement payments to critical suppliers in 2024, 0.4 percentage points more than in 2023.



## Empresas Copec S.A. Supplier Code of Conduct<sup>(10)</sup>

In order to build a sustainable supply chain, Empresas Copec created the Supplier Code of Conduct, which establishes the business practices and minimum sustainability requirements that all its suppliers must comply with in order to maintain a

balance between economic growth, environmental care and social welfare. All purchase orders have clauses requiring them to follow the obligations contained in the code, which are as follows:

### SUPPLIER CODE OF CONDUCT

#### Labor and human rights

- Compliance with proclaimed human rights.
- Freedom of association.
- Prohibition of discrimination. Prohibition of forced labor.
- Safe work environment based on respect, honesty and teamwork, seeking to continuously and progressively reduce the risks of operations.
- Respect and promotion of diversity and inclusion.

#### Health and safety

- Delivery of working conditions that allow for healthy, safe and comfortable working environments, in order to prevent illnesses, accidents and injuries.

#### Sustainability

- Business management with responsibility and integrity in environmental, social and governance issues.
- Compliance with applicable environmental regulations.

#### Ethical management

- Independent, fair and transparent relationship.
- Rejection of any activity related to the offenses contemplated in the Law N° 20,393 and all those that may be incorporated to such law in the future.
- Compliance with free competition.
- Prohibition of any situation that could constitute a potential conflict of interest.

## Supplier evaluation

**78,448**  
total suppliers in 2024

Empresas Copec and its subsidiaries evaluate their suppliers to align them with the interests and standards defined by each of them, while strengthening the management of those qualified as critical. The evaluations are carried out through the systematic verification of evidence and documents and, on occasions, in the field, with personnel hired for this purpose. These include:

- A diagnosis of its status
- Identification of opportunities for improvement
- Proposal of action plans
- Follow-up of operations
- Recognition of achievements
- Legal compliance

### 2024 FIGURES

- 95.8% of domestic suppliers on a consolidated basis, 2.4 percentage points more than in 2023.
- US\$ 26.402 billion paid to suppliers at consolidated level, 8.9% less than in 2023.
- 67.4% of the total amount spent with suppliers was with critical/significant suppliers.
- 5.4% critical suppliers at on a consolidated basis<sup>(11)</sup>, unchanged from last year.
- 7.3% of suppliers on a consolidated basis received some type of evaluation, 4.5 percentage points more than in 2023.

MAIN GENERAL ASPECTS EVALUATED	IDENTIFICATION OF SPECIFIC RISKS	MANAGEMENT MODEL
<p>Topics are tailored to each business and type of supplier. These could include:</p> <ul style="list-style-type: none"> <li>• Ethical behavior</li> <li>• Human rights</li> <li>• Employment Conditions</li> <li>• Environmental care</li> <li>• Relationship with communities</li> </ul>	<ul style="list-style-type: none"> <li>• Political exposure</li> <li>• Crimes related to Law N° 20,393 and its amending laws</li> <li>• Adverse news and other legal issues</li> </ul> <p>This evaluation is carried out permanently through software that monitors the universe of Empresas Copec's suppliers.</p>	<p>A supplier is considered to have a high sustainability risk when it does not adequately and timely address actions related to the sustainable management model, generating situations that could negatively affect the business in the economic, social or environmental sphere.</p>

### → ARAUCO and Copec stand out among the leading companies in timely payments

Both subsidiaries were recognized by the Commodities Exchange and the Chilean Association of Entrepreneurs (ASECH) with the award for Best Paying Companies of 2024. This award recognizes public and private organizations that not only respect legal requirements, but also meet their payment commitments in significantly shorter terms, a key factor for the sustainability of the entrepreneurial sector. In its second edition, this award, given in alliance with El Mercurio, analyzed 12,500 companies in the country, using as a basis the official information of invoices entered into the custody of the stock exchange between July 2023 and June 2024.

11. Empresas Copec has no significant indirect suppliers (non Tier-1).





## Forestry sector

COMPANY	GOVERNANCE	EVALUATION	PAYMENTS	INITIATIVES TO EMPOWER SUPPLIERS
<b>ARAUCO</b>	<p>ARAUCO's payment expectations consider compliance with the deadlines stipulated by the legislation of each country where it operates.</p> <p>The company also defines critical suppliers as all those that are classified as strategic and, therefore, have an impact on the operations of the industrial plants.</p> <p>On its website there is a special section for suppliers in Chile<sup>12</sup>, where information is provided regarding the subsidiary's integrity expectations. This platform also seeks to make suppliers aware of and align themselves with the policy and procedures that concern them.</p> <p>Suppliers with permanent contracts must also comply with clauses referring to compliance standards and other relevant regulations.</p>	<p>Suppliers are evaluated according to their level. Critical suppliers are financially reviewed once a year. Meanwhile, all assets associated with the service contract areas undergo a monthly risk assessment, where mainly their debt level is reviewed. These processes allow us to define whether they have sustainability risk, which can be high, medium or low. Actions are monthly generated for each supplier according to the classification obtained.</p>	<p>In Chile, Law 21,131 regulates payment to suppliers within 30 days from the date of receipt of the invoice. ARAUCO pays the documents before this deadline in the case of domestic suppliers. For foreign suppliers, payments are made on the due date agreed in each purchase order.</p> <p>Similarly, there are payment cycles for critical suppliers in three areas: Forestry Business, Timber and Pulp Business Carriers, and Chemical Suppliers. For them, the term is less than 15 days from the date of receipt of the invoice at the Internal Revenue Service.</p>	<p>→ <b>Play Local</b></p> <p>ARAUCO seeks to be an active agent in the economic and social development of the places where it is present. In this line, the Juega Local (Play Local) program aims to strengthen the economies in each area through the purchase of goods and the contracting of services generated in those areas.</p> <p>In 2024, US\$ 4.478 billion were allocated to local purchases.</p> <p>All these suppliers are required to meet the same environmental and safety standards as the rest, which is also an incentive to raise the level of supply in each territory. When required, the company helps them to meet the requirements in these areas.</p>

12. Available in:  [Arauco Suppliers](#)

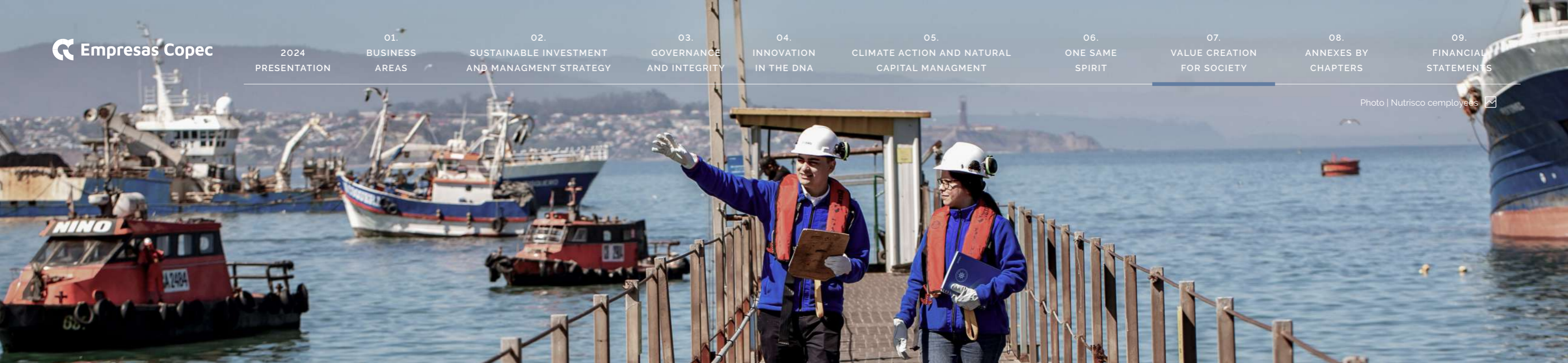


## ⚡ Energy sector

COMPANY	GOVERNANCE	EVALUATION	PAYMENTS	INITIATIVES TO EMPOWER SUPPLIERS
<b>Copec</b>	<p>The subsidiary set out to develop ties with its suppliers to ensure operational continuity while encouraging them to adhere to the company's ethical, health and safety standards.</p> <p>Its Supplier Policy includes the annex "Sustainability Commitment", which is part of all supply contracts.</p> <p>The company defines its critical suppliers in accordance with the purchasing volumes and their substitutability or relevance to the business.</p> <p>There is a Supplier Portal<sup>(13)</sup>, where suppliers can find applicable corporate policies and news of interest to them.</p>	<p>Copec has a Supplier Evaluation Policy that considers the trajectory of the companies, their management in sustainability and innovation, and technical, logistical, service, industrial safety and quality management criteria. It also includes variables such as price, compliance with deadlines, technical and financial evaluation.</p>	<p>The subsidiary pays its SME suppliers within a maximum of 15 days from receipt of the invoice, as part of its commitment to this segment. For exceptional cases, such as fee-based suppliers or those exclusive to the company, a maximum of seven days has been established.</p>	<p>→ <b>SME Commitment</b></p> <p>Copec created a space for operational and financial development for 15 smaller companies that provide services or supplies, such as plant maintenance, logistics, tankers and ranches. Launched in 2022 together with Chile Converge, in its first year Copec mentors accompanied these companies and advised them to increase their sales and enable their growth as suppliers of excellence. From the second year onwards, improvements began to be implemented in each of them and new SMEs were added.</p>
<b>Abastible</b>	<p>Suppliers are an essential part of Abastible's value chain, especially SMEs, since they represent 74% of domestic suppliers. For this reason, the subsidiary is committed to encouraging their development, true to its purpose of promoting the entrepreneurial spirit.</p> <p>Its processes in this area include criteria and procedures that favor and encourage the hiring of SMEs (Pyme Primero).</p> <p>To ensure the development of contractors, more than 70 installers were evaluated and certified, ensuring knowledge and expertise in their work. In addition, Abastible took out an OCIP (Owner Controlled Insurance Program) insurance policy to cover the risks inherent to its activities.</p> <p>In addition, there is a dispute resolution system structured in two stages. The first is internal and is carried out within the company through a commission made up of representatives of the different areas involved in the relationship with SME suppliers. If a solution is not reached at this stage, the conflict is taken to the second stage, in which an external and independent body mediates to achieve the resolution of the case.</p>	<p>Each tender includes a technical evaluation that incorporates environmental criteria and compliance levels; a social evaluation, which establishes adherence to safety standards and the protection of workers' rights; and other relevant aspects related to employee care, in order to promote responsible behavior throughout the supply chain.</p> <p>In addition, the subsidiary has a process to manage the risks of its critical supply chain: the requirements program is subject to strict monitoring that allows the necessary adjustments to be made to the commercial projection, the supplier delivery plan and the stock in warehouses. This makes it possible to anticipate possible stock-outs and develop action plans.</p>	<p>Abastible's payment policy specifies different terms depending on the type of supplier. To strengthen the relationship with SMEs, since 2023 it has implemented the 7-Day Payment program.</p> <p>In 2024, more than 94% of invoices issued by SMEs were paid in an average of 5.2 days, benefiting 2,266 companies.</p> <p>During the year, improvements to the program were studied to enable a payment term of seven days from the delivery of the good or completion of the service and not from the issuance of the invoice. This new term will be implemented gradually during the year 2025.</p>	<p>To promote the 7-Day Payment program and encourage its adoption by more companies, in 2024 Abastible signed collaboration agreements with Conupia, the Chilean Confederation of Small Industry and Craftsmen; ASECH, the Chilean Association of Entrepreneurs; and Conapyme, the Chilean Confederation of Micro, Small and Medium-Sized Enterprises. The purpose of the agreements is to share with these trade organizations the experience acquired in implementing the initiative.</p> <p>In addition, in partnership with the Construyendo Mis Sueños corporation, the MSME Center is being created to provide support and advice to suppliers in this category, so that they can improve their competitiveness, productivity and quality of life.</p>

13. Available in: [Copec Supplier Portal](#)





 Food sector

COMPANY	GOVERNANCE	EVALUATION	PAYMENTS	INITIATIVES TO EMPOWER SUPPLIERS
<p><b>Nutrisco</b></p>	<p>The company has a communication channel with contractors and service providers to channel their concerns, queries, complaints and suggestions in an efficient and timely manner.</p> <p>Nutrisco defines critical suppliers as those that provide a good or service that are vital for operational continuity, safety or health of its contractors and workers.</p>	<p>The subsidiary applies a process for evaluating suppliers of goods and services that considers criteria such as deadlines, number of claims, nonconformities and compliance with requirements associated with the company's quality and food safety management system. In addition, safety and economic solvency aspects are evaluated.</p>	<p>The company has a policy of timely payment to suppliers of 30 days from the date of invoice, with special priority for SMEs, for which it considers shorter terms. Payments are also made in shorter periods according to corporate needs and priorities, in order to maintain and strengthen commercial alliances with suppliers.</p>	<p>In 2024, the Program to Improve the Competitiveness of Orizon Seafood's Small and Medium-Sized Supplier Companies in the Biobío Region was launched.</p> <p>With the support of Corfo, Plataforma Norte and Copelar S.A., a diagnostic study was conducted to strengthen the management and productivity of 14 companies in the area. During 2025, this work will continue with a series of workshops, training and advisory services.</p>





## Contractors

At the individual level, Empresas Copec does not work with contractors. However, this is a relevant stakeholder for its subsidiaries.

In Chile, ARAUCO, Copec, Abastible and Nutrisco carry out monthly monitoring of contractors' compliance with their labor obligations, paying special attention to their internal standards, such as protocols, norms and certifications. They are also invited to participate in training and awareness-raising events on health, safety, environmental management and regulatory compliance.

**5,278**  
contractors in subsidiaries  
at the end of 2024

**69,710**  
subcontracted workers  
(76% men and 24% women)



# Community development

Relations with the local communities where Empresas Copec's subsidiaries operate are based on recognition, mutual respect and trust, always seeking to create shared value within the framework of the law and their rights, according to the internal guidelines of each company.

In addition to contributing to economic development in the countries where they have presence, the Company and its subsidiaries collaborate with their stakeholders in challenges that create long-term shared value, a commitment based on a four-pillar model.

The Community Contribution Policy<sup>(14)</sup> of Empresas Copec serves as a reference for the decisions adopted regarding the contributions considered appropriate. This document will be updated during 2025.

## GRIEVANCE MECHANISMS IN SUBSIDIARIES<sup>(15)</sup>      COMMUNICATION CHANNELS AND EXCHANGE INSTANCES W COMMUNITY

- ARAUCO has a procedure for managing complaints, claims and conflict resolutions
- Copec S.A. has an Ethics Reporting Channel, through which complaints are received and investigated and which can be accessed by third parties directly or indirectly related to the company.
- Abastible has a Complaint Resolution Procedure that also applies to third parties that interact with the company.
- Nutrisco has a channel for queries and complaints from the community, through a web form.

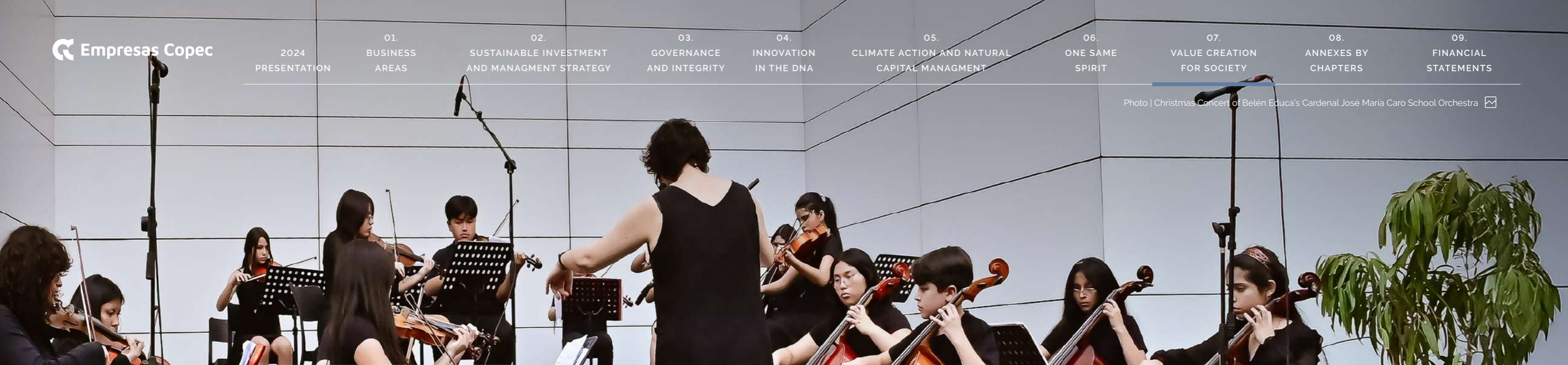
- Telephone lines
- Contact e-mail
- Contact form on web page
- Letter
- Direct communication with personnel performing functions in the territories.



14. See more in: [Empresas Copec Community Contribution Policies](#)  
 15. See more in: ARAUCO: [Arauco Complaint and Grievance Management and Conflict Resolution Procedure](#)  
 Copec: [Copec Ethical Reporting Channel Procedure](#), Abastible: [Abastible Whistleblower Procedures](#)



Photo | Christmas Concert of Belén Educa's Cardenal José María Caro School Orchestra



*Empresas Copec is committed to education in Chile*



### Belen Educa Foundation

Empresas Copec and its subsidiaries contribute financial resources and participate in the projects promoted by this institution, which manages 12 educational institutions in vulnerable sectors of Santiago and La Unión (Los Ríos Region), reaching more than 15 thousand students.

In 2024, among other activities, ten executives of the Group gave professional lectures at the Archbishop Manuel Vicuña school in San Joaquín, La Legua, where they motivated students from seventh grade to fourth grade. In addition to this, there is the Tutoring Program, an instance developed to guide fourth-grade students in their professional development, and where executives of the Company and its subsidiaries meet monthly with students to guide and accompany them in their educational careers.

The Anacleto Angelini Fabbri academic excellence scholarships were also awarded to eight students who graduated from the foundation's schools. This benefit provides resources for annual maintenance and support for higher education studies. Since 2006, more than 130 young people have received the scholarship.



### Enseña Chile Foundation

The Company and its subsidiaries have been partners of Enseña Chile Foundation for 15 years. This Chilean institution is responsible for selecting and training young professionals who wish to dedicate their first working years to teaching in vulnerable schools, in order to build a network of agents of change capable of impacting the educational system.

As part of this alliance, a group of Company employees is participating in the Volunteers Project, an initiative that seeks to reduce the academic gap of students in schools with a high vulnerability index.





Photo | DUOC UC, campus Arauco

## Education

### 🌲 FORESTRY SECTOR

#### → ARAUCO Educational Foundation

This institution, which celebrated its 35<sup>th</sup> anniversary in 2024, focuses on improving learning processes in public education through professional development and educational improvement programs for teachers, community leaders, management teams, funders and local authorities. Throughout its history, it has positively impacted 500 educational establishments in 34 municipalities and more than 120,000 students.

In 2024, the Foundation joined the Sumar Saberes alliance, promoted by the Ministry of Education and Fundación Chile, which aims to identify and promote successful initiatives that can be scaled up in the country.

It also made available to all educational establishments in Chile the Dominio Lector resources, free tools to evaluate the oral reading fluency and speed of students from first to eighth grade.

#### → Schools of excellence

Since 1981, ARAUCO has founded three schools: Arauco, Constitución and Cholguán, where more than 1,200 students are educated each year. The academic achievements of these schools are recognized nationally. In 2024, the Constitución and Arauco schools stood out for the performance of their graduates in the Higher Education Access Test (PAES).

#### → ARAUCO Campus

Through an alliance between the company and DUOC UC, an institute was created eight years ago in the municipality of Arauco, whose objective is to strengthen technical-professional education in line with the productive vocation of the region.

#### → Renewal of mobile library vehicles

To promote reading, in 2024 ARAUCO renewed the fleet of the Bibliomóviles program, which operates in the municipalities of Cañete, Lebu and Los Álamos in the Biobío Region. Its objective is to provide book lending services to schools and rural communities where there are no public libraries. In addition, 900 books were added to the mobile library catalog.

### ⚡ ENERGY SECTOR

#### → Copec's Viva Leer Program

This initiative has been encouraging reading for 13 years through the construction of libraries open to the community in municipal and semi-private schools. Each year, through a contest, Copec selects 15 schools to benefit them not only with new libraries, but also with a collection of more than 2,000 books and software to manage loans. In 2024, it added an exclusive competition to implement reading spaces in smaller rural schools. To date, around 140 libraries and 25 reading spaces have been installed throughout the country.

In addition, the program considers the sale of a collection of quality, low-priced books at service stations and on the website.

#### → Terpel Foundation

This 20-year-old institution works to improve the quality of education in Colombia and Panama by developing basic competencies in leadership, mathematics and language in vulnerable children and young people. In 2024 it signed a memorandum of understanding with the Colombian Ministry of Education, which seeks to assist in the implementation of innovative pedagogical strategies.



## Quality of life

### 🌲 FORESTRY SECTOR

#### → Water Challenge (Chile)

For more than a decade, this ARAUCO program has been supporting 51,000 people through 116 rural drinking water projects (APR) in 42 municipalities. This has been possible thanks to the delivery of studies, engineering and land for the development of the works, through a public-private partnership model. The project includes, on the one hand, the implementation of methods to measure water parameters in forest watersheds and, on the other, the Monitors initiative, which trains neighbors in water and soil resource management. More than 380 projects in 22 municipalities have received this training.

In 2024, the Sustainability Ranking prepared by Brinca and Universidad Adolfo Ibáñez Business School selected ARAUCO as one of the winning institutions in the environmental category for Water Challenge.

#### → Habitability and Territory Program

Promotes high quality housing solutions for the company's workers, contractors and neighboring communities, together with public and private organizations.

#### → Open Forest

ARAUCO gives communities access to its forestry assets so that they can enjoy the environmental, social and cultural values that forests offer.

#### → Food Network (Chile)

Since 2010, this network has been working to rescue food and staple products fit for human consumption, which it then distributes to the neediest people, thereby also helping to prevent waste.

As part of their social commitment, ARAUCO, Abastible, Arcoprime and Nutrisco support this cause with resources or products that would otherwise be discarded. In this way, they contribute to a sustainable model that benefits both the community and the environment.

### ⚡ ENERGY SECTOR

#### → Accelerate your ideas

In 2024 Copec launched its first competitive fund for community and territorial organizations, specifically those that develop activities that benefit the communities of Mejillones, Caldera, Coquimbo, Quintero and Calbuco. The fund finances projects of social, productive, cultural, sports, environmental and community safety impact that respond to the needs identified by the neighbors themselves. A total of 75 million pesos were allocated. The selection process was carried out through a technical evaluation based on criteria such as relevance, internal coherence, coverage and sustainability.

#### → Emergency Support

In 2024, Copec and Arcoprime were present during the fire emergency in the Valparaíso Region, by donating \$ 70 million to Red de Alimentos. This institution made it possible to deliver basic necessities to the inhabitants of the affected areas. In addition, they generated a help channel for customers and workers who wanted to make a direct economic contribution.

Copec also signed an agreement with the Chilean National Firemen's Board for efficient fuel delivery in emergencies.

Abastible also provided assistance to people affected by the fires in the Valparaíso Region, through the replacement of damaged cylinders, gas refueling and support to municipalities, groups and community kitchens. Donations totaled more than \$ 250 million.

#### → Agreement to benefit Chile's neighbors and households

During 2024, Abastible signed agreements with the Chilean Association of Municipalities and the municipalities of Santiago, Valparaíso and Viña del Mar to benefit the residents of these 99 municipalities with discounts of up to \$ 6,000 on purchases of 5 kg, 11 kg and 15 kg liquified gas loads. Residents can use up to two discounts per month.



## Productive development

### 🌳 FORESTRY SECTOR

#### → Play Local

This program seeks to connect the supply of local goods and services with the requirements of ARAUCO's industrial and forestry operations through the support and training of SMEs and entrepreneurs in the regions where the company has operations.

#### → Despensa Silvestre (Chile)

Aims to enhance the value of forest trades, providing formal and secure access to ARAUCO's forestry assets to beekeepers and collectors of forest products, as part of the Mapuche Program.

#### → Sustainable Beekeeping Program (Argentina)

The company opens its land for neighbors to install beehives and produce honey. Thus, on company land, approximately 1,000 liters of honey are produced for sale per year.

#### → Science and technology for new generations

To promote the development of STEM (Science, Technology, Engineering and Mathematics) skills in the region's future generations, ARAUCO organized a day of knowledge exchange between mentors from the Inspiring Girls Foundation and seventh and eighth grade students from the Edelmira Vergara Quiñones school in Arauco.

### ⚡ ENERGY SECTOR

#### → Chiletur

Copec presented in 2024 the evolution of its traditional travel guide, Chiletur Copec, now transformed into an international standard platform for booking, planning and enjoying more than 500 tourist experiences throughout the country, from Arica to Puerto Williams, including Easter Island and the Juan Fernández archipelago. Chiletur also empowers tour operators, micro-entrepreneurs and local communities, enabling them to digitalize their offerings, certify their services and increase their reach. In this regard, Chiletur's development required extensive collaborative work with more than 300 national tourism operators, who were trained in digital content and in obtaining certification from the National Tourism Service. Chiletur now has more than one million active users, between the app and the web. By 2025 Copec plans to expand the platform to more than 1,000 operators.

#### → Move Your Dreams

With this program, Copec supports the growth of entrepreneurs, micro-enterprises and SMEs in the municipalities of Caldera, Coquimbo, Quintero and Calbuco, and five towns in Patagonia: Coyhaique, Puerto Aysén, Puerto Río Tranquilo, Puerto Chacabuco and Río Ibáñez, giving them the opportunity to learn and train in areas such as formalization, marketing, sales and finance. It is carried out with the support of UC's Anacleto Angelini Innovation Center, and offers mentoring through a hybrid learning model, with the delivery of financing to the finalists. The third version was launched in 2024. 569 SMEs have been trained.

#### → Mundo Verde MiPyme Program

Through its participation in this Banco Estado program, Copec Voltex supports SMEs in their energy transformation with consultancy and access to electromobility projects. The objective is to help small companies to materialize their transition projects.

**⚡ ENERGY SECTOR**

**→ Support for the MSME platform**

Together with Multigremial Nacional and Kame ERP, Abastible delivered a free accounting system to all micro and small companies in the country.

**→ Abastible's agreement with the National Chamber of Commerce**

This collaboration, signed in 2024, allows us to provide legal advice to our collaborating SMEs, in addition to facilitating their application to labor formalization programs.

**→ Somos Almacenes**

In 2024 Abastible signed an alliance to join the Somos Almacenes (We are grocery stores) program of the Ministry of Economy, which aims to promote the growth of these SMEs. Specifically, the subsidiary will collaborate with the Barrios platform, which gives visibility to local businesses, and will provide special discounts to grocers on the purchase of liquified gas.

**→ Agreement for the benefit of bakeries**

During the year, an agreement was also signed with the Chilean Federation of Industrial Bakers (Fechipan), so that the nearly 20,000 associated stores (85% of them SMEs) can access discounts on the purchase of liquified gas cylinders.

**→ Alliance with craft breweries of the Araucanía region**

Under an alliance with the Association of Breweries of Costa Araucanía signed in 2024, Abastible offers affiliated SMEs a better price on the purchase of liquified gas, a fuel that is widely used in the cooking of beer.

**→ Grande Pyme Corporation**

Together with other well-known local companies, Abastible worked during 2024 on the creation of a non-profit organization to finance, in a first stage, studies that will provide useful data and indicators for the design of policies and initiatives to help this key sector of the economy. The project envisages the creation of an observatory to develop studies and innovative solutions in areas such as financing, formalization, and growth.

**🍴 FOOD SECTOR**

**→ Food Innovation Award**

Together with Transforma Alimentos and Espacio Food & Service, Nutrisco awards this annual recognition to innovations in the food industry that stand out for their business potential, social impact and creativity. The winning projects receive financial support and mentoring for scaling up. The last award ceremony took place at the international food industry exhibition Espacio Food & Service, where Nutrisco also organized the seminars "Trends and consumer behavior" and "Sustainable innovation".


**→ Community plant for entrepreneurs in Coronel**


In 2024 Nutrisco provided a ClinBox room on loan to a group of women from the Sindicato de Charqueadoras de Lo Rojas. It is fully equipped and has a sanitary resolution for processing smoked jack mackerel and crab meat.

Orizon, together with CeTA, the Technology Center for Food Innovation, inaugurated a new facility in the Biobío Region, within the company's plant, to improve the development of products based on local raw materials. The center has more than 230 m<sup>2</sup> equipped with advanced machinery, laboratories, product development areas and production lines. This is the second CeTA facility developed by both entities. The first one is located in the Coquimbo Region and has been operating since 2020.

**→ Alliance with the Chilean Association of Gastronomy (Achiga)**

The strategic partnership signed by Nutrisco and the gastronomic sector aims to materialize the commitment to promote healthier eating. Achiga brings together more than 4,000 points of sale throughout the country, including restaurants and suppliers.





## Relations with Indigenous Peoples

For ARAUCO, its relationship with the indigenous peoples of the territories where it operates is an opportunity to promote reciprocal knowledge, channels of participation and permanent dialogue. The goal is to build long-term, trusting relationships that open paths for mutual development.

Since 2012, ARAUCO has had a Mapuche Community Relations Policy<sup>(16)</sup>, which lays the foundations for its relationship with the Mapuche people based on five pillars:

→ **1. Promoting knowledge and learning about ARAUCO**

There are more than 160 people trained in the Intercultural Training.

→ **2. Maintain permanent dialogue and consultation processes**

There are 426 Mapuche communities linked to ARAUCO. Since 2013, more than 280 consultations have been held and a mechanism has been created to encourage local Mapuche employment with more than 640 employees and contractors.

→ **3. Identify sites of religious, cultural and economic interest**

There are 42 areas of high cultural conservation value, which the company co-manages with the communities. In Lanco, together with the indigenous community of Hueima, the Hueima waterfall infrastructure is being assessed and habilitated, while

with the community of Lilcoco we are working on identifying and enabling a cultural trail.

In Loncoche, together with the Ñeicuan Curin community, a process began in 2024 to habilitate the community's ceremonial site (nguillatüwe), a process that will finish in 2025.

→ **4. Know and manage land requirements**

More than 5 thousand hectares have been transferred to communities through the National Corporation for Indigenous Development (Conadi) since 2014.

→ **5. Seek dialogue practices and mechanisms for consultation, resolution and administration of disputes**

16. Available in: [Arauco policy on Relationship with Mapuche communities](#)





# Transparency

Transparency is an essential pillar for building relationships of trust and legitimacy. In an increasingly interconnected world, being transparent means opening effective, clear and honest communication channels. At Empresas Copec we believe that transparency is the basis for ethical and responsible management, where actions speak as loudly as words. To this end, we promote dialogue and the delivery of truthful information in a timely and efficient manner. It is an act of respect for people and an unwavering commitment to the common good.

# 08. Annexes by chapter

Annexes   Business areas	p.194
Annexes   Governance and Integrity	p.242
Annexes   Climate action and management of natural capital	p.276
Annexes   One same spirit	p.291
Annexes   Value creation for society	p.313
Indexes and others	p.319

## Annexes chapter Business areas

- Brands
- Corporate Structure
- Subsidiary and related companies reviews
- Main certifications
- Main competitors

# Brands

COMPANY	MAIN BRANDS USED IN THE COMMERCIALIZATION OF GOODS AND SERVICES		
---------	---	--	--

	<ul style="list-style-type: none"> <li>• "Empresas Copec": Registration Nos. 742026, 742027, 742028, 1.287.843, 1.288.718 and 1.289.819.</li> <li>• "EC": Registration Nos. 733767, 733768, 733769, 1.287.660, 1.288.719 and 1.288.720</li> </ul>		
--	---	--	--

FORESTRY SECTOR
-----------------

<b>ARAUCO</b> <ul style="list-style-type: none"> <li>• ARAUCO Celulosa</li> <li>• ARAUCO BKP</li> <li>• ARAUCO Bright Star EKP</li> <li>• ARAUCO Celco FC</li> <li>• ARAUCO Celco PG</li> <li>• ARAUCO Color</li> <li>• ARAUCO Create</li> <li>• ARAUCO Decofaz</li> <li>• ARAUCO Duraflake</li> <li>• ARAUCO Durolac</li> <li>• ARAUCO EKP</li> <li>• ARAUCO Fibrex</li> <li>• ARAUCO Fluff</li> <li>• ARAUCO Gold Star UKP</li> </ul>	<ul style="list-style-type: none"> <li>• ARAUCO Lumber</li> <li>• ARAUCO MDF</li> <li>• ARAUCO MDP</li> <li>• ARAUCO Melamina</li> <li>• ARAUCO Melamine</li> <li>• ARAUCO Mill Run MSD</li> <li>• ARAUCO Molduras</li> <li>• ARAUCO Moulding</li> <li>• ARAUCO MSD</li> <li>• ARAUCO PBO</li> <li>• ARAUCO Pulp</li> <li>• ARAUCO Ranurado Melamina</li> <li>• ARAUCO Silver Star BKP</li> <li>• ARAUCO Soil Star UKP FC</li> </ul>	<ul style="list-style-type: none"> <li>• ARAUCO Super MDF</li> <li>• ARAUCO Trupan</li> <li>• ARAUCO UKP</li> <li>• ARAUCO Ultra PB</li> <li>• ARAUCO Wood Star APSA BKP</li> <li>• ARAUCOPLY</li> <li>• FAPLAC</li> <li>• Hílam ARAUCO</li> <li>• Primeline ARAUCO</li> <li>• Prism</li> <li>• Tablered ARAUCO</li> <li>• Vesto ARAUCO</li> </ul>
---	--	--

ENERGY SECTOR
---------------

<b>Copec</b> <ul style="list-style-type: none"> <li>• Aire</li> <li>• Ampere Energy Copec</li> <li>• App Copec</li> <li>• App Copec Empresas</li> <li>• Blue Express Copec</li> <li>• BlueMax</li> <li>• Camionero amigo</li> <li>• Chiletur Copec</li> <li>• Chiper Copec</li> <li>• Ciclistas</li> <li>• Copec</li> <li>• Copec a domicilio</li> </ul>	<ul style="list-style-type: none"> <li>• Copec Aviation</li> <li>• Copec EMOAC</li> <li>• Copec Flux</li> <li>• Copec Marine</li> <li>• Copec Nuevas Energías</li> <li>• Copec Pay</li> <li>• Copec Rally Mobil</li> <li>• Copec Switch</li> <li>• Copec Voltex</li> <li>• Cupón Electrónico</li> <li>• DHEMAX</li> <li>• En Ruta</li> </ul>	<ul style="list-style-type: none"> <li>• Full Copec</li> <li>• Geogas</li> <li>• Gverde</li> <li>• H2</li> <li>• Kerosene</li> <li>• Lavamax - Copec Lavado</li> <li>• Llámanos</li> <li>• Lub - Copec Cambio de aceite</li> <li>• Neogas</li> <li>• NEOTAC</li> <li>• Pronto Copec</li> <li>• Punto</li> </ul>
--	--	---

COMPANY	MAIN BRANDS USED IN THE MARKETING OF GOODS AND SERVICES			
---------	---	--	--	--


ENERGY SECTOR
---------------

<b>Copec</b> <ul style="list-style-type: none"> <li>• Renova</li> <li>• Sigueme</li> <li>• Solvex</li> <li>• Source</li> </ul>	<ul style="list-style-type: none"> <li>• Stem</li> <li>• TAE</li> <li>• Taxiamigo</li> <li>• TCT</li> </ul>	<ul style="list-style-type: none"> <li>• TCT Premium</li> <li>• Tienda Copec</li> <li>• Turntide</li> <li>• Vía Limpia</li> </ul>	<ul style="list-style-type: none"> <li>• Viva Leer Copec</li> <li>• Zervo - Copec Autoservicio</li> </ul>
<b>Arcoprime</b> <ul style="list-style-type: none"> <li>• Fresco</li> <li>• Cresso</li> </ul>	<ul style="list-style-type: none"> <li>• Piacceri</li> <li>• Pronto</li> </ul>	<ul style="list-style-type: none"> <li>• Sbarro</li> </ul>	
<b>Terpel</b> <ul style="list-style-type: none"> <li>• Altoque</li> <li>• Flux</li> <li>• Gazel</li> <li>• Gogoro</li> </ul>	<ul style="list-style-type: none"> <li>• Mobil</li> <li>• Rumbo</li> <li>• Sbarro</li> <li>• Terpel</li> </ul>	<ul style="list-style-type: none"> <li>• Terpel Celerity</li> <li>• Terpel G Extra 98</li> <li>• Terpel Oiltec</li> <li>• Terpel Ultrek</li> </ul>	<ul style="list-style-type: none"> <li>• Terpel Voltex</li> <li>• Turntide</li> </ul>
<b>Sonacol</b> <ul style="list-style-type: none"> <li>• Sonacol</li> </ul>			
<b>Abastible</b> <ul style="list-style-type: none"> <li>• Abastible</li> </ul>	<ul style="list-style-type: none"> <li>• AbastibleTec</li> </ul>		
<b>Colgas</b> <ul style="list-style-type: none"> <li>• Colgas</li> </ul>	<ul style="list-style-type: none"> <li>• Gasan</li> </ul>	<ul style="list-style-type: none"> <li>• Gases de Antioquia</li> </ul>	<ul style="list-style-type: none"> <li>• Norgas</li> </ul>
<b>Duragas</b> <ul style="list-style-type: none"> <li>• Duragas</li> </ul>	<ul style="list-style-type: none"> <li>• Duragas Pro</li> </ul>	<ul style="list-style-type: none"> <li>• Duragas Express</li> </ul>	
<b>Roda</b> <ul style="list-style-type: none"> <li>• Rodaenergía by Abastible</li> </ul>			
<b>Solgas</b> <ul style="list-style-type: none"> <li>• Masgas</li> </ul>	<ul style="list-style-type: none"> <li>• Solgas</li> </ul>		

FOOD SECTOR
-------------

<b>Nutrisco</b> <ul style="list-style-type: none"> <li>• Apache</li> <li>• Betty Crocker</li> <li>• Bou</li> <li>• Colorado</li> <li>• Cook Green</li> </ul>	<ul style="list-style-type: none"> <li>• Fiber One</li> <li>• Fiordosur</li> <li>• Fisherman</li> <li>• Flip</li> <li>• Gentil Ox</li> </ul>	<ul style="list-style-type: none"> <li>• Haagen Dazs</li> <li>• Hormel</li> <li>• Livemore</li> <li>• MegaMex</li> <li>• Nature Valley</li> </ul>	<ul style="list-style-type: none"> <li>• Old El Paso</li> <li>• Orizon Smart Nutrition</li> <li>• San José</li> <li>• Segafredo</li> <li>• Valle Frio</li> </ul>
--	--	---	--



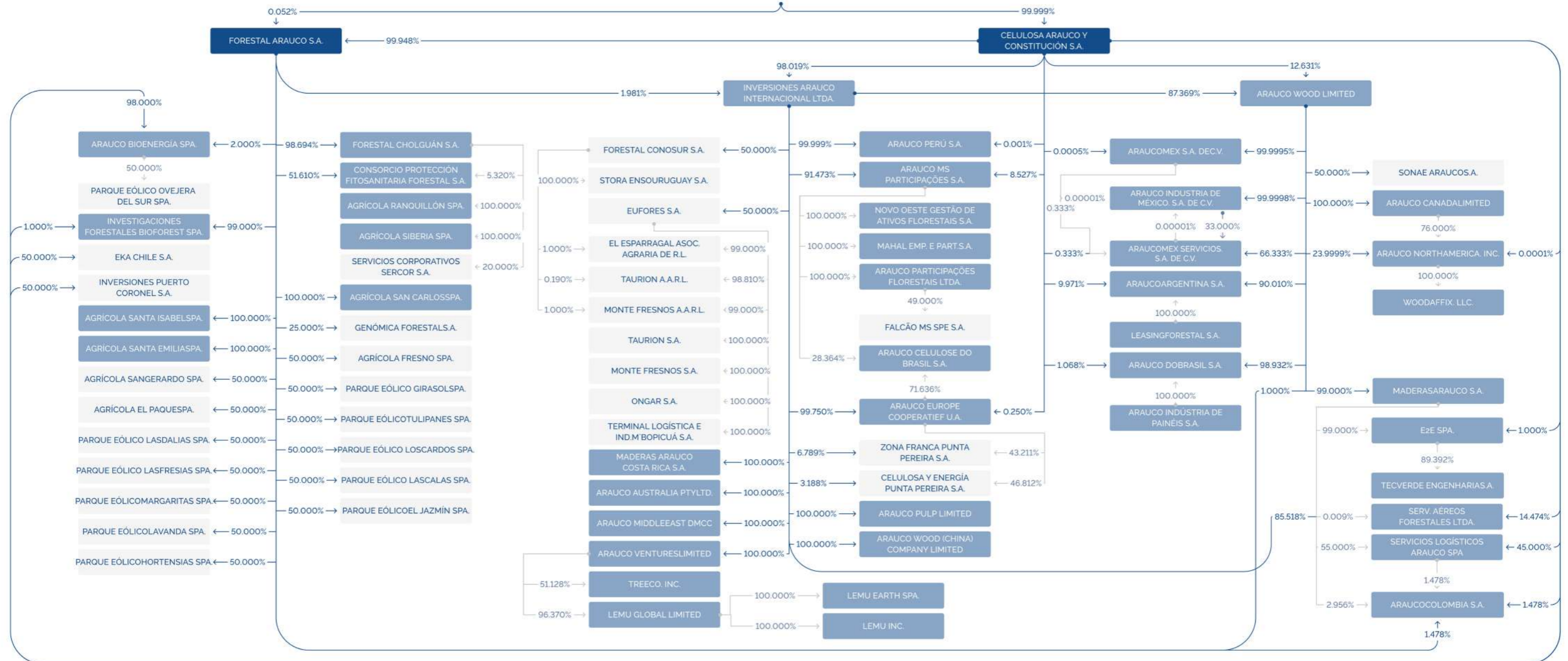


# Corporate Structure

## Forestry sector



■ SUBSIDIARY ■ EMPRESAS COPEC RELATED COMPANIES



# Subsidiaries and related companies brief

## Forestry sector

### FORESTRY SECTOR

#### → AGRÍCOLA EL PAQUE SPA

Company taxpayer number: 77.209.739-5

Incorporation date: July 6, 2020.

**Corporate Purpose:** Planting, development of agricultural assets and comprehensive management of the agricultural project.

**Board of Directors:** Juan David Contreras Pavez, José Miguel Fernández García-Huidobro, José Antonio Jiménez Martínez, Gonzalo Zegers Ruiz-Tagle.

**CEO:** José Ricardo Ariztia Tagle.

**Subscribed and paid-in capital:** Ch\$2,993,863,000

**Empresas Copec share:** 50.000%

#### → AGRÍCOLA FRESNO SPA

Company taxpayer number: 77.470.229-6

Incorporation date: October 13, 2021.

**Corporate purpose:** Marketing, distribution and/or export of fruit and agricultural produce; analysis and development of agricultural projects in Maule, Ñuble and Biobío regions, Chile; acquisition of agricultural property and water rights in those regions for the financing, development, planting, cultivation, harvesting, operation and maintenance of fruit tree crops, including hazelnut and walnut trees, among others; the agricultural operation of the properties, and in general, the execution of all acts and contracts that are necessary, related or conducive to compliance with the foregoing activities, including buying, selling or leasing land and the incorporation of any kind of company or acquisition of equity interest in existing companies.

**Board of Directors:** Juan David Contreras Pavez, Michael Hudgin, Jorge Afolfo Lesser García Huidobro, Juan Ignacio Parot Becker, Gianfranco Truffello Jijena, Gonzalo Zegers Ruiz-Tagle.

**CEO:** Gonzalo Zegers Ruiz Tagle.

**Subscribed and paid-in capital:** US\$ 113,222,000

**Empresas Copec share:** 50.000%

#### → AGRÍCOLA RANQUILLÓN SPA

Company taxpayer number: 77.630.621-5

Incorporation date: 24 de agosto de 2022.

**Corporate purpose:** Analysis and development of agricultural projects; acquisition of property, water use rights and administrative permits of all kinds for the financing, development, planting, cultivation, harvesting, operation and maintenance of agricultural projects; marketing, distribution and/or export of fruits and agricultural produce; and in general, the execution of all acts and contracts that are necessary, related or conducive to compliance with the foregoing activities, including buying, selling or leasing land and water use rights, and the incorporation of any kind of company or acquisition of equity interest in existing companies.

**Officers:** Ricardo Austin, Iván Chamorro Lange, Pablo Franzini, Felipe Guzmán Rencoret, Cristián Infante Bilbao, Charles Kimber Wylie, Gonzalo Zegers Ruiz Tagle, Rodrigo Sobarzo Bastías, Gianfranco Truffello Jijena.

**CEO:** Rodrigo Sobarzo Bastías.

**Subscribed and paid-in capital:** US\$ 1,147,000

**Empresas Copec share:** 98.694%



FORESTRY SECTOR

→ **AGRÍCOLA SAN CARLOS SPA**

Company taxpayer number: 77.630.618-5

Incorporation date: August 24, 2022.

**Corporate purpose:** Analysis and development of agricultural projects; acquisition of property, water use rights and administrative permits of all kinds for the financing, development, planting, cultivation, harvesting, operation and maintenance of agricultural projects; marketing, distribution and/or export of fruits and agricultural produce; and in general, the execution of all acts and contracts that are necessary, related or conducive to compliance with the foregoing activities, including buying, selling or leasing land and water use rights, and the incorporation of any kind of company or acquisition of equity interest in existing companies.

**Officers:** Iván Chamorro Lange, Juan David Contreras, Matías Domeyko Cassel, Cristián Infante Bilbao, Felipe Guzmán Rencoret, Gonzalo Zegers Ruiz-Tagle.

**CEO:** Iván Chamorro Lange.

**Subscribed and paid-in capital:** US\$ 1,758,000

**Empresas Copec share:** 100.000%

→ **AGRÍCOLA SAN GERARDO SPA**

Company taxpayer number: 77.017.167-9

Incorporation date: April 1, 2019.

**Corporate purpose:** To develop an agricultural project in the city of Molina.

**Board of Directors:** Juan David Contreras Pavez, José Miguel Fernandez Garcia Huidobro, Joaquin Lobel, Gonzalo Zegers Ruiz-Tagle.

**CEO:** Gonzalo Zegers Ruiz Tagle.

**Subscribed and paid-in capital:** Ch\$ 3,140,000,000

**Empresas Copec share:** 50.000%

→ **AGRÍCOLA SANTA EMILIA SPA**

Company taxpayer number: 77.630.623-1

Incorporation date: August 24, 2022.

**Corporate purpose:** Analysis and development of agricultural projects; acquisition of property, water use rights and administrative permits of all kinds for the financing, development, planting, cultivation, harvesting, operation and maintenance of agricultural projects; marketing, distribution and/or export of fruit and agricultural produce; and in general, the execution of all acts and contracts that are necessary, related or conducive to compliance with the foregoing activities, including buying, selling or leasing land and water use rights, and the incorporation of any kind of company or acquisition of equity interest in existing companies.

**Officers:** Matías Domeyko Cassel, Iván Chamorro Lange, Juan David Contreras, Felipe Guzmán Rencoret, Cristián Infante Bilbao, Gonzalo Zegers Ruiz-Tagle.

**CEO:** Iván Chamorro Lange.

**Subscribed and paid-in capital:** US\$ 702,000

**Empresas Copec share:** 100.000%

→ **AGRÍCOLA SANTA ISABEL SPA**

Company taxpayer number: 77.630.625-8

Incorporation date: August 24, 2022.

**Corporate purpose:** Analysis and development of agricultural projects; acquisition of property, water use rights and administrative permits of all kinds for the financing, development, planting, cultivation, harvesting, operation and maintenance of agricultural projects; marketing, distribution and/or export of fruit and agricultural produce; and in general, the execution of all acts and contracts that are necessary, related or conducive to compliance with the foregoing activities, including buying, selling or leasing land and water use rights, and the incorporation of any kind of company or acquisition of equity interest in existing companies.

**Officers:** Matías Domeyko Cassel, Gonzalo Zegers Ruiz-Tagle, Cristián Infante Bilbao, Felipe Guzmán Rencoret, Iván Chamorro Lange, Juan David Contreras.

**CEO:** Iván Chamorro Lange.

**Subscribed and paid-in capital:** US\$ 1,000

**Empresas Copec share:** 100.000%

→ **AGRÍCOLA SIBERIA SPA**

Company taxpayer number: 77.630.626-6

Incorporation date: August 24, 2022.

**Corporate purpose:** Analysis and development of agricultural projects; acquisition of property, water use rights and administrative permits of all kinds for the financing, development, planting, cultivation, harvesting, operation and maintenance of agricultural projects; marketing, distribution and/or export of fruit and agricultural produce; and in general, the execution of all acts and contracts that are necessary, related or conducive to compliance with the foregoing activities, including buying, selling or leasing land and water use rights, and the incorporation of any kind of company or acquisition of equity interest in existing companies.

**Officers:** Iván Chamorro Lange, Jorge Garnham Mezzano, Álvaro Saavedra Flórez, Robinson Tajmuchi Vásquez, Juan Pablo Ventura Albornoz.

**CEO:** Rodrigo Sobarzo Bastias.

**Subscribed and paid-in capital:** US\$ 1,767,000

**Empresas Copec share:** 98.694%

→ **ARAUCO ARGENTINA S.A.**

Company taxpayer number: O-E

Incorporation date: September 8, 1975.

**Corporate purpose:** To manufacture softwood pulp and other types of pulp; to manufacture or produce inputs, by-products or products for the cellulose-paper sector; to afforest and exploit forests directly or indirectly; to buy, sell, import, export and distribute raw materials, inputs, by-products and products encompassed within its corporate purpose, to transport those and/or other raw materials, inputs, by-products and products; provide advisory and management services to companies with the aforementioned purposes or that require the implementation of technical services or expertise required in the development of their activities; to invest or make capital injection for businesses conducted or to be conducted, whether or not they are related to the aforementioned purposes.

**Board of Directors:** Jorge Cañada, Marcelo Claudio Miceli, Pablo Cristián Ruival.

**CEO:** Pablo Cristián Ruival.

**Subscribed and paid-in capital:** US\$ 565,608,000

**Empresas Copec share:** 99.981%



FORESTRY SECTOR

→ ARAUCO AUSTRALIA PTY LTD.

Company taxpayer number: O-E

Incorporation date: July 8, 2009.

Corporate purpose: Distribution and marketing of forest products.

Board of Directors: Francisco Fugeroa Duclos, Charles Kimber Wylie, David Walter Staples,

Gonzalo Zegers Ruiz-Tagle.

Subscribed and paid-in capital: US\$ 61,000

Empresas Copec share: 100.000%

→ ARAUCO BIOENERGÍA SPA

Company taxpayer number: 96.547.510-9

Incorporation date: December 22, 1988.

Corporate purpose: Electric power generation and supply; general engineering services.

Administrator: Celulosa Arauco y Constitución S.A.

Subscribed and paid-in capital: US\$ 15,980,000

Empresas Copec share: 100.000%

→ ARAUCO CANADA LIMITED

Company taxpayer number: O-E

Incorporation date: April 1, 1960.

Corporate purpose: Production of medium density fiberboard and panels, chipboard, shredded, agglomerated, plywood, laminated or ennobled wood; marketing of products.

Board of Directors: Pablo Franzini, Rusell Jordan, David Williams.

Subscribed and paid-in capital: CAD\$ 30,931,000

Empresas Copec share: 100.000%

→ ARAUCO CELULOSE DO BRASIL S.A.

Company taxpayer number: O-E

Incorporation date: August 9, 2022.

Corporate purpose: Manufacturing, marketing, import and export of cellulose, pulp and paper or other products from the transformation of forest materials; formation, exploration and marketing of forests and timber, derived from afforestation and reforestation and the resulting activities such as genetic improvement, silviculture, management and harvesting of wood, inhouse or outsourced, directly or through contracts with companies specializing in silviculture and forest management; production and marketing of seedlings, seeds, timber and by-products; technical assistance services and projects related to forestry activities; services, import, export and exploitation of goods related to the corporate purpose; inhouse and out-sourced transportation; electric power generation, sale and distribution; and participation as partner, shareholder and/or member of other civil associations or commercial corporations of any nature, in Brazil or abroad, regardless of the corporate purpose.

Board of Directors: Iván Chamorro Langel, Pablo Franzini, Cristián Infante Bilbao.

CEO: Carlos Altimiras Ceardi.

Subscribed and paid-in capital: R\$ 3,298,225,000

Empresas Copec share: 100.000%

→ ARAUCO COLOMBIA S.A.

Company taxpayer number: O-E

Incorporation date: February 15, 2008.

Corporate purpose: Marketing of timber and forest products, as well as promotion, market research and intermediation in the sale of timber and forest products. To carry out its purposes, it may buy, sell, encumber, mortgage, grant bonds, lease, own and divest all kinds of personal property or real estate, royalties and individual rights, open accounts in any bank of the National and International Banking System, whether public or private, and it may also join other associations and grant trust funds.

Board of Directors: Francisco Figueroa Duclos, Charles Kimber Wylie, Antonio Luque Guerrero.

CEO: Charles Kimber Wylie.

Subscribed and paid-in capital: US\$ 2,502,000

Empresas Copec share: 100.000%

→ ARAUCO DO BRASIL S.A.

Company taxpayer number: O-E

Incorporation date: August 9, 2022.

Corporate purpose: Manufacturing, marketing, import and export of cellulose, pulp and paper or other products from the transformation of forest materials; formation, exploration and marketing of forests and timber, derived from afforestation and reforestation and the resulting activities such as genetic improvement, silviculture, management and harvesting of wood, inhouse or outsourced, directly or through contracts with companies specializing in silviculture and forest management; production and marketing of seedlings, seeds, timber and by-products; technical assistance services and projects related to forestry activities; services, import, export and exploitation of goods related to the corporate purpose; inhouse and out-sourced transportation; electric power generation, sale and distribution; and participation as partner, shareholder and/or member of other civil associations or commercial corporations of any nature, in Brazil or abroad, regardless of the corporate purpose.

Board of Directors: Matias Domeyko Cassel, Pablo Franzini, Cristián Infante Bilbao.

CEO: Carlos Altimiras Ceardi.

Subscribed and paid-in capital: R\$ 1,138,778,000

Empresas Copec share: 100.000%



FORESTRY SECTOR

→ ARAUCO EUROPE COOPERATIEF U.A.

Company taxpayer number: O-E

Incorporation date: September 20, 2010.

**Corporate purpose:** To acquire, hold and/or divest investments and manage these investments on an ongoing basis; acquire, hold and/or divest shareholdings, companies and joint ventures.

**Board of Directors:** Ricardo Strauszer, Gianfranco Truffello Jijena, Alfonso Valdés Gonzalez.

**CEO:** Alfonso Valdés González.

**Subscribed and paid-in capital:** US\$ 788,064,000

**Empresas Copec share:** 100.000%

→ ARAUCO INDUSTRIA DE MÉXICO, S.A. DE C.V.

Company taxpayer number: O-E

Incorporation date: August 23, 2001.

**Corporate purpose:** To acquire, buy, sell, import, export, store, manufacture, distribute and market all kinds of goods and products made of wood or wood panels or any other material in any form, directly or through intermediaries; to plant, exploit and divest any kind of forests; to invest in any kind of personal property or real estate.

**Board of Directors:** Pablo Franzini, Cristián Infante Bilbao, Gianfranco Truffello Jijena.

**CEO:** José Manuel Hernández Ayala.

**Subscribed and paid-in capital:** MXN\$ 3,422,132,000

**Empresas Copec share:** 100.000%

→ ARAUCO INDÚSTRIA DE PAINÉIS S.A.

Company taxpayer number: O-E

Incorporation date: May 8, 1995.

**Corporate purpose:** Industry, marketing and import and export of reconstituted wood panels; agricultural and extractive activities related to silviculture, afforestation and reforestation; commercialization of forests, timber and forestry by-products.

**Board of Directors:** Iván Chamorro, Pablo Franzini, Cristián Infante Bilbao.

**CEO:** Carlos Altimiras Ceardi.

**Subscribed and paid-in capital:** R\$ 799,574,000

**Empresas Copec share:** 100.000%

→ ARAUCO MIDDLE EAST DMCC

Company taxpayer number: O-E

Incorporation date: April 29, 2015.

**Corporate purpose:** Marketing of raw materials, wood products, vegetables and fruits, food and beverages, paper, cotton and natural fibers.

**Board of Directors:** Francisco Figueroa Duclos, Pablo Franzini, Charles Kimber Wylie.

**CEO:** Alberto Larenas Gajardo.

**Subscribed and paid-in capital:** US\$ 1,001,000

**Empresas Copec share:** 100.000%

→ ARAUCO MS PARTICIPAÇÕES S.A.

Company taxpayer number: O-E

Incorporation date: November 30, 2023.

**Corporate purpose:** Participation as partner or shareholder in companies of any nature, office and administrative support services.

**Board of Directors:** Iván Chamorro, Pablo Franzini, Cristián Infante Bilbao.

**CEO:** Carlos Altimiras Ceardi.

**Subscribed and paid-in capital:** R\$ 1,848,139,000

**Empresas Copec share:** 100.000%

→ ARAUCO NORTH AMERICA, INC

Company taxpayer number: O-E

Incorporation date: June 16, 2006.

**Corporate purpose:** Production of medium density fireboard and panels, chipboard, shredded, agglomerated, plywood, laminated or ennobled wood; marketing of products.

**Board of Directors:** Pablo Franzini, Russell Jordan, David Williams.

**Subscribed and paid-in capital:** US\$ 160,863,000

**Empresas Copec share:** 100.000%

→ ARAUCO PARTICIPAÇÕES FLORESTAIS LTDA.

Company taxpayer number: O-E

Incorporation date: October 27, 2021.

**Corporate purpose:** Corporate participation in other civil or commercial companies, whether as partner, shareholder or otherwise.

**CEO:** Carlos Altimiras Ceardi.

**Subscribed and paid-in capital:** R\$ 230,311,000

**Empresas Copec share:** 100.000%

→ ARAUCO PERÚ S.A.

Company taxpayer number: O-E

Incorporation date: October 27, 1997.

**Corporate purpose:** Purchase, sale, distribution, marketing, import or export, inhouse or out-sourced, of all kinds of timber, forestry products, by-products or derivatives, as well as any other activity that the General Shareholders' Meeting may decide to undertake.

**Board of Directors:** Charles Kimber Wylie, Francisco Figueroa Duclos, Pablo Franzini.

**CEO:** Charles Kimber Wylie.

**Subscribed and paid-in capital:** US\$ 22,000

**Empresas Copec share:** 100.000%

→ ARAUCO PULP LIMITED

Company taxpayer number: O-E

Incorporation date: October 2, 2022.

**Corporate purpose:** Holding of production companies.

**Board of Directors:** Matías Domeyko Cassel, Pablo Franzini, Felipe Guzmán Rencoret, Cristián Infante Bilbao, Gianfranco Truffello

**Subscribed and paid-in capital:** : US\$ 16,000

**Empresas Copec share:** 100.000%



 FORESTRY SECTOR

→ ARAUCO VENTURES LIMITED

Company taxpayer number: O-E

Incorporation date: October 3, 2022.

Corporate purpose: Holding of production companies.

Board of Director: Gianfranco Truffello Jijena, Pablo Franzini, Gonzalo Zegers Ruiz Tagle.

Subscribed and paid-in capital: US\$ 34,121,000

Empresas Copec share: 100.000%

→ ARAUCO WOOD (CHINA) COMPANY LIMITED

Company taxpayer number: O-E

Incorporation date: August 16, 2018.

Corporate purpose: Sales and intermediation activities of forestry products, marketing, promotion and market research.

Board of Director: Francisco Figueroa Duclos, Pablo Franzini, Charles Kimber Wylie.

CEO: Rodolfo Ziegele.

Subscribed and paid-in capital: US\$ 146,000

Empresas Copec share: 100.000%

→ ARAUCO WOOD LIMITED

Company taxpayer number: O-E

Incorporation date: May 23, 2022.

Corporate purpose: Holding of production companies.

Board of Director: Matias Domeyko Cassel, Pablo Franzini, Felipe Guzmán Rencoret, Cristián Infante Bilbao, Gianfranco Truffello Jijena.

Subscribed and paid-in capital: US\$ 2,022,172,000

Empresas Copec share: 100.000%

→ ARAUCOMEX S.A. DE C.V.

Company taxpayer number: O-E

Incorporation date: September 1, 2000.

Corporate purpose: Purchase, sale, import, export, marketing and distribution of pulp, boards made of wood and/or wood derivatives and wood in all its forms, raw or processed, including dimensional lumber and/or manufactured lumber for special or general purposes, being able to carry out these activities, whether directly or through third parties or in association with third parties by any legal manner; transformation of wood and pulp products, including the manufacturing of pallets and the assembly of any type of product or by-product from wood or pulp.

Board of Director: Pablo Franzini, Cristián Infante Bilbao, Gianfranco Truffello Jijena.

CEO: José Manuel Hernández Ayala.

Subscribed and paid-in capital: US\$ 32,831,000

Empresas Copec share: 100.000%

→ ARAUCOMEX SERVICIOS, S.A. DE C.V.

Company taxpayer number: O-E

Incorporation date: August 23, 2001.

Corporate purpose: Rendering of all types of services, including but not limited to advisory, administrative, professional, technical, human resources, operational, managerial, marketing, programming, sales, and consulting services and the execution of all contracts necessary for the rendering of such services, whether within the Republic of Mexico or abroad, without including the rendering of legal services.

Board of Director: Pablo Franzini, Cristián Infante Bilbao, Gianfranco Truffello Jijena.

CEO: José Manuel Hernández Ayala.

Subscribed and paid-in capital: MXN\$ 167,000

Empresas Copec share: 100.000%

→ CELULOSA ARAUCO Y CONSTITUCIÓN S.A.

Company taxpayer number: 93.458.000-1

Incorporation date: October 28, 1970.

Address: El Golf 150, 14<sup>th</sup> floor, Las Condes, Santiago, Chile.

Corporate purpose: To manufacture pulp, paper and derivatives, by-products and related products; to acquire, administer, manage and exploit, inhouse or outsourced, forest lands or forestry suitable lands; to acquire or exploit sawmills and other industries that process raw materials for the production of paper, pulp and its derivatives and/or wood in all its forms; to divest, export and, in general, market within the country or abroad, the aforementioned products, especially wood, pulp and paper in all its forms.

Board of Director: Jorge Andueza Fouque<sup>(1)</sup>, Roberto Angelini Rossi<sup>(1)</sup>, Marcela Bravo Puldain, Jorge Bunster Betteley, Matias Domeyko Cassel, Juan Ignacio Langlois Margozzini, Franco Mellafe Angelini, Eduardo Navarro Beltrán<sup>(2)</sup>, Timothy Purcell.

CEO: Cristián Infante Bilbao.

Subscribed and paid-in capital: US\$ 1,103,618,000

Empresas Copec share: 100.000%

Equity in Empresas Copec's assets: 60.6%

(1) Director of Empresas Copec S.A. | (2) CEO Empresas Copec S.A.



 FORESTRY SECTOR

→ CELULOSA Y ENERGÍA PUNTA PEREIRA S.A.

**Company taxpayer number:** O-E

**Incorporation date:** May 4, 2005.

**Corporate purpose:** Free Trade Zone User, being able to develop with the tax exemptions and other benefits detailed in Law N° 15.921, all kinds of industrial, commercial or service activities, such as: a) marketing, deposit, storage, conditioning, selection, classification, fractioning, assembling, disassembling, handling or mixing of goods or raw materials of foreign or national origin; b) installation and operation of manufacturing facilities; and c) rendering of financial, computer, repair and maintenance, professional and other services required for the best operation of installed activities and the sale of such services to other countries.

**Board of Directors:** Roy Antink, Héctor Araneda, Per Bülund, Iván Chamorro Lange, Johanna Hagelberg, Cristián Infante Bilbao, Martin Ros, Gianfranco Truffello Jijena.

**CEO:** Diego Wollheim.

**Subscribed and paid-in capital:** US\$ 1,322,620,000

**Empresas Copec share:** 50.000%

→ CONSORCIO PROTECCIÓN FITOSANITARIA FORESTAL S.A.

**Company taxpayer number:** 96.657.900-5

**Incorporation date:** November 12, 1992.

**Corporate purpose:** Production, purchase and sale of forestry elements, and rendering of services aimed at protecting and improving the cultivation and development of tree species of any kind; production, research and training in forestry resources and activities that are related to the above, being able to carry out all acts that directly or indirectly lead to the fulfillment of such purpose.

**Board of Directors:** Rodrigo Ahumada Nuñez, Juan Anzieta Neumann, Miguel Castillo Salazar, Jorge Lopez Sepulveda, Marcelo Vaccaro Bustos.

**CEO:** Claudio Goycoolea Prado.

**Subscribed and paid-in capital:** Ch\$ 468,055,000

**Empresas Copec share:** 56.861%

→ E2E SPA

**Company taxpayer number:** 76.879.577-0

**Incorporation date:** May 2, 2018.

**Corporate purpose:** Development of high standard drywall construction solutions, based on wood frames, including perimeter and internal walls, in prefabricated panels, as well as flooring, ceilings and facades solutions, all of which will be delivered with complete on-site installation or assembly, both in Chile and in the rest of Latin America.

**Administrator:** Maderas Arauco S.A.

**CEO:** Felipe Montes Torres.

**Subscribed and paid-in capital:** Ch\$ 53,389,496,000

**Empresas Copec share:** 100.000%

→ EKA CHILE S.A.

**Company taxpayer number:** 99.500.140-3

**Incorporation date:** September 20, 2002.

**Corporate purpose:** Development of high standard drywall construction solutions, based on wood frames, including perimeter and internal walls, in prefabricated panels, as well as flooring, ceilings and facades solutions, all of which will be delivered with complete on-site installation or assembly, both in Chile and in the rest of Latin America.

**Board of Directors:** Raúl Bernaprés Williamson, Antonio Carlos Francisco, Iván Chamorro Lange, Gustavo Romero Zapata.

**CEO:** Gustavo Romero Zapata.

**Subscribed and paid-in capital:** US\$ 36,907,000

**Empresas Copec share:** 50.000%

→ EL ESPARRAGAL ASOC. AGRARIA DE R.L.

**Company taxpayer number:** O-E

**Incorporation date:** May 30, 2007.

**Corporate purpose:** Production of timber for industrial purposes; performance of activities necessary for the proposed purpose, such as forestation, silvicultural treatments, logging and sale of timber; performance of all secondary uses that forestation allows, and any other complementary exploitation of forestation on the company's land; purchase, sale, lease and all kinds of operations with real estate and any other activity classified as agricultural in accordance with the provisions of Law N° 17,777.

**Board of Directors:** Roy Antink, Héctor Araneda, Per Bülund, Iván Chamorro Lange, Johanna Hagelberg, Cristián Infante Bilbao, Martin Ros, Gianfranco Truffello Jijena.

**CEO:** Diego Wolheim.

**Subscribed and paid-in capital:** US\$ 16,816,000

**Empresas Copec share:** 50.000%

→ EUFORES S.A.

**Company taxpayer number:** O-E

**Incorporation date:** April 15, 1983.

**Corporate purpose:** Production of timber for industrial purposes; implementation of silvicultural activities, forestry exploitation and sale of timber; implementation of all possible secondary uses from afforestation, and any other afforestation complementary exploitation on the company's land.

**Board of Directors:** Roy Antink, Héctor Araneda, Per Bülund, Iván Chamorro Lange, Johanna Hagelberg, Cristián Infante Bilbao, Martin Ros, Gianfranco Truffello Jijena.

**CEO:** Diego Wolheim.

**Subscribed and paid-in capital:** US\$ 673,224,000

**Empresas Copec share:** 50.000%



 FORESTRY SECTOR

→ FALCÃO MS SPE S.A.

Company taxpayer number: 0-E

Incorporation date: August 8, 2022.

**Corporate purpose:** Acquisition of rural properties suitable for planting eucalyptus trees, in the State of Mato Grosso do Sul, for outsourced operation.

**Board of Directors:** Carlos Alberto Guerreiro, Rodrigo Coutinho, Matheus de Barros Moura, Mario José de Souza Neto.

CEO: Matheus de Barros Moura.

**Subscribed and paid-in capital:** R\$ 469,826,000

**Empresas Copec share:** 49.000%

→ FORESTAL ARAUCO S.A.

Company taxpayer number: 85.805.200-9

Incorporation date: November 9, 1978.

**Corporate purpose:** Forestry activities on lands and nurseries owned or operated by the company, for any reason, especially through afforestation, reforestation, thinning, care, management, exploitation and industrialization of artificial and native forests; agricultural and livestock activities on lands owned or operated by the company, for any reason; sale and export of products and by-products from its forestry, industrial, agricultural and livestock activities; forestry, agricultural and livestock services to third parties; leasing personal property to third parties; forest fire protection services; grape growing and wine production.

**Board of Directors:** Jorge Andueza Fouque<sup>(1)</sup>, Roberto Angelini Rossi<sup>(1)</sup>, Matías Domeyko Cassel, Cristián Infante Bilbao, Charles Kimber Wylie, Franco Mellafe Angelini, Juan Álvaro Saavedra Flórez.

CEO: Iván Chamorro Lange.

**Subscribed and paid-in capital:** US\$ 1,891,041,000

**Empresas Copec share:** 100.000%

**Equity in Empresas Copec's assets:** 0.012%

→ FORESTAL CHOLGUÁN S.A.

Company taxpayer number: 93.838.000-7

Incorporation date: November 29, 1978.

**Corporate purpose:** To engage in forestry activities in all forms, including especially the acquisition, for any reason, of rural land, basically suitable for forestry; the afforestation and reforestation thereof; the execution of all work related to the maintenance and care of forests and their exploitation and, in general, the execution of any other activity or business related to the agricultural-forestry industry; the industrialization of timber, whether directly or with the Company participating as a partner or shareholder of other companies whose main line of business is the aforementioned.

**Board of Directors:** Iván Chamorro Lange, Jorge Serón Ferré.

CEO: Rodrigo Sobarzo.

**Subscribed and paid-in capital:** US\$ 55,916,000

**Empresas Copec share:** 98.694%

→ FORESTAL CONO SUR S.A.

Company taxpayer number: 0-E

Incorporation date: August 16, 1996.

**Corporate purpose:** Forestry, industrialization and marketing of timber in all its forms and exports, imports and others products.

CEO: Diego Wollheim.

**Subscribed and paid-in capital:** US\$ 147,195,000

**Empresas Copec share:** 50.000%

→ GENÓMICA FORESTAL S.A.

Company taxpayer number: 76.743.130-9

Incorporation date: October 25, 2006.

**Corporate purpose:** To carry out all kinds of services and activities aimed at the development of forest genomics, through the use of biotechnological, molecular and bioinformatics tools; supply of technology, engineering, biotechnology and bioinformatics services; purchase, sale and marketing of seeds, tools and all kinds of tangible and intangible goods necessary for the fulfillment of the business; administration and execution of Forest Genomics projects.

**Subscribed and paid-in capital:** Ch\$ 245,586,000

**Empresas Copec share:** 25.000%

→ INVERSIONES ARAUCO INTERNACIONAL LTDA.

Company taxpayer number: 96.563.550-5

Incorporation date: US\$ 55,916,000

**Corporate purpose:** To make investments, in the country and/or abroad, in real estate or personal property, tangible or intangible, shares, bonds and other marketable securities, rights in partnerships, and in all kinds of assets; being able to also carry out any complementary or accessory activity to those previously mentioned.

**Board of Directors:** Jorge Andueza Fouque<sup>(1)</sup>, Roberto Angelini Rossi<sup>(1)</sup>, Manuel Bezanilla Urrutia, Matías Domeyko Cassel, Cristián Infante Bilbao, Antonio Luque Guerrero, Robinson Tajmuchi Vásquez, Gonzalo Zegers Ruiz-Tagle.

CEO: Pablo Franzini.

**Subscribed and paid-in capital:** US\$ 3,696,891,000

**Empresas Copec share:** 100.000%

(1) Director of Empresas Copec S.A.



FORESTRY SECTOR

→ INVERSIONES PUERTO CORONEL S.A.

Company taxpayer number: 96.785.680-0

Incorporation date: January 4, 1996.

**Corporate purpose:** To make investments in all kinds of real estate and personal property, whether tangible or intangible, acquisition of shares of corporations or joint stock companies, rights of partnerships, ventures, bonds, bills of exchange and all kinds of securities or investment instruments and the administration of these investments and their profits, and the development and/or participation in all kinds of businesses, projects, enterprises and companies related to industrial, port, forestry and commercial activities.

**Board of Directors:** Franco Bozzalla, Fernando Elgueta Galmez, Esteban Papic Politeo, Fernando Reveco Santander, Alvaro Saavedra Florez, Felipe Vial.

CEO: Patricio Roman Lois.

Subscribed and paid-in capital: US\$ 58,189,000

Empresas Copec share: 50.000%

→ INVESTIGACIONES FORESTALES BIOFOREST S.A.

Company taxpayer number: 79.990.550-7

Incorporation date: April 11, 1990.

**Corporate purpose:** To develop technologies to achieve a high degree of knowledge of the forestry resources in order to maximize their productivity.

**Administrator:** Forestal Arauco S.A.

Subscribed and paid-in capital: US\$ 298,000

Empresas Copec share: 100.000%

→ LEASING FORESTAL S.A.

Company taxpayer number: 0-E

Incorporation date: December 17, 1998.

**Corporate purpose:** Entering into leasing agreements in accordance with Law 25,248.

**Board of Directors:** Pablo Cristián Ruival (Liquidador).

CEO: Pablo Cristián Ruival

Subscribed and paid-in capital: ARG\$ 2,000,000

Empresas Copec share: 99.981%

→ LEMU EARTH SPA

Company taxpayer number: 76.860.724-9

Incorporation date: March 6, 2018.

**Corporate purpose:** Ethics-driven industrial artificial intelligence (IAI) company using cutting-edge technologies to help reverse environmental crises.

**Board of Directors:** Alejandro Tocigl Domeyko, Gianfranco Truffello Jijena, Gonzalo Zegers Ruiz-Tagle.

CEO: Leonardo Prieto Williamson.

Subscribed and paid-in capital: Ch\$ 4,319,763,000

Empresas Copec share: 96.370%

→ LEMU GLOBAL LIMITED

Company taxpayer number: 0-E

Incorporation date: November 1, 2022.

**Corporate purpose:** Holding of production companies.

**Board of Directors:** Alejandro Tocigl Domeyko, Gianfranco Truffello Jijena, Gonzalo Zegers Ruiz-Tagle.

Subscribed and paid-in capital: US\$ 17,519,000

Empresas Copec share: 96.370%

→ LEMU INC.

Company taxpayer number: 0-E

Incorporation date: February 17, 2023.

**Corporate purpose:** Provision of professional, technological, marketing and nature conservation services, directly or through third parties.

**Board of Directors:** Alejandro Tocigl Domeyko, Gianfranco Truffello Jijena, Gonzalo Zegers Ruiz-Tagle.

Subscribed and paid-in capital: US\$ 1,000

Empresas Copec share: 96.370%

FORESTRY SECTOR

→ MADERAS ARAUCO COSTA RICA S.A.

Company taxpayer number: O-E

Incorporation date: May 7, 2018.

**Corporate purpose:** Marketing of timber and forest products, as well as its promotion, market research and intermediation in the sale of timber and forest products. To carry out its purposes, it may buy, sell, encumber, mortgage, grant bonds, lease, own and dispose of all kinds of personal property or real estate royalties and individual rights, open accounts in any bank of the National and International Banking System, whether public or private, and may also form part of other companies and grant trusts funds.

**Board of Director:** Francisco Figueroa Duclos, Pablo Franzini, Charles Kimber Wylie.

**CEO:** Andrés Castro Arias.

**Subscribed and paid-in capital:** US\$ 300,000

**Empresas Copec share:** 100.000%

→ MADERAS ARAUCO S.A.

Company taxpayer number: 96.510.970-6

Incorporation date: November 13, 1986.

**Corporate purpose:** Industrialization of forests owned by it or by third parties, especially through the production of medium density panels and boards, pressed, defiberized, chip-board, plywood, laminated or ennobled wood; marketing of the products and by-products of its industrial activity and of all kinds of parts, pieces and elements made with industrialized wood; sale, distribution, marketing, import and export, on its own account or on behalf of third parties, of all kinds of complementary raw materials and products and by-products of natural and/or industrialized wood; rendering of related services or other similar activities; production, purchase, sale, transportation and distribution of electric power and steam; generation, purchase, sale and marketing in general of Certified Greenhouse Gas Emission Reductions, known as Carbon Credits; rendering of specific business administration services, including in the area of information technology.

**Board of Director:** Jorge Andueza Fouque<sup>(1)</sup>, Iván Chamorro Lange, Matias Domeyko Cassel, Cristián Infante Bilbao, Charles Kimber Wylie, Antonio Luque Guerrero, Gianfranco Truffello Jijena, Gonzalo Zegers Ruiz-Tagle.

**CEO:** Pablo Franzini.

**Subscribed and paid-in capital:** US\$ 237,001,000

**Empresas Copec share:** 100.000%

→ MAHAL EMP. E PART. S.A.

Company taxpayer number: O-E

Incorporation date: April 28, 2009.

**Corporate purpose:** Wood processing activities, purchase of inputs for eucalyptus plantations and other species.

**Board of Director:** Iván Chamorro Lange, Pablo Franzini, Cristián Infante Bilbao.

**CEO:** Carlos Altimiras Ceardi.

**Subscribed and paid-in capital:** R\$ 534,214,000

**Empresas Copec share:** 100.000%

→ MONTE FRESNOS A.A.R.L.

Company taxpayer number: O-E

Incorporation date: February 1, 2007.

**Corporate purpose:** Agricultural activity in several forms, and at any stage of the animal or vegetable cycle, provision of total or partial services, technical support, individual use of social goods (economy of scale), production, conservation, industrialization, marketing in general, as well as the conservation, use and improvement of renewable natural resources, promotion regarding the addition of solutions, improvements to the rural environment (landscaping, recreation or tourism).

**Director:** Daniel Gonzalez.

**CEO:** Diego Wollheim.

**Subscribed and paid-in capital:** US\$ 18,873,000

**Empresas Copec share:** 50.000%

→ MONTE FRESNOS S.A.

Company taxpayer number: O-E

Incorporation date: January 4, 2006.

**Corporate purpose:** Industrialize and commercialize in all its forms, among others, merchandise, leasing of goods and services, imports, exports, representations, commissions and consignments. Purchase, sale, leasing, administration, construction and all types of real estate operations. Agro-industrial, agricultural and forestry activities in all their forms. participation, incorporation or acquisition of companies operating in the aforementioned branches.

**Director:** Daniel Gonzalez.

**CEO:** Diego Wollheim.

**Subscribed and paid-in capital:** US\$ 12,815,000

**Empresas Copec share:** 50.000%

→ NOVO OESTE GESTÃO DE ATIVOS FLORESTAIS S.A.

Company taxpayer number: O-E

Incorporation date: October 22, 2010.

**Corporate purpose:** Management of forestry assets; trade of timber and other by-products, and the acquisition of inputs for eucalyptus plantations and other species.

**Board of Director:** Iván Chamorro Lange, Pablo Franzini, Cristián Infante Bilbao.

**CEO:** Carlos Altamirano Ceardi.

**Subscribed and paid-in capital:** R\$ 32,801,000

**Empresas Copec share:** 100.000%

(1) Director of Empresas Copec S.A.



 FORESTRY SECTOR

→ ONGAR S.A.

Company taxpayer number: O-E

Incorporation date: March 4, 2011.

**Corporate purpose:** Forestry, industrialization and marketing of timber in all its forms, exports, imports and others.

**Board of Directors:** Roy Antink, Héctor Araneda, Per Bülund, Iván Chamorro Lange, Johanna Hagelberg, Cristián Infante Bilbao, Martín Ros, Gianfranco Truffello Jijena.

**Gerente general:** Diego Wollheim.

**Subscribed and paid-in capital:** US\$ 5,000

**Empresas Copec share:** 50.000%

→ PARQUE EÓLICO EL JAZMÍN SPA

Company taxpayer number: 77.985.297-0

Incorporation date: July 5, 2024.

**Corporate purpose:** To execute the development of all types of wind energy projects. Promoting, constructing and operating wind farms that generate energy from non-conventional renewable sources or any other source. Consulting, administration and/or management on its own account or on behalf of others of electricity generation projects, whether from non-conventional renewable energy sources or from any other source. Marketing of electric energy, holding of facilities and sale of the same to both private and public entities. Investments in all kinds of shares, securities, social rights and debt securities. The administration and exploitation of these investments and their products. The development of all related activities that are necessary to develop the Corporate purpose.

**Subscribed and paid-in capital:** Ch\$ 1,000,000

**Empresas Copec share:** 50.000%

→ PARQUE EÓLICO GIRASOL SPA

Company taxpayer number: 77.744.968-0

Incorporation date: December 14, 2022.

**Corporate purpose:** To execute the development of all types of wind energy projects. Promoting, constructing and operating wind farms that generate energy from non-conventional renewable sources or any other source. Consulting, administration and/or management on its own account or on behalf of others of electricity generation projects, whether from non-conventional renewable energy sources or from any other source. Marketing of electric energy, holding of facilities and sale of the same to both private and public entities. Investments in all kinds of shares, securities, social rights and debt securities. The administration and exploitation of these investments and their products. The development of all related activities that are necessary to develop the Corporate purpose.

**Board of Directors:** Ricardo Busch Lothholz, Jaime Andrés Mayol Brierley, Alfredo Zañartu Stambuk, Gonzalo Zegers Ruiz-Tagle.

**Subscribed and paid-in capital:** Ch\$ 1,000,000

**Empresas Copec share:** 50.000%

→ PARQUE EÓLICO HORTENSÍAS SPA

Company taxpayer number: 77.945.814-8

Incorporation date: December 20, 2023.

**Corporate purpose:** To execute the development of all types of wind energy projects. Promoting, constructing and operating wind farms that generate energy from non-conventional renewable sources or any other source. Consulting, administration and/or management on its own account or on behalf of others of electricity generation projects, whether from non-conventional renewable energy sources or from any other source. Marketing of electric energy, holding of facilities and sale of the same to both private and public entities. Investments in all kinds of shares, securities, social rights and debt securities. The administration and exploitation of these investments and their products. The development of all related activities that are necessary to develop the Corporate purpose.

**Board of Directors:** Ricardo Busch, Jaime Mayol Brierley, Alfredo Zañartu Stambuk, Gonzalo Zegers Ruiz-Tagle.

**Subscribed and paid-in capital:** Ch\$ 1,000,000

**Empresas Copec share:** 50.000%

→ PARQUE EÓLICO LAS CALAS SPA

Company taxpayer number: 77.869.168-K

Incorporation date: November 20, 2023.

**Corporate purpose:** To execute the development of all types of wind energy projects. Promoting, constructing and operating wind farms that generate energy from non-conventional renewable sources or any other source. Consulting, administration and/or management on its own account or on behalf of others of electricity generation projects, whether from non-conventional renewable energy sources or from any other source. Marketing of electric energy, holding of facilities and sale of the same to both private and public entities. Investments in all kinds of shares, securities, social rights and debt securities. The administration and exploitation of these investments and their products. The development of all related activities that are necessary to develop the Corporate purpose.

**Board of Directors:** Ricardo Busch Lothholz, Jaime Andrés Mayol Brierley, Alfredo Zañartu Stambuk, Gonzalo Zegers Ruiz-Tagle.

**Subscribed and paid-in capital:** Ch\$ 1,000,000

**Empresas Copec share:** 50.000%

→ PARQUE EÓLICO LAS DALIAS SPA

Company taxpayer number: 77.744.909-5

Incorporation date: December 14, 2022.

**Corporate purpose:** To execute the development of all types of wind energy projects. Promoting, constructing and operating wind farms that generate energy from non-conventional renewable sources or any other source. Consulting, administration and/or management on its own account or on behalf of others of electricity generation projects, whether from non-conventional renewable energy sources or from any other source. Marketing of electric energy, holding of facilities and sale of the same to both private and public entities. Investments in all kinds of shares, securities, social rights and debt securities. The administration and exploitation of these investments and their products. The development of all related activities that are necessary to develop the Corporate purpose.

**Board of Directors:** Ricardo Busch Lothholz, Jaime Andrés Mayol Brierley, Alfredo Zañartu Stambuk, Gonzalo Zegers Ruiz-Tagle.

**Subscribed and paid-in capital:** Ch\$ 1,000,000

**Empresas Copec share:** 50.000%



 FORESTRY SECTOR

→ PARQUE EÓLICO LAS FRESIAS SPA

**Company taxpayer number:** 77.744.915-K

**Incorporation date:** November 18, 2022.

**Corporate purpose:** To execute the development of all types of wind energy projects. Promoting, constructing and operating wind farms that generate energy from non-conventional renewable sources or any other source. Consulting, administration and/or management on its own account or on behalf of others of electricity generation projects, whether from non-conventional renewable energy sources or from any other source. Marketing of electric energy, holding of facilities and sale of the same to both private and public entities. Investments in all kinds of shares, securities, social rights and debt securities. The administration and exploitation of these investments and their products. The development of all related activities that are necessary to develop the Corporate purpose.

**Board of Directors:** Ricardo Busch Lothholz, Jaime Andrés Mayol Brierley, Alfredo Zañartu Stambuk, Gonzalo Zegers Ruiz-Tagle.

**Subscribed and paid-in capital:** Ch\$ 1,000,000

**Empresas Copec share:** 50.000%

→ PARQUE EÓLICO LAVANDA SPA

**Company taxpayer number:** 77.945.827-K

**Incorporation date:** January 24, 2024.

**Corporate purpose:** To execute the development of all types of wind energy projects. Promoting, constructing and operating wind farms that generate energy from non-conventional renewable sources or any other source. Consulting, administration and/or management on its own account or on behalf of others of electricity generation projects, whether from non-conventional renewable energy sources or from any other source. Marketing of electric energy, holding of facilities and sale of the same to both private and public entities. Investments in all kinds of shares, securities, social rights and debt securities. The administration and exploitation of these investments and their products. The development of all related activities that are necessary to develop the Corporate purpose.

**Board of Directors:** Ricardo Busch Lothholz, Jaime Andrés Mayol Brierley, Alfredo Zañartu Stambuk, Gonzalo Zegers Ruiz-Tagle.

**Subscribed and paid-in capital:** Ch\$ 1,000,000

**Empresas Copec share:** 50.000%

→ PARQUE EÓLICO LOS CARDOS SPA

**Company taxpayer number:** 77.173.565-7

**Incorporation date:** August 7, 2023.

**Corporate purpose:** To execute the development of all types of wind energy projects. Promoting, constructing and operating wind farms that generate energy from non-conventional renewable sources or any other source. Consulting, administration and/or management on its own account or on behalf of others of electricity generation projects, whether from non-conventional renewable energy sources or from any other source. Marketing of electric energy, holding of facilities and sale of the same to both private and public entities. Investments in all kinds of shares, securities, social rights and debt securities. The administration and exploitation of these investments and their products. The development of all related activities that are necessary to develop the Corporate purpose.

**Board of Directors:** Ricardo Busch Lothholz, Jaime Andrés Mayol Brierley, Alfredo Zañartu Stambuk, Gonzalo Zegers Ruiz-Tagle.

**Subscribed and paid-in capital:** Ch\$ 1,000,000

**Empresas Copec share:** 50.000%

→ PARQUE EÓLICO MARGARITAS SPA

**Company taxpayer number:** 77.744.978-8

**Incorporation date:** January 10, 2023.

**Corporate purpose:** To execute the development of all types of wind energy projects. Promoting, constructing and operating wind farms that generate energy from non-conventional renewable sources or any other source. Consulting, administration and/or management on its own account or on behalf of others of electricity generation projects, whether from non-conventional renewable energy sources or from any other source. Marketing of electric energy, holding of facilities and sale of the same to both private and public entities. Investments in all kinds of shares, securities, social rights and debt securities. The administration and exploitation of these investments and their products. The development of all related activities that are necessary to develop the Corporate purpose.

**Board of Directors:** Ricardo Busch Lothholtz, Camilo Naranjo Arias, Roberto Ovalle Sepúlveda, Gonzalo Zegers Ruiz-Tagle.

**Subscribed and paid-in capital:** Ch\$ 1,000,000

**Empresas Copec share:** 50.000%

→ PARQUE EÓLICO OVEJERA DEL SUR SPA

**Company taxpayer number:** 76.839.949-2

**Incorporation date:** January 19, 2018.

**Corporate purpose:** Analysis and project development of wind power generation. To purchase, sell and lease all kinds of real estate or personal property, tangible or intangible, necessary to carry out the aforementioned activities. To carry out all activities necessary or conducive directly and indirectly to the above activities.

**Board of Directors:** Leonardo Bastidas Almarza, José Antonio Díaz Lira, Nicolás Kühnlenthal Antonijevic, Gonzalo Zegers Ruiz -Tagle.

**Subscribed and paid-in capital:** Ch\$ 1,000,000

**Empresas Copec share:** 50.000%

→ PARQUE EÓLICO TULIPANES SPA

**Company taxpayer number:** 77.869.171-K

**Incorporation date:** October 17, 2023.

**Corporate purpose:** To execute the development of all types of wind energy projects. Promoting, constructing and operating wind farms that generate energy from non-conventional renewable sources or any other source. Consulting, administration and/or management on its own account or on behalf of others of electricity generation projects, whether from non-conventional renewable energy sources or from any other source. Marketing of electric energy, holding of facilities and sale of the same to both private and public entities. Investments in all kinds of shares, securities, social rights and debt securities. The administration and exploitation of these investments and their products. The development of all related activities that are necessary to develop the Corporate purpose.

**Board of Directors:** Ricardo Busch Lothholz, Jaime Andrés Mayol Brierley, Alfredo Zañartu Stambuk, Gonzalo Zegers Ruiz-Tagle.

**CEO:** Carlos Altamirano Ceardi.

**Subscribed and paid-in capital:** Ch\$ 1,000,000

**Empresas Copec share:** 50.000%



 FORESTRY SECTOR

→ SERV. AÉREOS FORESTALES LTDA.

Company taxpayer number: 76.375.371-9

Incorporation date: March 27, 2014.

**Corporate purpose:** To render air services for passenger and cargo transportation, forest patrolling, photography, advertising, magnetic prospecting, all by means of its own or third-party aircraft; performing maintenance work, alterations, repairs or modifications of aeronautical products, their components or parts.

**Administrador:** Inversiones Arauco Internacional Ltda.

**CEO:** Gianfranco Truffello Jijena.

**Subscribed and paid-in capital:** US\$ 30,400,000

**Empresas Copec share:** 100.000%

→ SERVICIOS LOGÍSTICOS ARAUCO S.A.

Company taxpayer number: 96.637.330-K

Incorporation date: April 27, 1992.

**Corporate purpose:** To serve as an intermediary for the contracting of port operations in general, including, among others, wharfage, launching, cargo mobilization, storage, stevedoring and unstowage of vessels; to directly provide the above port operation services; to serve as an intermediary for the contracting of transportation services, whether by land, air, sea or river; to directly provide the above transportation services; to provide logistic services related to the above activities.

**Administrator:** Inversiones Arauco Internacional Ltda.

**Subscribed and paid-in capital:** US\$ 417,000

**Empresas Copec share:** 100.000%

→ SONAE ARAUCO S.A.

Company taxpayer number: O-E

Incorporation date: May 14, 1946.

**Corporate purpose:** Fabrication, manufacture and sale of boards of any kind and also the fabrication, manufacture and sale of its raw materials, such as wood, glues, resins or their derivatives or construction materials; as well as the performance of the activities derived from the transformation or application of the products obtained by means of such activities. The acquisition, holding, enjoyment, administration in general and disposal of all kinds of transferable assets and securities in the name and on behalf of the Company.

**Board of Directors:** Matías Domeyko Cassel, Pablo Franzini, Cristián Infante Bilbao, George Lawrie, Carlos Rocha Moreira da Silva, Duarte Teixeira de Azevedo, Javier Vega de Seoane Azpilicueta, Gonzalo Zegers Ruiz-Tagle.

**CEO:** Duarte Paulo Teixeira De Azevedo.

**Subscribed and paid-in capital:** EUR\$ 70,119,000

**Empresas Copec share:** 50.000%

→ STORA ENSO URUGUAY S.A.

Company taxpayer number: O-E

Incorporation date: November 8, 2004.

**Corporate purpose:** Agricultural exploitation, forestry, fruit growing, citrus growing and its derivatives, industrialization of these products and their derivatives; investments in companies linked to the aforementioned activities, being able to develop activities related and linked to investments in the country and abroad, in public, private and mixed, national or foreign companies.

**Board of Directors:** Cristián Antink, Héctor Araneda, Per Bülund, Iván Chamorro Lange, Johanna Hagelberg, Cristián Infante Bilbao, Martín Ros, Gianfranco Truffello Jijena.

**Subscribed and paid-in capital:** US\$ 143,903,000

**Empresas Copec share:** 50.000%

→ TAURION A.A.R.L.

Company taxpayer number: O-E

Incorporation date: February 1, 2007.

**Corporate purpose:** Agricultural activity in different forms, and at any stage of the animal or vegetable cycle, provision of total or partial services, technical support, individual use of social goods (economy of scale), production, conservation, industrialization, marketing in general, as well as the conservation, use and improvement of renewable natural resources, promotion regarding the addition of solutions, improvements to the rural environment (landscaping, recreation or tourism).

**Director:** Daniel Gonzalez.

**CEO:** Diego Wollheim.

**Subscribed and paid-in capital:** US\$ 8,570,00

**Empresas Copec share:** 50.000%

→ TAURION S.A.

Company taxpayer number: O-E

Incorporation date: January 4, 2006.

**Corporate purpose:** Industrialize and commercialize in all its forms, among others, merchandise, leasing of goods and services, imports, exports, representations, commissions and consignments. Purchase, sale, leasing, administration, construction and all types of real estate operations. Agro-industrial, agricultural and forestry activities in all their forms. participation, incorporation or acquisition of companies operating in the aforementioned branches.

**Director:** Daniel Gonzalez.

**CEO:** Diego Wollheim.

**Subscribed and paid-in capital:** US\$ 53,542,000

**Empresas Copec share:** 50.000%



 FORESTRY SECTOR

→ TECVERDE ENGENHARIA S.A.

Company taxpayer number: O-E

Incorporation date: March 2, 2009.

**Corporate purpose:** To carry out in Brazil, the business of engineering, manufacturing, and implementation of building structure solutions made of wood; providing services for the purpose of industrial building systems, such as wood and other technologies; assembly of panels and elements of wood solutions; and marketing of all the aforementioned products.

**Board of Directors:** Ronaldo De Luna Passeri, Felipe Dos Santos Basso, Francine Vidal.

**Subscribed and paid-in capital:** R\$ 217,810,000

**Empresas Copec share:** 89.392%

→ TERMINAL LOGÍSTICA E IND.M'BOPICUÁ S.A.

Company taxpayer number: O-E

Incorporation date: July 22, 1999.

**Corporate purpose:** To carry out the execution and financing of the infrastructure works of the port logistics terminal and industrial park, the acts and actions necessary or conducive to obtain the legally corresponding authorizations and permits, the dissemination, promotion and positioning of the project; exploitation and administration of the logistics and industrial activities to be developed within the logistics terminal, port and industrial park; exploitation of trademarks and similar intangible assets; purchase, sale, lease, administration, construction and all kinds of operations with real estate; participation, incorporation or acquisition of companies operating in the aforementioned branches; imports, exports, representations, commissions and consignments; exploitation of industrial, commercial and merchandise storage establishments and other activities related or directly related to the Corporate purpose; being part of interest and economic groups.

**Board of Directors:** Roy Antink, Héctor Araneda, Per Bülund, Iván Chamorro Lange, Johanna Hagelberg, Cristián Infante Bilbao, Martin Ros, Gianfranco Truffello Jijena.

**CEO:** Diego Wollheim.

**Subscribed and paid-in capital:** US\$ 6,480,000

**Empresas Copec share:** 50.000%

→ TREECO, INC.

Company taxpayer number: O-E

Incorporation date: June 19, 2019.

**Corporate purpose:** It combines the history of forestry with genome editing through CRISPR to research, develop and implement genetic improvements in trees.

**Board of Directors:** Ricardo Austin, Claudio Balocchi, Rodolphe Barrangou, Kultaran Chohan, Sebastian Mandiola, Jack Wang.

**Subscribed and paid-in capital:** US\$ 18,902,000

**Empresas Copec share:** 51.128%

→ WOODAFFIX, LLC.

Company taxpayer number: O-E

Incorporation date: October 15, 2021.

**Corporate purpose:** Manufacturing and sales of wood components for the furniture industry based on decorative laminated panels.

**Board of Directors:** Pablo Franzini, Russell Jordan, Álvaro Ortiz, Diego Tuleski.

**Subscribed and paid-in capital:** US\$ 0

**Empresas Copec share:** 100.000%

→ ZONA FRANCA PUNTA PEREIRA S.A.

Company taxpayer number: O-E

Incorporation date: May 24, 2006.

**Corporate purpose:** Operation of a free trade zone in accordance with the provisions of Law N° 15.921 and its regulatory decrees, being able to carry out all kinds of operations inherent to such operation, which are allowed or will be allowed in the future by the rules applicable to free trade zone operating companies.

**Board of Directors:** Roy Antink, Héctor Araneda, Per Bülund, Iván Chamorro Lange, Johanna Hagelberg, Cristián Infante Bilbao, Martin Ros, Gianfranco Truffello Jijena.

**CEO:** Diego Wollheim.

**Subscribed and paid-in capital:** US\$ 378,964,000

**Empresas Copec share:** 50.000%



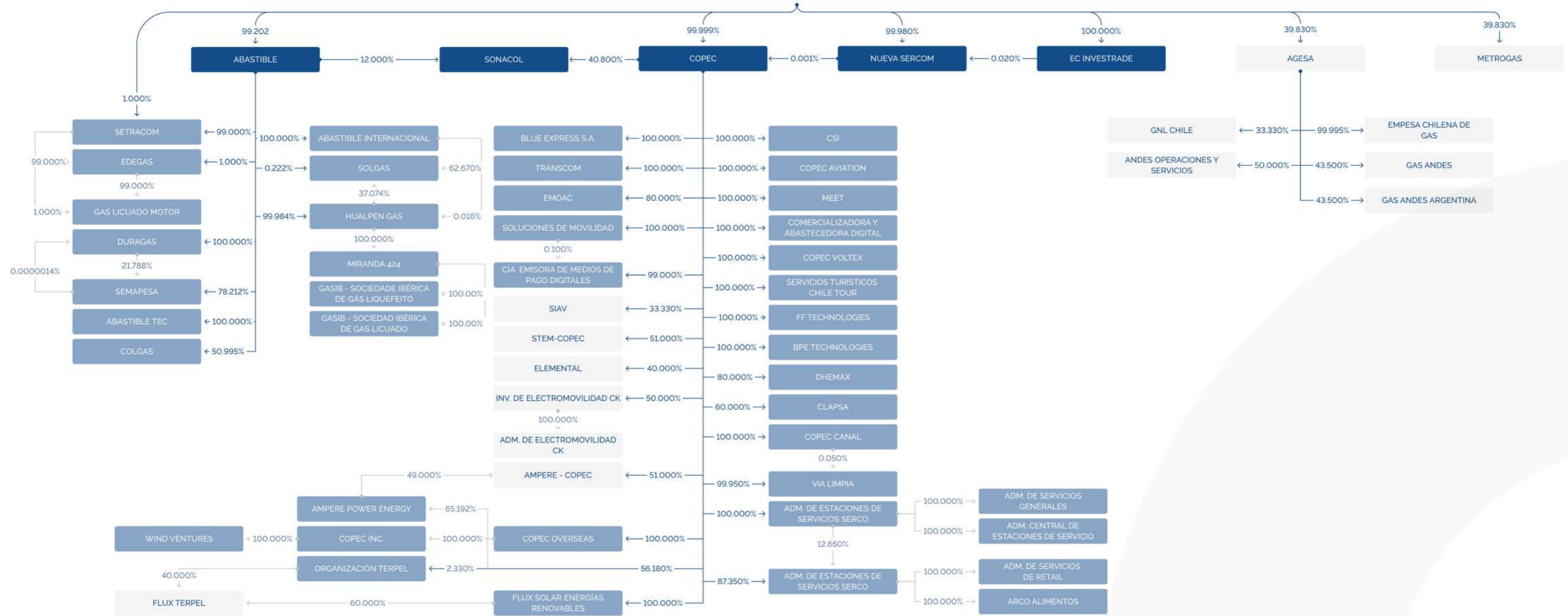


# Corporate Structure

## ⚡ Energy sector



■ SUBSIDIARY    ■ EMPRESAS COPEC RELATED COMPANIES



# Subsidiaries and related companies brief

## ⚡ Energy sector



⚡ ENERGY SECTOR

→ ABASTIBLE INTERNACIONAL SPA

Company taxpayer number: O-E

Incorporation date: May 2, 2016.

**Corporate purpose:** To invest in Chile and/or abroad in real estate or personal property, tangible or intangible, shares of corporations, rights in partnerships or in other companies, bonds, commercial paper and other marketable securities and in all kinds of assets.

**Board of Directors:** Joaquín Cruz Sanfiel, Ignacio Mackenna Ronco, Janislav Marinovic Castellanos, Sebastián Montero Morán.

**Subscribed and paid-in capital:** US\$ 262,500,000

**Equity in Empresas Copec's assets:** 99.202%

→ ABASTIBLE S.A.

RUT: 91.806.000-6

Company taxpayer number: 91.806.000-6

Incorporation date: May 25, 1956.

**Address:** Av. Apoquindo 5550, Las Condes, Santiago, Chile.

**Corporate purpose:** To market liquified gas and equipment for domestic and industrial use; to provide technological solutions for energy efficiency, air conditioning, cogeneration, power generation and photovoltaic solar energy, among others; and to carry out fuel port activities.

**Board of Directors:** Ximena Alzérreca Luna, Patricio Donoso Ibañez, Bernardita Figueroa Calmels, Máximo Israel López, Eduardo Navarro Beltrán<sup>(2)</sup>, Tomás Recart Balze, Guillermo Tagle Quiroz.

**CEO:** Joaquín Cruz Sanfiel.

**Subscribed and paid-in capital:** Ch\$ 248,508,932,000

**Empresas Copec share:** 99.202%

**Equity in Empresas Copec's assets:** 3.0%

→ ABASTIBLE TEC SPA

Company taxpayer number: 77.528.709-8

Incorporation date: February 09, 2022.

**Corporate purpose:** a) Design and/or execution of construction projects of various magnitudes, involving civil works and/or infrastructure and/or puncture and/or structural design and/or carios and/or piping and related assemblies, either on its own and/or for third parties, especially energy, electrical, photovoltaic, thermal or other projects, as well as projects related to mining; land preparation and electrical, gas, heating and air conditioning installation, as well as other installations that may be necessary in the construction works.

**Board of Directors:** Álvaro Gallegos Bresler, Paula Jervis Ortiz, Janislav Marinovic Castellanos, Andrés Romero Celedón.

**CEO:** Ignacio Mackenna Ronco.

**Subscribed and paid-in capital:** Ch\$ 465,000,000

**Empresas Copec share:** 99.202%



⚡ ENERGY SECTOR

→ ADM. CENTRAL DE ESTACIONES DE SERVICIOS LTDA. - ADC

Company taxpayer number: 79.927.130-3

Incorporation date: June 26, 1989.

**Corporate purpose:** Marketing of fuels, lubricants, spare parts, accessories, miscellaneous goods and administrative services.

**Board of Directors:** Juan Carlos Balmaceda Peñafiel, Juan Diuana Yunis, Alejandro Pino Mora, José Ignacio Valenzuela, Jaime Vera Vera.

**Subscribed and paid-in capital:** Ch\$ 194,890,000

**Empresas Copec share:** 100.000%

→ ADMINISTRADORA DE ELECTROMOVILIDAD CK SPA

Company taxpayer number: 77.155.085-1

Incorporation date: May 15, 2020.

**Corporate purpose:** Import, commercialization, leasing with or without purchase option, purchase and sale of electric vehicles for passenger transportation, and of connectors, chargers, installations or other similar equipment necessary for the electric charging of such vehicles; and to carry out any activity related or complementary to the aforementioned.

**Board of Directors:** Juan Carlos Balmaceda Peñafiel, José Antonio Camiruaga Garretón, Leonardo Ljubetic Garib, Alexander Peter Kohler.

**CEO:** José Antonio Camiruaga Garretón

**Subscribed and paid-in capital:** US\$ 4,975,000

**Empresas Copec share:** 50.000%

→ ADM. DE ESTACIONES DE SERVICIOS SERCO LTDA. - ADES

Company taxpayer number: 79.689.550-0

Incorporation date: December 15, 1986.

**Corporate purpose:** Marketing of fuels, lubricants, spare parts, accessories and miscellaneous goods.

**Board of Directors:** Juan Carlos Balmaceda Peñafiel, Juan Diuana Yunis, Pablo Marchant Pineda, Jaime Vera Vera.

**CEO:** Sergio Domazos Marambio.

**Subscribed and paid-in capital:** Ch\$ 9,473,756,000

**Empresas Copec share:** 100.000%

→ ADM. DE SERVICIOS DE RETAIL LTDA. - ASR

Company taxpayer number: 77.614.700-1

Incorporation date: May 29, 2021.

**Corporate purpose:** To provide management services for gas stations, distribution and marketing of fuels, lubricants, motor vehicles and their implements, accessories and spare parts.

**Board of Directors:** Juan Carlos Balmaceda Peñafiel, Nicolás Rostagno Bedecarratz.

**CEO:** Franco Zuñiga Guerra.

**Subscribed and paid-in capital:** Ch\$ 6,000,000

**Empresas Copec share:** 100.000%

→ ADM. DE SERVICIOS GENERALES LTDA. - ADG

Company taxpayer number: 79.927.140-0

Incorporation date: June 26, 1989.

**Corporate purpose:** To develop the provision of management services for service stations, distribution and marketing of fuels, lubricants, vehicles, accessories and spare parts, having as its main activity since its inception the development and operation of the project "Tarjeta Copec Transporte" (Copec Transport Card) T.C.T.

**Board of Directors:** José Depassier Jiménez, Juan Diuana Yunis, Francisco Labbé Bascuñán, Cristián Montero Stegen.

**CEO:** Marco Álvarez Argandoña.

**Subscribed and paid-in capital:** Ch\$ 47,565,000

**Empresas Copec share:** 100.000%

→ ADM. DE VENTAS AL DETALE LTDA. - ARCOPRIME

Company taxpayer number: 77.215.640-5

Incorporation date: August 7, 1998.

**Corporate purpose:** Operation of catering establishments, such as restaurants, self-service and other food operations, convenience stores, hotel services and other complementary services, at fuel service stations located on highways and in cities or on land annexed to such facilities. Likewise, the preparation and marketing of packaged food and the operation of service stations, vehicle lubrication and washing centers and ancillary services. The company will also have as its purpose the rendering of consulting services and the supervision of third parties in the development of activities related to the operation of commercial establishments similar to those of the company's line of business and any other activity related to all of the above that the partners may agree upon.

**Board of Directors:** Juan Carlos Balmaceda Peñafiel, José Ignacio Depassier Jiménez, Tomás Gazmuri Sivori, Gloria Ledermann Enriquez, Leonardo Ljubetic Garib, Arturo Natho Gamboa.

**CEO:** Nicolás Rostagno Bedecarratz.

**Subscribed and paid-in capital:** Ch\$ 6,206,357,000

**Empresas Copec share:** 100.000%



⚡ ENERGY SECTOR

→ AMPERE – COPEC SPA

Company taxpayer number: 77.252.724-1

Incorporation date: August 6, 2020.

**Corporate purpose:** The provision of consulting services, software and training in the use of renewable energy, energy storage or other energy use and management, environmental issues and energy efficiency; the design, implementation and execution of all types of projects related to the use of renewable or alternative energies, energy storage or other energy use and management, environmental issues and energy efficiency; the import, export, purchase, sale, manufacture, distribution and commercialization in any form of all renewable energy products, energy storage or other energy use and management, and related technologies, equipment, products and services; to carry out all types of leasing operations related to all or any kind of real estate and personal property acquired for such purpose; and to make investments in urban and rural real estate, securities, shares and rights in companies.

**Board of Directors:** Carlos Alexandre Diez, Leonardo Ljubetic Garib, Carlos López-Ibor Mayor, Arturo Natho Gamboa.

**CEO:** Alexander Worner Papenberg.

**Subscribed and paid-in capital:** Ch\$ 154,964,000

**Empresas Copec share:** 51.000%

→ AMPERE POWER ENERGY, S.L.

Company taxpayer number: O-E

Incorporation date: October 2, 2015.

**Corporate purpose:** The development, implementation and manufacture of complementary energy accumulation equipment for, among others, proximity energy generation facilities, especially renewable energies, as well as the aggregation activity of such renewable energies, including the participation in the capital stock of entities engaged in such activities. Design, engineering, promotion, construction, installation, maintenance, operation, management and commercialization of local photovoltaic energy generation plants or facilities, as well as the production of electricity through the same. The activities involved in the provision of energy services or the improvement of energy efficiency in the facilities or premises of a user. The leasing, assignment of use and complementary services of energy accumulation systems and electric power generation facilities.

**Board of Directors:** José Álvarez García, Juan Carlos Balmaceda Peñafiel, Eva Berriozabal Manubens, Nick Boyle, Leonardo Ljubetic Garib, Vicente López-Ibor Mayor, Arturo Natho Gamboa.

**CEO:** José Francisco Lehuedé Cerda.

**Subscribed and paid-in capital:** EUR\$ 2,402,000

**Empresas Copec share:** 65.192%

→ ANDES OPERACIONES Y SERVICIOS S.A.

Company taxpayer number: 96.761.130-1

Incorporation date: June 28, 1995.

**Corporate purpose:** Engineering works, consulting, technical assistance, gas transportation by pipelines and gas marketing.

**Board of Directors:** Luis Arancibia Yametti, Jorge Beytia, Emilio Daneri Contegrand, Luis Alberto Santos.

**CEO:** Santiago Romero Oneto.

**Subscribed and paid-in capital:** US\$ 2,435,000

**Empresas Copec share:** 19.915%

→ APROVISIONADORA GLOBAL DE ENERGÍA S.A. - AGESA

Company taxpayer number: 76.578.731-9

Incorporation date: June 1, 2016.

**Corporate purpose:** Purchase and supply of natural gas; wholesale marketing of gas to customers not subject to regulation and possible international purchases.

**Board of Directors:** Jorge Ferrando Yáñez<sup>(3)</sup>, José Luis Gil, Rodrigo Huidobro Alvarado<sup>(3)</sup>, Ramón Trepát Font, Ignacio Ochoa Escala.

**CEO:** Klaus Lührmann Poblete.

**Subscribed and paid-in capital:** US\$ 1,336,000

**Empresas Copec share:** 39.830%

**Equity in Empresas Copec's assets:** 0.3%

→ ARCO ALIMENTOS LTDA.

Company taxpayer number: 76.000.605-K

Incorporation date: June 25, 2007.

**Corporate purpose:** Processing, importing and marketing of food products and the provision of food services.

**Board of Directors:** Fernando Gaete Bascuñán, Francisco González Santander, Nicolás Rostagno Bedecarratz.

**CEO:** Jorge Pérez Muñoz.

**Subscribed and paid-in capital:** Ch\$ 5,516,015,000

**Empresas Copec share:** 100.000%

→ BLUE EXPRESS S.A.

Company taxpayer number: 96.938.840-5

Incorporation date: January 15, 2019.

**Corporate purpose:** The company's object is to provide national and international express transportation services to third parties, by air, land or sea, of correspondence, documents and shipments of goods that require urgent transportation and immediate disposition of the addressee, in its own name or on behalf of third parties.

**Board of Directors:** Juan Carlos Balmaceda Peñafiel, Jorge Bunster Betteley, Tomás Gazmuri Sivori, Andrés Iacobelli Del Rio, Leonardo Ljubetic Garib, Arturo Natho Gamboa, María de los Ángeles Pérez.

**CEO:** Olivier Marc Paccot Burnens.

**Subscribed and paid-in capital:** Ch\$ 40,506,604,000

**Empresas Copec share:** 100.000%



⚡ ENERGY SECTOR

→ BPE TECHNOLOGIES S.A.

Company taxpayer number: 77.909.267-4

Incorporation date: May 30, 2024.

**Corporate purpose:** The provision of payment processing services by any means, whether physical, digital or other, jointly such as those made by Credit Cards, Debit Cards and Payment Cards of Provision of Funds, as well as all activities necessary to develop such purpose, including the performance of activities of authorization and registration of transactions and management of affiliation of payment entities, provision of point of sale terminals of electronic or computer applications that allow the authorization, capture, aggregation and communication of payment transactions.

**Board of Directors:** Cristián Balart Imperatore, Juan Carlos Balmaceda Peñafiel, Javiera Barcia Sir, José Ignacio Depassier Jiménez, Arturo Natho Gamboa.

CEO: Fernando Cerda Browne.

Subscribed and paid-in capital: Ch\$ 1,000,000

Empresas Copec share: 100.000%

→ COLGAS S.A. E.S.P.

Company taxpayer number: O-E

Incorporation date: August 8, 1968.

**Corporate purpose:** Provision of residential public utilities, its related, connected or complementary activities and the exploitation of energy solutions and other energies businesses in Colombia, with any energy source, including fuel gas and non-conventional renewable energies, among others.

**Directors:** Joaquin Cruz Sanfiel, José Antonio Franco Reyes, Janislav Yerko Marinovic Castellanos, Eduardo Navarro Beltrán<sup>(2)</sup>, Eduardo Pizano De Narváez. Alternates: Yeimy Patricia Báez Moreno, Jorge Andrés Ferrando Yáñez<sup>(3)</sup>, Paula Jervis Ortiz, Victor Manuel Larraguibel Goycoolea, Angela Maria Orozco Gómez.

CEO: Didier Builes Tobón.

Subscribed and paid-in capital: COP\$ 24,177,488,000

Empresas Copec share: 50.588%

→ COMERCIALIZADORA Y ABASTECEDORA DIGITAL SPA

Company taxpayer number: 77.733.351-8

Incorporation date: February 8, 2023.

**Corporate purpose:** Sale and transportation of goods, development and operation of retail stores of all kinds of products.

**Board of Directors:** Manuel López Barranco, Leonardo Ljubetic Garib, Arturo Natho Gamboa, Nicolás Rostagno Bedecarratz.

CEO: Francisco Núñez Peña.

Subscribed and paid-in capital: Ch\$ 1,793,500,000

Empresas Copec share: 100.000%

→ COMPAÑÍA DE SERVICIOS INDUSTRIALES LTDA - CSI

Company taxpayer number: 85.840.100-3

Incorporation date: March 14, 2007.

**Corporate purpose:** Administration, leasing of trucks, storage, distribution and co-marketing of fuels and lubricants for industrial, mining, forestry or other companies on its own account or on behalf of third parties. Provision of technical assistance services for the use of fuels and lubricants, maintenance and repair of equipment using such products.

**Board of Directors:** Juan Diuana Yunis, Alfredo Jalón Ovalle, Eduardo Sáez Prado, Jorge Garcés Jordán, Santiago Santa Cruz Hudson, Fernanda Valdés Heiremans.

CEO: Mario Vergara Ulloa.

Subscribed and paid-in capital: Ch\$ 3,192,428,000

Empresas Copec share: 100.000%

→ COMPAÑÍA EMISORA DE MEDIOS DE PAGO DIGITALES S.A.

Company taxpayer number: 77.509.915-1

Incorporation date: June 18, 2021.

**Corporate purpose:** Issuance of means of payment with provision of funds.

**Board of Directors:** Juan Carlos Balmaceda Peñafiel, Mauricio Chandía Díaz, Juan Diuana Yunis, Arturo Natho Gamboa, Eduardo Navarro Beltrán<sup>(2)</sup>.

CEO: Ignacio Alfaro Manzano.

Subscribed and paid-in capital: Ch\$ 12,759,229,000

Empresas Copec share: 100.000%

→ COMPAÑÍA LATINOAMERICANA PETROLERA S.A. - CLAPSA

Company taxpayer number: 96.668.110-1

Incorporation date: December 31, 1992.

**Corporate purpose:** Execution abroad, for its own account or for the account of others, of oil, gas and derivatives exploration and exploitation projects.

**Board of Directors:** Marcelo Aguilar Bailey, Alejandro Álvarez Lorca, Muricio Araneda Reyes, Juan Diuana Yunis, Alejandro Pino Mora.

CEO: José Ignacio Valenzuela Antonio.

Subscribed and paid-in capital: Ch\$ 3,101,208,000

Empresas Copec share: 60.000%



⚡ ENERGY SECTOR

→ COPEC S.A.

**Company taxpayer number:** 99.520.000-7

**Incorporation date:** April 1, 2003.

**Address:** Isidora Goyenechea 2915, 20<sup>th</sup> floor, Las Condes, Santiago, Chile.

**Corporate purpose:** a) To research, explore, industrialize, intern, import, export, elaborate, refine, mix, package, store, transport, buy, sell, distribute and, in general, commercialize, for its own account or for the account of others, hydrocarbons, their derivatives and direct or indirect compounds, including lubricants, additives, mixtures, combinations and substitutes; chemical products of any other nature, all kinds of services related to fuels, lubricants or related to these or the distribution thereof, services related to electric charging or electromobility in general, including electric charging in itself, whether in public or private spaces, through electro-lighting stations or industrial or domiciliary electric charging, and in general the commercialization or supply of any energy source susceptible of industrial, commercial or domestic use; b) To import, export, buy, sell, distribute and, in general, commercialize, on its own account or on behalf of others, motor vehicles and machinery, elements, equipment and other articles for agricultural, mining, fishing, industrial, commercial, electronic computing and domestic use purposes, their accessories and spare parts; c) To purchase, manufacture, transform, industrialize, sell, distribute and commercialize movable goods either in convenience stores or through any other type of channel, such as e-commerce or mobile applications, especially food and beverage products, groceries, clothing, accessories or any other type of products or objects, of any kind or origin; d) To acquire, administer, manage and exploit, for its own account or for the account of others, real estate in general; to develop real estate business and the construction industry of real estate by adherence, such as buildings, roads, bridges, canals, drains, industrial facilities and other similar, and the production and installation of goods and implements for such industry; e) Land, air, maritime and river transportation, for its own account or for the account of others, and the performance, for its own account or for the account of others, of port operations and activities, including, in particular, wharfage, launching, cargo handling, storage, stowage and unstowage of ships and aircraft, and the promotion, development and operation of hotels, inns and restaurants on roads and highways; f) To manufacture, distribute and commercialize, in general, packaging of all kinds; g) To develop for its own use or render services to third parties in the fields of administration, business organization, market studies, feasibility studies, engineering, accounting, financial, legal, commercial, commercial, IT operational, computer, advertising, marketing and means of payment. It also provides recruitment, selection, hiring, hiring, training, coaching and personnel management services, including seminars and consulting in all of the aforementioned areas; and the provision of services to third parties in the field of human and technical resources; providing temporary and/or replacement personnel and shared outsourcing services. The company may develop its object directly or indirectly, through investments and/or participations in companies of any nature. h) The study, production, development, elaboration, design, creation, management and administration of software, programs, systems and other elements, both its own and those of third parties, directly or indirectly related to web pages, mobile applications, digital solutions and computing in general, for all types of purposes, including the physical or internet sale, both its own and those of third parties, of any product or service defined by the Company. The foregoing includes, among others, all activities, legal acts and operations related to the provision of collection services and/or payment of bills, fees, duties, patents, permits, fees, taxes, fines to all types of public and private institutions, including basic services accounts and automobile insurance, and in general, all types of collection operations, money payments or money transfers, as well as the provision of money remittance services in Chile and abroad, both for individuals and legal entities, whether domestic or foreign.

**Board of Directors:** Jorge Andueza Fouque<sup>(1)</sup>, Roberto Angelini Rossi<sup>(1)</sup>, Jorge Bunster Betteley, Lorenzo Gazmuri Schleyer, Carlos Ingham Kottmeier, Francisco León Délano<sup>(1)</sup>, Eduardo Navarro Beltrán<sup>(2)</sup>.

**CEO:** Arturo Natho Gamboa.

**Subscribed and paid-in capital:** Ch\$ 511,338,349,000

**Empresas Copec share:** 100.000%

**Equity in Empresas Copec's assets:** 13.7%

→ COPEC AVIATION S.A.

**Company taxpayer number:** 96.942.120-8

**Incorporation date:** January 12, 2001.

**Corporate purpose:** Deposit, supply, maintenance, transportation, conduction, supply, marketing, distribution, wholesale or retail, of aviation fuels in general and all kinds of elements, products, by-products and derivatives, primary, processed or semi-processed, similar or related to the above, for airplanes, helicopters and all kinds of aircraft and air and land vehicles in general, whether commercial or not, both public and private, domestic or foreign, for its own account or for the account of others, whether inside or outside airports, bases, aerodromes or air terminals, as well as the provision and/or contracting of all necessary services related to the above, all of them within the Republic of Chile, and in general the activities related to the aforementioned corporate purpose as well as the performance of all acts and contracts necessary or conducive to the same purpose.

**Board of Directors:** José Ignacio Depassier Jiménez, Juan Diuana Yunis, Cristián Montero Stegen, Alejandro Pino Mora.

**CEO:** Sergio Sepúlveda Tregear.

**Subscribed and paid-in capital:** Ch\$ 4,102,932,000

**Empresas Copec share:** 100.000%

→ COPEC CANAL INC.

**Company taxpayer number:** O-E

**Incorporation date:** January 20, 1988.

**Corporate purpose:** Purchase, sale, exploitation and refining of all kinds of combustion products and their derivatives, as well as the transportation of these products for its own account or for the account of others.

**Board of Directors:** Alejandro Álvarez Lorca, José Ignacio Depassier, Cristián Montero Stegen.

**CEO:** Karen Leal.

**Subscribed and paid-in capital:** US\$ 100,000

**Empresas Copec share:** 100.000%



⚡ SECTOR ENERGÍA

→ COPEC INC (US)

Company taxpayer number: O-E

Incorporation date: August 2, 2016.

**Corporate purpose:** To carry out any lawful act or activity for which companies may be organized in accordance with the general corporate law.

**Board of Directors:** Juan Carlos Balmaceda Peñafiel, Leonardo Ljubetic Garib, Arturo Natho Gamboa.

CEO: Leonardo Ljubetic Garib.

**Subscribed and paid-in capital:** US\$ 0

**Empresas Copec share:** 100.000%

→ COPEC OVERSEAS SPA

Company taxpayer number: 76.600.822-4

Incorporation date: August 29, 2016.

**Corporate purpose:** To acquire, hold and dispose of interests in companies located abroad, directly or through its participation as a partner in other companies of which it is a member, investments of its own funds, on a temporary basis and through the execution of investment contracts, in private companies incorporated abroad or securities of capital contributions or loans or combined forms of financing. For the best development of its business, the Company, directly or through its participation in other companies of which it forms part, may constitute, participate in, promote or form all types of partnerships or communities of interest with other persons and, in general, carry out all business that may be necessary or conducive to the realization of the corporate purpose. The Company may also carry out other commercial activities, such as the purchase and sale of all types of fuels and lubricants that the shareholders may agree upon, provided that they are carried out abroad or are based on the promotion of its activities abroad.

**Board of Directors:** Juan Carlos Balmaceda Peñafiel, Juan Diuana Yunis, Leonardo Ljubetic Garib, Arturo Natho Gamboa.

CEO: Pablo Marchant Pineda.

**Subscribed and paid-in capital:** US\$ 101,997,000

**Empresas Copec share:** 100.000%

→ DURAGAS S.A.

Company taxpayer number: O-E

Incorporation date: May 4, 1954.

**Corporate purpose:** a) To purchase, import, export, industrialize, receive, bottle, store, transport, distribute and commercialize liquefied petroleum gas (LPG) for domestic, commercial, industrial, vehicular and agro-industrial consumption within the country, as well as to import, distribute and commercialize all products, b) To purchase, import, export, import, export and sell all products, merchandise or equipment related to the use of liquefied petroleum gas (LPG), for the purpose of providing the services required by the demand for the product (LPG), subject at all times to the regulations on handling liquefied petroleum gas as determined by the Laws and Regulations in force. b) Purchase, import, export, industrialize, receive, bottle, pack, store, transport, distribute and commercialize natural gas for residential and commercial use, for the industrial market and for the use of motor vehicles within the country, as well as import, distribute and commercialize all products, merchandise or equipment related to the use of natural gas for the purpose of providing the services required by the demand for the product (NG) at a national level, subject at all times to the regulations on the handling of natural gas as determined by the Laws and Regulations in force. c) Research, explore, purchase, import, export, industrialize, elaborate, receive, store, transport, distribute and commercialize fuels, their derivatives, direct or indirect compounds, as well as any other hydrocarbon derivative, chemical products of any nature and any other source of natural energy susceptible of being used. d) Build, lease, operate, manage, remodel infrastructure, equipment and facilities for storage, bottling and commercialization of Liquefied Petroleum Gas, natural gas, fuels, other hydrocarbon derivatives and any other source of natural energy susceptible of industrial or domestic use. e) Form part of mixed economy companies with domestic and foreign companies, for the performance of activities contemplated in its corporate purpose. f) Implement and/or commercialize technological solutions for energy efficiency, air conditioning, cogeneration, power generation and solar photovoltaic, among others.

**Board of Directors:** Joaquín Cruz Sanfiel, Jorge Ferrando Yáñez<sup>(3)</sup>, Paula Jervis Ortiz, Juan Marchán Maldonado, José Morillo Paimann, Eduardo Navarro Beltrán<sup>(2)</sup>.

CEO: Jaime Solórzano Álava.

**Subscribed and paid-in capital:** US\$ 13,876,000

**Empresas Copec share:** 99.202%

→ COPEC VOLTEX SPA

Company taxpayer number: 77.107.835-4

Incorporation date: December 12, 2019.

**Corporate purpose:** To generate, store and market energy, and provide electric charging services.

**Board of Directors:** José Ignacio Depassier Jiménez, Juan Diuana Yunis, Leonardo Ljubetic Garib, Arturo Natho Gamboa.

CEO: Andrea Castro Mozó.

**Subscribed and paid-in capital:** 15,845,860

**Empresas Copec's equity interest:** 100.000%

→ INVERSIONES DHEMAX INGENIEROS SPA

Company taxpayer number: 76.252.650-6

Incorporation date: March 16, 2005.

**Corporate purpose:** Consulting, technical and field services, export, development, support and sale of technological equipment.

**Board of Directors:** Andrés Barentín Calvo, Juan Diuana Yunis, Leonardo Ljubetic Garib, Andrea Martino Contardo, Arturo Natho Gamboa.

CEO: Andrés Barentín Calvo.

**Subscribed and paid-in capital:** Ch\$ 755,332,000

**Empresas Copec share:** 80.000%



⚡ ENERGY SECTOR

→ ELEMENTAL S.A.

**Company taxpayer number:** 76.659.730-0

**Incorporation date:** September 14, 2006.

**Corporate purpose:** To design and implement urban projects and technical assistance in the construction of building, public spaces, infrastructure, city, territory and housing projects with the design and quality criteria established by the Company, and to develop work related to architectural innovation and social and urban development, among others; also to evaluate, systematize, disseminate and market the projects designed and implemented, and to influence the incorporation of these criteria as a basis for housing policy and a benchmark in the social housing market.

**Board of Directors:** Maurizio Angelini Amadori(1) , Jaime Bellolio Rodríguez, Alicia Hidalgo Córdova, Alejandro Hormann Orezzoli, Arturo Natho Gamboa, Mario Ubilla Sanz.

**CEO:** Alejandro Aravena Mori.

**Subscribed and paid-in capital:** Ch\$ 413,461,000

**Empresas Copec share:** 40.000%

→ EMOAC SPA

**Company taxpayer number:** 76.208.888-6

**Incorporation date:** February 20, 2012.

**Corporate purpose:** To provide energy sales and consulting services for energy projects, as well as monitoring and supply management technologies, through the use of comprehensive energy intelligence.

**Board of Directors:** Juan Diuana Yunis, Leonardo Ljubetic Garib, Arturo Natho Gamboa, Mauricio Olvares Araya.

**CEO:** Vannia Toro Blanca.

**Subscribed and paid-in capital:** Ch\$ 1,600,500,000

**Empresas Copec share:** 80.000%

→ EMPRESA CHILENA DE GAS NATURAL S.A.

**Company taxpayer number:** 96.620.900-3

**Incorporation date:** October 18, 1991.

**Corporate purpose:** Purchase and sale of natural gas and its by-products; construction and operation of gas pipelines, distribution networks, separation and dehydration plants, compressor stations and other facilities related to the transportation, treatment and marketing of natural gas..

**Board of Directors:** Luis Arancibia Yametti, Liliana Bahna Kettlun, Elena Warnken.

**CEO:** Klaus Lührmann Poblete.

**Subscribed and paid-in capital:** Ch\$ 775,265,000

**Empresas Copec share:** 39.828%

→ ESTUDIOS Y DESARROLLOS DE GAS LTDA. - EDEGAS

**Company taxpayer number:** 76.068.320-5

**Incorporation date:** January 30, 2004.

**Corporate purpose:** Study, research, development and commercial application of new uses for liquified gas and fuel gases in general; preparation and execution of projects, advisory and consulting services related to these matters.

**Board of Directors:** Joaquín Cruz Sanfiel, Álvaro Gallegos Bresler, Paula Jervis Ortiz, Janislav Marinovic Castellanos, Sebastián Montero Morán.

**Subscribed and paid-in capital:** Ch\$ 1,395,000,000

**Empresas Copec share:** 99.210%

→ FF TECHNOLOGIES SPA

**Company taxpayer number:** 77.836.638-K

**Incorporation date:** January 4, 2024.

**Corporate purpose:** The provision of one or more of the following services: a) Crowdfunding platforms. b) Alternative transaction systems. c) Credit and investment advisory services. d) Custody of financial instruments. e) Order routing and intermediation of financial instruments.

**Subscribed and paid-in capital:** Ch\$ 1,000,000

**Empresas Copec share:** 100.000%

→ COPEC FLUX SPA

**Company taxpayer number:** 76.172.285-9

**Incorporation date:** September 15, 2011.

**Corporate purpose:** Distributed renewable energy solutions.

**Board of Directors:** Javiera Barcia Sir, Juan Diuana Yunis, Leonardo Ljubetic Garib, Arturo Natho Gamboa, David Rau.

**CEO:** David Rau.

**Subscribed and paid-in capital:** Ch\$ 876,000,000

**Empresas Copec share:** 100.000%

⚡ ENERGY SECTOR

→ FLUX TERPEL SAS

Company taxpayer number: O-E

Incorporation date: March 11, 2021.

**Corporate purpose:** The purchase, sale, acquisition in any capacity, import, export, refi- nation, storage, packaging, supply and distribution of hydrocarbons and their derivatives, as importer, exporter, refiner, storer and wholesale distributor through supply plants, and retail distributor through auto, aviation, fluvial and maritime service stations, owned, leased or under any kind of tenancy. It may also act as a retail distributor as an industrial marketer.

**Board of Directors:** Oscar Bravo Restrepo, Leonardo Ljubetic Garib, Arturo Natho Gamboa, David Rau, Juan Rueda Ardila.

**CEO:** Mauricio Ocampo Vargas.

**Subscribed and paid-in capital:** COP\$ 27,600,000,000,000

**Empresas Copec share:** 83.404%

→ GAS LICUADO MOTOR LIMITADA

Company taxpayer number: 76.107.630-2

Incorporation date: May 5, 2004.

**Corporate purpose:** a) The research and development of the business of converting motor vehicles for use with liquefied gas as fuel and the development, conversion and adaptation of engines in general, generators and motorized equipment for use with liquefied gas as fuel; b) The import, distribution, export, purchase, sale, distribution and commercialization, for its own account or for the account of others, of all kinds of personal property, machinery, equipment, tools and spare parts and, in particular, of conversion systems for the use of liquefied gas in motor vehicles; c) The import, export, purchase, sale, lease, with or without option to purchase, distribution and commercialization of all kinds of motor vehicles; d) The rendering of services and technical advice in matters related to the business line, especially with the conversion or adaptation of engines for use with liquefied gas as fuel; e) The representation of foreign companies specialized in the conversion of engines for use with liquefied gas as fuel; f) The installation, administration and operation of workshops for the installation of conversion equipment for engines that use liquefied gas as fuel, the rendering of maintenance services and other related services; g) The provision of transportation services of liquefied gas in cylinders and in bulk, liquid fuels and all kinds of merchandise related to such products; the sale and collection of such sales; the administration of points of sale and commercial premises of such products; h) The provision of all kinds of services related to the operation and functioning of liquefied gas and liquid fuels plants; i) The administration of service stations and/or automotive service centers, including the commercialization of liquefied gas, liquid fuels, lubricants and the rendering of complementary services such as vehicle washing, lubrication and others; j) The administration of minimarket and/or convenience stores, being able to sell, distribute and commercialize personal property and products susceptible of being sold in such stores, especially food products and beverages of any kind or origin, including the preparation thereof; k) The sale, distribution and commercialization of promotional articles of any kind; and l) The sale, distribution and commercialization of all kinds of products, including the preparation of such products; and m) The sale, distribution and commercialization of all kinds of promotional articles. l) The rendering of personnel services to third parties and other activities related to the aforementioned items.

**Directors:** Max Israel López, Joaquín Cruz Sanfiel, Sebastián Montero Morán, Janislav Marinovic Castellanos, Ignacio Mackenna Ronco, Juan Carlos Izquierdo, Julio Vidal Pradenas, Luis Donoso Roblero, Matias Castro Del Río, Ana Retamal González, Paula Jervis Ortiz.

**Subscribed and paid-in capital:** Ch\$ 1,394,000,000

**Empresas Copec share:** 99.210%

→ GASIB - SOCIEDAD IBÉRICA DE GAS LICUADO, SL.

Company taxpayer number: O-E

Incorporation date: June 28, 2020.

**Corporate purpose:** The acquisition, importation, storage, packaging, industrial handling of any kind and commercialization of liquefied petroleum gases, both packaged, piped and in bulk.

**Board of Directors:** Joaquín Cruz Sanfiel, Antonio Gallart Gabas, Eduardo Navarro Beltrán .(2)

**CEO:** José Filipe Da Cruz Palma Ribeiro Henrique.

**Subscribed and paid-in capital:** EUR\$ 6,000

**Equity in Empresas Copec's assets:** 99.202%

→ GASIB - SOCIEDADE IBÉRICA DE GÁS LIQUEFEITO LDA.

Company taxpayer number: O-E

Incorporation date: June 30, 2021.

**Corporate purpose:** The acquisition, importation, storage, packaging, industrial handling of any kind, distribution, wholesale and retail marketing of liquefied petroleum gases, packaged, channeled and in bulk.

**Board of Directors:** Joaquín Cruz Sanfiel, Antonio Gallart Gabas, Eduardo Navarro Beltrán .(2)

**CEO:** José Filipe Da Cruz Palma Ribeiro Henrique.

**Subscribed and paid-in capital:** EUR\$ 6,000

**Equity in Empresas Copec's assets:** 99.202%

→ GASODUCTO GASANDES S.A.

Company taxpayer number: 96.721.360-8

Incorporation date: December 1, 1994.

**Corporate purpose:** Operation of a natural gas pipeline and transportation of natural gas from Argentina to Chile. Establishment, operation, exploitation, administration and uses of the pipeline and transportation network. In general, all services or activities related to the transportation, merchandise, storage and processing of natural gas.

**Board of Directors:** Jorge Beytia Moure, Matías María Brea, Emilio Daneri Contegrand, Javier Fernández González, Klaus Lührmann Poblete, Gustavo Martinez, Emilio Martin Nadra, Luis Alberto Santos, Luis Sarras,

**CEO:** Santiago Romero Oneto.

**Subscribed and paid-in capital:** US\$ 11,914,000

**Equity in Empresas Copec's assets:** 17.326%



⚡ ENERGY SECTOR

→ GASODUCTO GASANDES ARGENTINA S.A.

Company taxpayer number: O-E

Incorporation date: February 27, 1995.

**Corporate purpose:** Construction, ownership and operation of the gas pipeline system extending from the town of La Mora to the Maipo Pass on the Argentine-Chilean border, as well as its extensions and expansions and accessory facilities.

**Board of Directors:** Jorge Beytia Moure, Matías María Brea, Emilio Daneri Contegrand, Javier Fernández González, Martín Genesisio, Klaus Lührmann Poblete, Gustavo Martínez, Emilio Martín Nadra, Luis Alberto Santos.

CEO: Santiago Romero Oneto.

**Subscribed and paid-in capital:** US\$ 83,467,000

**Empresas Copec share:** 17.326%

→ HUALPÉN GAS S.A.

Company taxpayer number: 76.349.706-2

Incorporation date: December 2, 2013.

**Corporate purpose:** Commercial operation of the plant for receiving, storing and dispatching liquified gas, propane, butane, propylene and other liquid gases.

**Board of Directors:** Joaquín Cruz Sanfiel, Paula Jervis Ortiz, Janislav Marinovic Castellanos, Sebastián Montero Morán.

CEO: Álvaro Gallegos Bresler.

**Subscribed and paid-in capital:** US\$ 92,704,000

**Empresas Copec share:** 99.202%

→ MEET SPA

Company taxpayer number: 76.470.516-5

Incorporation date: May 27, 2015.

**Corporate purpose:** Commercial operation of all types of restaurants, self-service restaurants, food centers and others. Preparation, commercialization, sale and/or distribution of all kinds of fresh or packaged food.

**Board of Directors:** Leonardo Ljubetic Garib, Manuel López Barranco, Arturo Natho Gamboa, Nicolás Rostagno Bedecarratz.

CEO: Nicolás Liphay Allen.

**Subscribed and paid-in capital:** Ch\$ 4,019,000

**Empresas Copec share:** 100.000%

→ GNL CHILE S.A.

Company taxpayer number: 76.418.940-K

Incorporation date: November 16, 2005.

**Corporate purpose:** To contract the services of GNL Quintero S.A.; to use the storage, processing, regasification and delivery capacity of natural gas and liquified natural gas from the regasification terminal owned by GNL Quintero S.A.; to import LNG under the delivered on vessel modality; to sell and deliver natural gas and liquified natural gas; to manage and coordinate the scheduling and nomination of LNG cargoes, as well as the delivery of natural gas and liquified natural gas among the different clients.

**Board of Directors:** José Pablo Gómez Meza, Alejandro Palma Rioseco, Gustavo Soto Rojas.

CEO: Mario Camacho.

**Subscribed and paid-in capital:** US\$ 3,026,000

**Empresas Copec share:** 13.275%

→ INVERSIONES DE ELECTROMOVILIDAD CK SPA

Company taxpayer number: 77.155.079-7

Incorporation date: May 14, 2020.

**Corporate purpose:** Investment in all kinds of tangible and intangible assets, the collection of its profits and its administration.

**Board of Directors:** Juan Carlos Balmaceda Peñafiel, José Antonio Camiruaga Garretón, Leonardo Ljubetic Garib, Alejandro Palma Rioseco, Alexander Peter Kohler.

CEO: Andrea Castro Mozó.

**Subscribed and paid-in capital:** US\$ 1,000

**Empresas Copec share:** 50.000%

→ METROGAS S.A.

Company taxpayer number: 96.722.460-K

Incorporation date: May 26, 1994.

**Corporate purpose:** Manufacture of gas, operation of the gas distribution network utility, transportation, supply and marketing of such gas and its derivatives, provision of other services to third parties using its facilities, networks, equipment and assets in general.

**Board of Directors:** Franco Bozzalla Trabucco, José García Sanleandro, Juan Ignacio Langlois Margozzini, Rita Ruiz de Alda Iparraguirre.

CEO: Francisco Javier Fernández González.

**Subscribed and paid-in capital:** Ch\$ 186,201,688,000

**Empresas Copec share:** 39.830%

**Equity in Empresas Copec's assets:** 0.7%

⚡ ENERGY SECTOR

→ MIRANDA 424 GESTIÓN DE ACTIVOS, S.L.

Company taxpayer number: O-E

Incorporation date: September 12, 2024.

Corporate purpose: Advisory and consulting services, asset management, etc.

Board of Directors: Rodrigo De Gonzalo Martínez, Antonio Gallart Gabas.

CEO: Álvaro Gallegos Bresler.

Subscribed and paid-in capital: EUR\$ 3,000

Empresas Copec share: 99.202%

→ ORGANIZACIÓN TERPEL S.A

Company taxpayer number: O-E

Incorporation date: November 21, 2001.

Corporate purpose: The purchase, sale, acquisition in any title, import, export, refining, storage, packaging, supply and distribution of hydrocarbons and their derivatives, as importer, exporter, refiner, storer and wholesale distributor through supply plants, and retail distributor through automotive, aviation, fluvial and maritime service stations, owned, leased or under any kind of tenancy. It may also act as a retail distributor as an industrial marketer.

Board of Directors: Jorge Andueza Fouque<sup>(1)</sup>, Jorge Bunster Betteley, Rodolfo Castillo García, Juan Diuana Yunis, Bernardo Dyner Rezonow, Sylvia Escovar Gómez, Jorge Garces Jordán, Lorenzo Gazmuri Scheleyer, José Oscar Jaramillo Botero, Gabriel Jaramillo Gómez, Leonardo Ljubetic Garib, Arturo Natho Gamboa, Tulio Rabinovich Manevic,

CEO: Óscar Bravo Restrepo.

Subscribed and paid-in capital: COP\$ 195,999,466,000

Empresas Copec share: 58.510%

→ SERVICIO DE MANTENIMIENTO Y PERSONAL S.A. - SEMAPESA

Company taxpayer number: O-E

Incorporation date: October 11, 1990.

Corporate purpose: The company's main object is the manufacture, purchase, sale, co-marketing, transportation, repair and maintenance of cylinders and accessories or technical assemblies of liquefied petroleum gas (LPG); as well as to manufacture, purchase, sell, market, assemble, repair, maintain or operate domestic or industrial facilities for consumption, storage, bottling or handling of liquefied petroleum gas. It may also purchase, import, receive, package, store, distribute, sell and market all petroleum products, especially LPG and natural gas, and transport them by any means and route; as well as import, purchase, sell, distribute, transport, market, repair and maintain all products, merchandise or equipment related to the use of petroleum products. To lend, for the consideration agreed with third parties, equipment, elements or facilities for the handling, storage or consumption of LPG or Natural Gas. In order to fulfill its corporate purpose, the company may acquire, hold, encumber and dispose of all kinds of real estate; participate in the incorporation of other companies, subscribe shares, be part of them or join them, provided that their purpose is similar or related to the activities mentioned above and that they are in any way related to them, and carry out, celebrate or execute all kinds of civil, commercial or any other type of acts or contracts without any exclusion whatsoever, permitted by law and that are directly related to the main purpose of the company.

CEO: Jaime Solórzano Álava.

Subscribed and paid-in capital: US\$ 312,000

Empresas Copec share: 99.202%

→ SERVICIOS TURÍSTICOS CHILE TOUR SPA

Company taxpayer number: 77.881.297-5

Incorporation date: March 28, 2024.

Corporate purpose: a) The provision to natural and legal persons of all kinds of tourism services, being able to develop, contract and offer on its own behalf or on behalf of third parties, tours, visits with or without guides, adventure tourism experiences, tickets to public or private natural parks, national parks, museums and any place with tourist value, leasing of guides, organization and promotion of guides and trips, and all kinds of tourist services and, in general, everything related to hotels, transportation and tourism, domestic and foreign, current or future. This includes the production, sale and distribution of books, guides, and all kinds of content in written, audiovisual or any other format, in physical or digital support, related to tourism.

Board of Directors: Alejandro Hormann Orezolli, Gloria Ledermann Enriquez, Leonardo Ljubetic Garib, Arturo Natho Gamboa.

CEO: Elias Musalem Giacaman.

Subscribed and paid-in capital: Ch\$ 482,761,000

Empresas Copec share: 100.000%

→ SERVICIOS Y TRANSPORTES SETRACOM LIMITADA

Company taxpayer number: 78.953.900-6

Incorporation date: March 19, 1997.

Corporate purpose: Provision of transportation services of liquified gas in cylinders and in bulk, liquid fuels and all kinds of merchandise related to such products; the sale of such products and collection of such sales; the administration of points of sale and commercial premises of such products; the provision of all kinds of services related to the operation and functioning of liquified gas and liquid fuels plants; the provision of personnel services to third parties and other activities related to the aforementioned items.

Board of Directors: Joaquín Cruz Sanfiel, Álvaro Gallegos Bresler, Paula Jervis Ortiz, Janislav Marinovic Castellanos, Sebastián Montero Morán.

Subscribed and paid-in capital: Ch\$ 1,865,000,000

Empresas Copec share: 99.210%

Equity in Empresas Copec's assets: 0.0%

⚡ ENERGY SECTOR

→ SOCIEDAD DE INVERSIONES DE AVIACIÓN LTDA. (SIAV)

Company taxpayer number: 82.040.600-1

Incorporation date: October 1, 1964.

**Corporate purpose:** To take, maintain and exploit the concessions granted by the competent authorities at Comodoro Arturo Merino Benítez Airport for the supply of fuel, lubricants and other aviation products required by the aircraft that use them; to build, maintain, execute, exploit, give and lease the facilities, real estate and/or equipment necessary for the aforementioned purposes.

**Board of Directors:** Alejandro Álvarez Lorca, Jaime Besa Bandeira, Nicolás Correa Ferrer, Alfredo Jalón Ovalle, Juan Juanet Rodríguez, Juan López Quintana.

CEO: Felipe Leiva Frías.

Subscribed and paid-in capital: Ch\$ 1,429,481,000

Empresas Copec share: 33.330%

→ SOCIEDAD NACIONAL DE OLEODUCTOS S.A.

Company taxpayer number: 81.095.400-0

Incorporation date: June 18, 1957.

**Address:** Avenida Isabel La Católica 4472, Las Condes, Santiago, Chile.

**Corporate purpose:** To acquire, project and develop engineering, build, maintain, operate and exploit one or more oil pipelines to transport, on behalf of one or more of its partners, of companies in the fuel or other line of business, whether domestic or foreign, or of third parties of any kind, gasoline, kerosene, diesel oil and any other product that can be transported through pipelines.

**Board of Directors:** Members: Jaime Besa Bandeira, Nicolás Correa Ferrer, Eduardo Donoso Crocco, Karen Dueñas Dujovne, Bernardita Escobar Andrae, Mario Gorziglia Cheviakoff, Juan León Bustos, Marcelo Tokman Ramos, Gerardo Varela Alfonso. Alternates: Diego Acevedo Rehbein, Gonzalo Hernán Alende Serra, Javiera Barcia Sir, Carolina Escobar Montero, William García Machmar, Juan Francisco Guzmán Rencoret, Aníbal Osorio Concha, Walter Schulz Moya, Alan Sherwin Lagos.

CEO: Robert Sprätz Demaria.

Subscribed and paid-in capital: Ch\$ 59,575,440,000

Empresas Copec share: 52.704%

→ SOLGAS S.A.

Company taxpayer number: O-E

Incorporation date: May 27, 1947.

**Corporate purpose:** The performance of activities of industrialization, production, storage, commercialization, transportation and distribution of hydrocarbons and its derivatives including liquefied petroleum gas, as well as complementary and related businesses or services, likewise it may perform customs regimes or operations and special or exceptional destinations in Lima or any other place in the national territory, as well as provide all kinds of services related to its activity including commercializing equipment, appliances, gas appliances and internal installations of all types of consumers, to provide or perform other services, supplies and/or activities related to hydrocarbons and/or their commercialization, including the financing of the aforementioned goods and services and any other type of good or service related or not to hydrocarbons and/or their commercialization, also including, among others, the installation and operation of service stations, liquefaction plants, storage, transportation, regasification and distribution of any hydrocarbon, as well as the maintenance of such facilities; and the maintenance of such facilities. It is also the purpose of the company to carry out activities of generation and co-generation of electricity, commercialization of energy, as well as the development and implementation of projects of energy solutions to the market. It will be able to carry out activities of study and planning, design, construction, start-up, operation, administration, maintenance and development of businesses and assets related to the energy sector, infrastructure and engineering; it will be able to build, assemble, execute, start-up and operate facilities, works, assets and infrastructure related to the energy sector; power plants; as well as the construction and operation of all types of infrastructure works and projects. The company may provide third parties with technical services, advisory services and technical assistance, home assistance, consulting in general, including, but not limited to consulting in energy and related solutions works and projects. It may provide management, administration, operation and similar services, as well as construction, installation, transportation, maintenance, repair and transformation of projects, works, equipment and machinery related to the energy and infrastructure sector; build, manufacture, import and install machinery, equipment, plants and other facilities. The activities and related acts that contribute to the realization of its purposes are included within the corporate purpose.

**Board of Directors:** Joaquín Cruz Sanfeli, Aldo Renato Defilippi Traverso, Rodrigo Huidobro Alvarado<sup>(3)</sup>, Eduardo Navarro Beltrán<sup>(2)</sup>, Luis Enrique Palacios Cisneros.

CEO: Mario Matuk Chijner.

Subscribed and paid-in capital: PEN\$ 882,181,000

Empresas Copec share: 99.172%

→ SOLUCIONES DE MOVILIDAD SPA

Company taxpayer number: 77.088.206-0

Incorporation date: November 7, 2019.

**Corporate purpose:** a) To carry out and develop all kinds of investments and/or businesses, on its own account or on behalf of third parties, related to all kinds of goods and property b) Creation, acquisition, operation, exploitation, development and marketing of all kinds of technological and digital platforms, applications on its own account or on behalf of third parties c) To administer, manage, develop and exploit all kinds of technological and digital platforms, technological and digital or physical applications, both on-site and remote, in general, and the development of any technology.

**Board of Directors:** Juan Carlos Balmaceda Peñafiel, Javiera Barcia Sir, Leonardo Ljubetic Garib.

CEO: Cristóbal Muñoz Simunovic.

Subscribed and paid-in capital: Ch\$ 452,439,000

Empresas Copec share: 100.000%

→ STEM – COPEC SPA

Company taxpayer number: 77.342.444-6

Incorporation date: August 6, 2020.

**Corporate purpose:** To market systems that provide smart solutions and technological tools for energy storage, including the acquisition, sale, distribution and control of storage systems; for its own account or for the account of others; the performance of all types of activities related to such storage systems and the presentation of services also related to such products and activities (ii) the representation of the intellectual property of third parties, and (iii) the performance of all acts and contracts that, directly or indirectly related to the activities indicated in (i) and (ii) above, are carried out to develop the corporate purpose.

**Board of Directors:** Jhon Carrington, Leonardo Ljubetic Garib, Arturo Natho Gamboa, Prakesh Patel.

CEO: Alexander Worner Papenberg.

Subscribed and paid-in capital: Ch\$ 2,094,145,000

Empresas Copec share: 51.000%



Photo | Abastible Distribution Center, Coyhaique, Chile



⚡ SECTOR ENERGÍA

→ TRANSPORTES DE COMBUSTIBLES CHILE LTDA. - TRANSCOM

Company taxpayer number: 79.904.920-1

Incorporation date: June 1, 1989.

**Corporate purpose:** Transportation of petroleum by-products and ancillary services related to the transportation of cargo in and out of the national territory.

**Board of Directors:** Juan Diuana Yunis, Jorge Garcés Jordán, Andrés Lira Molina, Alejandro Pino Mora, Camila Valenzuela De La Torre, Jaime Vera Vera.

**CEO:** Hernán Paiva.

**Subscribed and paid-in capital:** Ch\$ 3,817,000,000

**Empresas Copec share:** 100.000%

→ VÍA LIMPIA SPA

Company taxpayer number: 79.874.200-0

Incorporation date: July 19, 2013

**Corporate purpose:** Collection, removal, transportation, storage, destination, refining, treatment or industrial readaptation, sale and purchase and handling of all types of waste or used products, especially those derived from petroleum or other wastes from industrial, mining, agricultural or other activities; consulting, training and environmental studies.

**Board of Directors:** José Ignacio Depassier Jiménez, Juan Diuana Yunis, Alfredo Jalón Ovalle, Francisco Labbé Bascuñán, Ramiro Méndez Urrutia, Alejandro Pino Mora.

**CEO:** Eduardo Gutiérrez Crockett.

**Subscribed and paid-in capital:** Ch\$ 171,881,000

**Empresas Copec share:** 100.000%

→ WIND VENTURES INC.

Company taxpayer number: O-E

Incorporation date: February 6, 2023.

**Corporate purpose:** To engage in any lawful act or activity for which corporations may be organized under the Delaware General Corporation Law.

**Board of Directors:** Juan Carlos Balmaceda Peñafiel, Leonardo Ljubetic Garib.

**CEO:** Brian Walsh.

**Subscribed and paid-in capital:** US\$ 1,658,000

**Empresas Copec share:** 100.000%



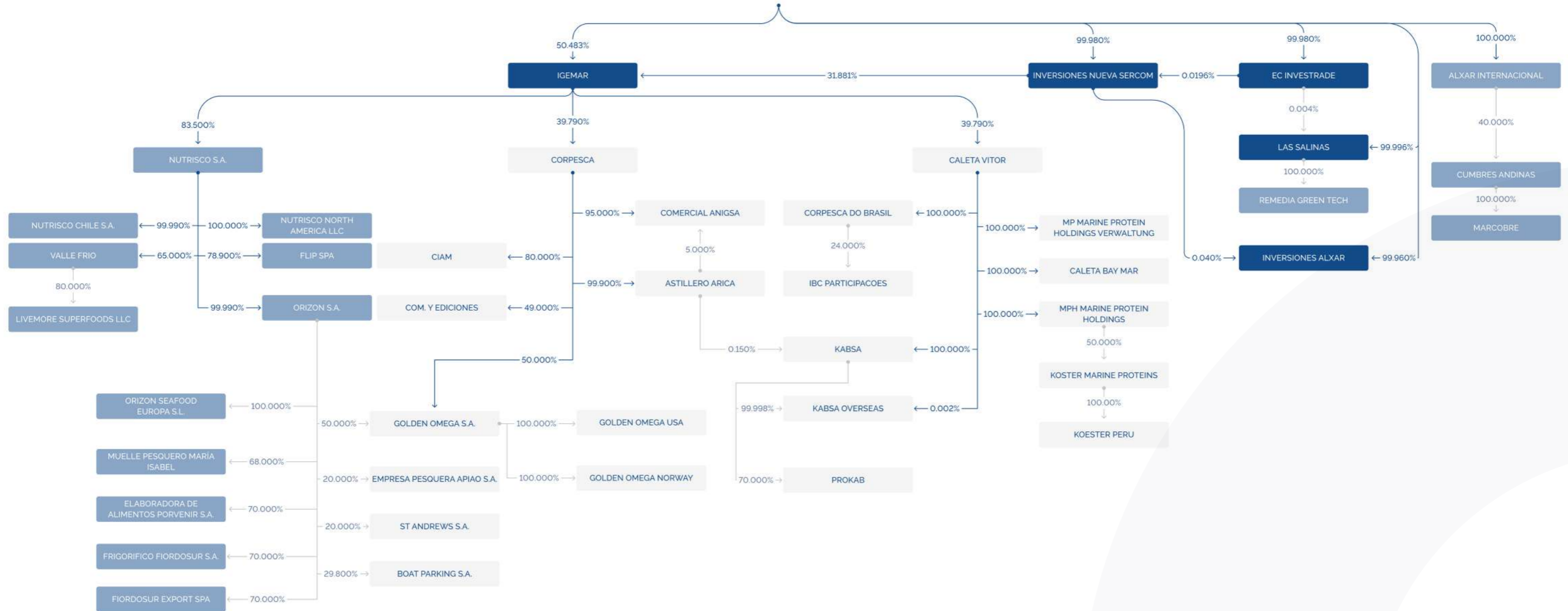


# Corporate Structure

## Food sector and Other investments



■ SUBSIDIARY ■ EMPRESAS COPEC RELATED COMPANIES



# Reseñas filiales y asociadas

## Sector alimentos

### FOOD SECTOR

#### → ASTILLEROS ARICA S.A.

Company taxpayer number: 94.283.000-9

Incorporation date: July 29, 1981.

Corporate purpose: Repair and construction of fishing vessels.

Directorio: Miguel Ángel Escobar Silva, Raúl Feliú Carrizo, Felipe Zaldivar Prado.

CEO: Miguel Ángel Escobar Silva.

Subscribed and paid-in capital: Ch\$ 2,849,869,000

Empresas Copec share: 32.743%

#### → BOAT PARKING SA

Company taxpayer number: 96.953.090-2

Incorporation date: : April 3, 2001.

Corporate purpose: Leasing of sites or spaces equipped and conditioned for the onshore parking of fishing vessels of all kinds and the provision of services for the transfer and parking on land, as well as the grounding, beaching, careening and maintenance in general of the aforementioned vessels.

Board of Directors: Fernando Ayala Burgemeister, Marcel Moenne Muñoz, Cristián Pinochet Herrera.

CEO: Eric Peters Olhagaray.

Subscribed and paid-in capital: US\$ 1,320,000

Empresas Copec share: 20.497%

#### → CALETA BAY MAR SPA

Company taxpayer number: 79.910.700-7.

Incorporation date: May 31, 1989

Corporate purpose: Whether acting directly or through other companies, individually or jointly with others, within the territory of the Republic of Chile and/or abroad: a) the investment and obtaining of income in United States dollars, especially the income referred to in article twenty number two of the Income Tax Law, that is, the obtaining of interest or any product derived from the domain, possession or holding on a precarious basis of any kind of movable capital, whatever its denomination may be; b) The making of investments in all kinds of shares of corporations, joint stock companies, rights in companies of any nature, and all kinds of shares, options and securities and investment instruments, in Chile or abroad, especially those whose values or transaction prices are expressed in foreign currency, especially in United States dollars; c) the administration of these investments and their fruits; d) the performance of all those acts that are conducive to the fulfillment of the corporate purpose; e) the breeding activity of all kinds of beings or organisms that have in water their normal means of life; e) the transformation, refrigeration, conservation, conditioning and commercialization of all kinds of aquaculture and fishing products, the leasing and commercial exploitation of all kinds of aquaculture equipment and machinery, and the performance of all activities related or complementary to those described above, and f) any other business agreed upon by the Board of Directors, provided that it is related to the activities indicated in the preceding letters.

Board of Directors: Cristián Pérez de Arce Schilling, Felipe Zaldivar Prado, Teresita Pérez de Arce Zañartu, Patricio Tapia Costa. Suplentes: José Cristián Pérez de Arce Zañartu, Ramón Pino Correa, Domingo Pérez de Arce Zañartu, Jorge Andueza Fabani.

CEO: Anibal Pérez de Arce Zañartu.

Subscribed and paid-in capital: US\$ 74,475,000

Empresas Copec share: 16.388%



FOOD SECTOR

→ CENTRO DE INVESTIGACIÓN APLICADA DEL MAR S.A. (CIAM)

Company taxpayer number: 76.055.995-4

Incorporation date: March 16, 2009.

**Corporate purpose:** Research, development of studies and scientific projects with the purpose of increasing the available knowledge associated with the sea; to develop complementary activities such as: leasing or subleasing vessels, laboratories, vehicles, real estate, tools and instruments; importing supplies and other goods.

**Board of Directors:** Jaime Baeza Rodríguez, Fredy Castillo Alcota, Miguel Ángel Escobar Silva, Marcos Guiza Fong, Carlos Merino Pinochet, Pedro Moreno Rodríguez.

CEO: Jorge Oliva López.

**Subscribed and paid-in capital:** Ch\$ 10,000,000

**Empresas Copec share:** 26.220%

→ CORPESCA DO BRASIL EMPREENDIMENTOS E PARTICIPACOES LTDA.

Company taxpayer number: O-E

Incorporation date: November 26, 2012.

**Corporate purpose:** To carry out investments in other companies as a partner or shareholder in Brazil or abroad.

CEO: Ramón Pino Correa.

**Subscribed and paid-in capital:** R\$ 12,500,000

**Empresas Copec share:** 32.775%

→ EMPRESA PESQUERIA APIAO S.A.

Company taxpayer number: 84.764.200-9

Incorporation date: 20 de octubre de 1976.

**Corporate purpose:** Extraction, fishing or hunting of beings or organisms that have their normal means of life in water and freezing, preservation, processing and transformation.

**Board of Directors:** José Cox Donoso, Alfonso Perú Costabal, Rigoberto Rojo Rojas, Rodrigo Sarquis, Juan Ignacio Vinagre Tagle.

CEO: Soames Flowerree Stewart.

**Subscribed and paid-in capital:** US\$ 13,311,000

**Empresas Copec share:** 13.756%

→ COMUNICACIONES Y EDICIONES LTDA.

Company taxpayer number: 89.649.200-4

Incorporation date: June 24, 1993.

**Corporate purpose:** Editing, publishing and marketing of magazines and advertising.

CEO: Patricio Tapia Costa.

**Subscribed and paid-in capital:** Ch\$5,550,000

**Empresas Copec share:** 16.060%

→ CORPESCA S.A.

Company taxpayer number: 96.893.820-7

Incorporation date: July 30, 1999.

**Corporate purpose:** The exploitation of the fishing industry in general and its derivatives.

**Board of Directors:** Jorge Andueza Fouque<sup>(1)</sup>, Roberto Angelini Rossi<sup>(1)</sup>, Eduardo Bunster Betteley, Claudio Elgueta Vera, Rodrigo Huidobro Alvarado<sup>(3)</sup>, Eduardo Navarro Beltrán<sup>(2)</sup>, Patricio Tapia Costa.

CEO: Felipe Zaldivar Prado.

**Subscribed and paid-in capital:** US\$ 351,602,000

**Empresas Copec share:** 32.775%

→ FIORDOSUR EXPORT SPA

Company taxpayer number: 77.454.378-3

Incorporation date: August 25, 2021.

**Corporate purpose:** : Marketing, purchase, sale, production, distribution, import and export of all types of food and/or food products; the processing of animal or vegetable products, natural, packaged, canned, preserved, in their natural state, processed and frozen; the marketing, purchase, sale, production, distribution, import and export of all types of by-products and derivatives of processed foods; the marketing, purchase, sale, production, distribution, import and export of all kinds of inputs, substances, bio-inputs, biotechnology, technology, equipment, tools and machinery, in general of all elements related to the areas of production and processing of agricultural, agro-industrial, aquaculture and marine products.

**Board of Directors:** Ricardo Anguiano Sepúlveda, Fernando Ayala Burgemeister, Michael Bianchi, Cristián Larrain Reyes, Rigoberto Rojo Rojas.

CEO: Fernando Ayala Burgemeister.

**Subscribed and paid-in capital:** Ch\$ 10,000,000

**Empresas Copec share:** 48.147%

→ COMERCIAL ANIGSA LTDA.

Company taxpayer number: 96.503.520-6

Incorporation date: January 27, 1986.

**Corporate purpose:** Import-export; distributor of supplies and machinery for the industry; real estate leasing.

**Board of Directors:** Raúl Feliú Carrizo, Felipe Zaldivar Prado.

CEO: Carlos Merino Pinochet.

**Subscribed and paid-in capital:** ThUS\$ 83

**Empresas Copec share:** 32.774%

→ ELABORADORA DE ALIMENTOS PORVENIR S.A.

Company taxpayer number: 76.401.570-3

Incorporation date: October 19, 2005.

**Corporate purpose:** Preparation of frozen fish and seafood and wholesale of seafood products (fish, seafood and seaweed).

**Board of Directors:** Ricardo Anguiano Sepúlveda, Fernando Ayala Burgemeister, Michael Bianchi, Cristián Larrain Reyes, Rigoberto Rojo Rojas.

CEO: Fernando Ayala Burgemeister.

**Subscribed and paid-in capital:** Ch\$ 7,771,856,000

**Empresas Copec share:** 48.147%



FOOD SECTOR

→ FLIP SPA

Company taxpayer number: 77.676.934-7

Incorporation date: November 3, 2022.

**Corporate purpose:** Industrial production, purchase, sale, import, export, marketing and whole-sale or retail distribution of vegetable snacks, and to carry out all those acts and contracts necessary, related or conducive to the development of such purpose.

**Board of Directors:** Andrés Barros Donoso, Jaime Belollo Rodríguez, Pedro Bouchon Aguirre, Paula Levin Salgado, Rigoberto Rojo Rojas.

CEO: Emeterio Ureta Fisher.

**Subscribed and paid-in capital:** Ch\$ 3,190,000,000

**Empresas Copec share:** 54.267%

→ FRIGORIFICO FIORDOSUR S.A.

Company taxpayer number: 96.596.220-4

Incorporation date: January 17, 1991.

**Corporate purpose:** Production, processing and preservation of food.

**Board of Directors:** Ricardo Anguiano Sepúlveda, Fernando Ayala Burgemeister, Michael Bianchi, Cristián Larrain Reyes, Rigoberto Rojo Rojas.

CEO: Fernando Ayala Burgemeister.

**Subscribed and paid-in capital:** Ch\$ 2,291,115,000

**Empresas Copec share:** 48.147%

→ GOLDEN OMEGA NORWAY AS

Company taxpayer number: O-E

Incorporation date: June 1, 2007.

**Corporate purpose:** To develop and market products related to the company's proprietary technology, including the preparation of Omega 3-containing powders and tablets.

**Board of Directors:** Jorge Brahm Morales, Tina Lien Vestland.

CEO: Tina Lien Vestland.

**Subscribed and paid-in capital:** NOK\$ 18,720,000

**Empresas Copec share:** 50.778%

→ GOLDEN OMEGA S.A.

Company taxpayer number: 76.044.336-0

Incorporation date: December 26, 2008.

**Corporate purpose:** Preparation, transformation and refining of fish oil and, in general, of oils and fats of marine, lake or river origin and its fractions for human, animal or industrial consumption; its industrialization, marketing, import and export; the production, blending, storage, transportation, import, export, marketing and distribution, wholesale or retail, of biodiesel and of any other by-product generated as a consequence of the preparation, transformation and refining of fish oil and, in general, of oils and fats of marine origin; the development, research and implementation of technological procedures for the elaboration or transformation of oils and fats of marine origin and its fractions, in any form, as well as obtaining patents, licenses, franchises, royalties or any other type of industrial or intellectual property rights, being able to transfer and/or market those obtained; to carry out research and experimental development in the field of natural sciences and engineering.

**Board of Directors:** Joaquín Cruz Sanfiel, Rodrigo Huidobro Alvarado<sup>(3)</sup>, Cristián Larrain Reyes, Eduardo Navarro Beltrán<sup>(2)</sup>, Patricio Tapia Costa.

CEO: Jorge Brahm Morales.

**Subscribed and paid-in capital:** US\$ 215,241,000

**Empresas Copec share:** 50.778%

→ GOLDEN OMEGA USA, LLC

Company taxpayer number: O-E

Incorporation date: May 10, 2011.

**Corporate purpose:** To market products with high Omega-3 content in the North American market.

**Board of Directors:** Claudio Aracena Stübing, Jorge Brahm Morales, José Antonio García Zúñiga, Nicolás Huidobro Lermada.

CEO: Michael Fisher.

**Subscribed and paid-in capital:** US\$ 250,000

**Empresas Copec share:** 50.778%

→ IBC PARTICIPACOES LTDA.

Company taxpayer number: O-E

Incorporation date: June 15, 2022.

**Corporate purpose:** Holding of non-financial institutions, business management consulting activities, except specific technical consulting.

CEO: Augusto Federhen.

**Subscribed and paid-in capital:** R\$ 74,000,000

**Empresas Copec share:** 7.866%

FOOD SECTOR

→ INVERSIONES CALETA VITOR S.A.

Company taxpayer number: 76.996.827-K

Incorporation date: December 26, 2018.

**Corporate purpose:** To make investments in Chile and abroad in shares of corporations, and rights and participations in all other types of companies engaged, on its own account or on behalf of others, in the production, purchase, sale, distribution and marketing of protein foods in general, aquaculture activities and the provision of logistics services.

**Board of Directors:** Jorge Andueza Fouque<sup>(1)</sup>, Roberto Angelini Rossi<sup>(1)</sup>, Eduardo Bunster Betteley, Claudio Elgueta Vera, Rodrigo Huidobro Alvarado<sup>(3)</sup>, Eduardo Navarro Beltrán<sup>(2)</sup>, Patricio Tapia Costa.

CEO: Felipe Zaldivar Prado.

Subscribed and paid-in capital: US\$ 110,232,000

Empresas Copec share: 32.775%

→ KURT A BECHER OVERSEAS INC. - KABSA OVERSEAS

Company taxpayer number: O-E

Incorporation date: July 5, 2000

**Corporate purpose:** To carry on all types of business, other than banking, trusts, administration of companies under BVI law and to provide a representative office in the BVI.

**Board of Directors:** Malvern Limited.

CEO: Guillermo Quintana Hurtado.

Subscribed and paid-in capital: US\$ 50,000

Empresas Copec share: 32.775%

→ KABSA S.A.

Company taxpayer number: 96.942.870-9

Incorporation date: November 23, 2000.

**Corporate purpose:** Marketing, import and export of raw materials for animals and fish.

**Board of Directors:** Jorge Andueza Fouque<sup>(1)</sup>, Eduardo Bunster Betteley, Felipe Zaldivar Prado.

CEO: Guillermo Quintana Hurtado.

Subscribed and paid-in capital: US\$ 8,678,000

Empresas Copec share: 32.775%

→ KÖSTER MARINE PROTEINS GMBH

Company taxpayer number: O-E

Incorporation date: January 1, 2006.

**Corporate purpose:** Trading and logistics associated with protein feeds such as fishmeal and soy protein concentrate (SPC), as well as fish oil.

**Board of Directors:** Claudio Elgueta Vera, Gadso Hautmans, Ernst P. Komrowski, Felipe Zaldivar Prado.

CEO: Malte Thomsen.

Subscribed and paid-in capital: EUR\$ 5,000,000

Empresas Copec share: 16.388%

→ LIVEMORE SUPERFOODS LLC

Company taxpayer number: O-E

Incorporation date: January 13, 2010.

**Corporate purpose:** Trade of purchase and sale of frozen fruit in the U.S.A.

**Board of Directors:** Ignacio Astete Heimpell, Pablo Herrera, Crescente Valle Rivera.

CEO: Ignacio Astete Heimpell.

Subscribed and paid-in capital: : US\$ 1,200,000

Empresas Copec share: 35.765%

→ MP MARINE PROTEIN HOLDINGS VERWALTUNG GMBH

Company taxpayer number: O-E

Incorporation date: December 13, 2007.

**Corporate purpose:** General Partner of MPH Marine Protein Holdings GmbH & Co. KG.

Subscribed and paid-in capital: EUR\$ 25,000

Empresas Copec share: 32.775%

→ MPH MARINE PROTEIN HOLDINGS GMBH & CO. KG

Company taxpayer number: O-E

Incorporation date: December 13, 2007.

**Corporate purpose:** To strengthen the participation of Corpesca S.A. in the marketing channels of fishmeal and proteins from other origins, especially in Europe.

**Director:** Felipe Zaldivar Prado.

Subscribed and paid-in capital: EUR\$ 2,800,000

Empresas Copec share: 32.775%

→ MUELLE PESQUERO MARÍA ISABEL LTDA.

Company taxpayer number: 76.268.260-5

Incorporation date: May 10, 2005.

**Corporate purpose:** Rendering of fishing unloading, transportation and distribution services, as well as the lease of real estate, the purchase and sale of artisanal and industrial fishing, supplies, materials and spare parts for fishing operations, exclusively for the companies that incorporated it.

CEO: Luis Contreras Camara.

Subscribed and paid-in capital: US\$ 589,000

Empresas Copec share: 46.771%

→ NUTRISCO CHILE S.A.

Company taxpayer number: 77.643.296-2

Incorporation date: August 31, 2022.

**Corporate purpose:** Marketing and sale of products for human consumption and pets, representation of brands and distribution of their products.

**Board of Directors:** Jorge Andueza Fabani, Cristián Larrain Reyes, Rigoberto Rojo Rojas, Crescente Valle Rivera.

CEO: Paula Levin Salgado.

Subscribed and paid-in capital: Ch\$ 6,848,000,000

Empresas Copec share: 68.781%

(1) Director of Empresas Copec S.A. | (2) CEO Empresas Copec S.A. | (3) Executive Officer Empresas Copec S.A.



FOOD SECTOR

→ NUTRISCO NORTH AMERICA LLC

Company taxpayer number: O-E

Incorporation date: April 17, 2017.

**Corporate purpose:** To provide retail and food service customers with high quality frozen fruits and seafood from our operations in Chile and around the world.

**Board of Directors:** Ignacio Astete Heimpell, Michel Bouiey Sierra, Cristián Larrain Reyes, Rigoberto Rojo Rojas, Crescente Valle Rivera.

CEO: Ignacio Astete Heimpell.

**Subscribed and paid-in capital:** US\$ 50,000

**Empresas Copec share:** 68.780%

→ NUTRISCO S.A.

Company taxpayer number: 77.643.297-0

Incorporation date: August 31, 2022.

**Corporate purpose:** Purchasing and acquisition, sale and disposal of all types of real estate and personal property, tangible and intangible, such as credits, bonds, bills of exchange, shares, rights in partnerships, securities and any other type of assets, being able to manage them and receive the proceeds thereof. Direct and indirect investment in activities related to fishing and the food industry, including transportation, reception, storage, elaboration, processing and conservation of food for human and animal consumption.

**Board of Directors:** Carolina Altschwager Kreft, Jorge Andueza Fouque<sup>(1)</sup>, Roberto Angelini Rossi<sup>(1)</sup>, Jorge Bunster Betteley, Joaquin Cruz Sanfiel, Eduardo Navarro Beltrán<sup>(2)</sup>, Patricio Tapia Costa.

CEO: Rigoberto Rojo Rojas.

**Subscribed and paid-in capital:** US\$ 377,211,000

**Empresas Copec share:** 68.780%

→ ORIZON S.A.

Company taxpayer number: 96.929.960-7

Incorporation date: November 30, 2010.

**Corporate purpose:** Purchasing, selling, importing, exporting, marketing and distributing alcoholic beverages; processing, purchasing, wholesaling and retailing, importing, exporting, marketing and distributing fresh, frozen and processed meats; meat products, seafood, crustaceans, mollusks and fish, canned and frozen, as well as canned and frozen fruits and vegetables, dried fruits, dairy products, canned pet food.

**Board of Directors:** Jorge Andueza Fabani, Marcela Bravo Puldain, Jorge Ferrando Yáñez<sup>(3)</sup>, Cristián Larrain Reyes, Rigoberto Rojo Rojas.

CEO: Fernando Ayala Burgemeister.

**Subscribed and paid-in capital:** US\$ 38,560,000

**Empresas Copec share:** 68.781%

→ ORIZON SEAFOOD EUROPE S.L.

Company taxpayer number: O-E

Incorporation date: April 7, 2022.

**Corporate purpose:** Wholesale trade of fish and seafood and other food products.

**Board of Directors:** Jorge De Llano Ozores, Cristián Larrain Reyes.

CEO: Rigoberto Rojo Rojas.

**Subscribed and paid-in capital:** EUR\$ 3,000

**Empresas Copec share:** 68.781%

→ PESQUERA IQUIQUE-GUANAYE S.A.

Company taxpayer number: 91.123.000-3

Incorporation date: September 22, 1945.

**Address:** El Golf 150, 17th floor, Las Condes, Santiago, Chile.

**Corporate purpose:** Extraction, freezing, preservation, processing and transformation of animal species whose natural environment is water. Exploitation of the fishing industry in general and its derivatives, whose raw material is extracted from the ocean, lakes or its coasts and rivers.

**Board of Directors:** Fernando Agüero Garcés, Jorge Andueza Fouque<sup>(1)</sup>, Roberto Angelini Rossi<sup>(1)</sup>, Manuel Bezanilla UrCompany taxpayer numberia, Charles Kimber Wylie, Ramiro Méndez UrCompany taxpayer numberia, Manuel Tocornal Astoreca.

CEO: Eduardo Navarro Beltrán<sup>(2)</sup>.

**Subscribed and paid-in capital:** US\$ 578,791,000

**Empresas Copec share:** 82.364%

**Equity in Empresas Copec's assets:** 1.4%

→ PROKAB SPA

Company taxpayer number: 77.423.645-7

Incorporation date: August 3, 2021.

**Corporate purpose:** Import, production and marketing of livestock and agricultural products.

**Board of Directors:** Humberto Mena Toledo, Pablo Murúa Bello, Ramón Pino Correa, Guillermo Quintana Hurtado.

CEO: Luis Uribe Riesco.

**Subscribed and paid-in capital:** Ch\$ 481,000,000

**Empresas Copec share:** 22.943%

(1) Director of Empresas Copec S.A. | (2) CEO Empresas Copec S.A.





FOOD SECTOR

→ SOLARIS VENTURE INC

Company taxpayer number: O-E

Incorporation date: August 26, 2011.

**Corporate purpose:** To buy, sell, trade in all kinds of consumer goods, shares, bonds and capital securities, movable and immovable property; to invest in any industrial, commercial or commercial business.

**Board of Directors:** Jorge Andueza Fouque<sup>(1)</sup>, Domingo Jiménez Olmo, Eduardo Navarro Beltrán<sup>(2)</sup>.

**Subscribed and paid-in capital:** US\$ 0

**Empresas Copec share:** 68.781%

→ ST ANDREWS S.A.

Company taxpayer number: 96.783.150-6

Incorporation date: February 12, 1996.

**Corporate purpose:** To manufacture, process and elaborate all types of food and to conduct representations of food products of any origin.

**Board of Directors:** José Cox Donoso, Alfonso Peró Costabal, Rigoberto Rojo Rojas, Rodrigo Sarquis, Juan Ignacio Vinagre Tagle.

**CEO:** Soames Flowerree Stewart.

**Subscribed and paid-in capital:** US\$ 23.439.000

**Empresas Copec share:** 13.756%

→ VALLE FRÍO SPA

Company taxpayer number: 77.598.126-1

Incorporation date: June 6, 2022.

**Corporate purpose:** Acquisition, processing, storage and distribution of fruits and vegetables; industrial processing of horticultural, fruit and agricultural products and by-products in general, in their natural state, canned, refrigerated or frozen, as well as their importation and exportation.

**Board of Directors:** Rigoberto Rojo Rojas, Cristián Stewart Letelier, Crescente Valle.

**CEO:** José Pedro Moreno Reppening.

**Subscribed and paid-in capital:** Ch\$ 5,268,188,000

**Empresas Copec share:** 44.707%

(1) Director of Empresas Copec S.A. | (2) CEO Empresas Copec S.A. | (3) Executive Officer Empresas Copec S.A.



# Subsidiaries and related companies brief

## Other investments



### OTHER INVESTMENTS

#### → ALXAR INTERNACIONAL SPA

Company taxpayer number: 76.879.169-4

Incorporation date: May 14, 2018.

Address: El Golf 150, 16<sup>th</sup> floor, Las Condes, Santiago, Chile.

**Corporate purpose:** To acquire, hold and dispose of shares in companies located abroad, directly or through its participation as a partner in other companies of which it forms part. The Company, directly or through its participation in other companies of which it forms part, may incorporate, participate in, promote or form all types of companies or communities of interest with other persons and, in general, carry out all business that may be necessary or conducive to the accomplishment of the corporate purpose. The Company may also carry out other commercial activities that the shareholders agree, provided that they are carried out abroad or are based on the promotion of its activities abroad.

**Board of Directors:** Roberto Angelini Rossi<sup>(1)</sup>, Jorge Ferrando Yáñez<sup>(3)</sup>, Eduardo Navarro Beltrán<sup>(2)</sup>.

CEO: Erwin Kaufmann Salinas.

**Subscribed and paid-in capital:** US\$ 410,000,000

**Empresas Copec share:** 100.000%

**Equity in Empresas Copec's assets:** 4.9%

#### → CUMBRES ANDINAS S.A.C.

Company taxpayer number: O-E

Incorporation date: May 21, 2003.

**Corporate purpose:** Exploration and exploitation of mining rights and, in general, any of the activities directly or indirectly included in the mining activity.

**Board of Directors:** Roberto Angelini Rossi<sup>(1)</sup>, Fortunato Brescia Moreyra, Mario Brescia Moreyra, Pedro Brescia Moreyra, Alex Fort Brescia, Erwin Kaufmann Salinas, Juan Luis Kruger Sayán, Pedro Malo Rob, Eduardo Navarro Beltrán<sup>(2)</sup>, Alfonso Rivas Asenjo.

CEO: Luis Augusto Argüelles Macedo.

**Subscribed and paid-in capital:** US\$ 1,440,063,000

**Empresas Copec share:** 40.000%

#### → EC INVESTRADE INC.

Company taxpayer number: O-E

Incorporation date: April 14, 2003.

**Corporate purpose:** Purchase, sale, exploitation, refining and transportation of fuel products and its derivatives, for its own account or on behalf of third parties.

**Board of Directors:** José Tomás Guzmán Rencoret<sup>(1)</sup>, Rodrigo Huidobro Alvarado<sup>(3)</sup>, Eduardo Navarro Beltrán<sup>(2)</sup>.

**Subscribed and paid-in capital:** US\$ 40,000

**Empresas Copec share:** 100.000%

**Equity in Empresas Copec's assets:** 0.0%



OTHER INVESTMENTS

→ INVERSIONES ALXAR S.A.

Company taxpayer number: 76.320.907-5

Incorporation date: April 30, 2013.

**Corporate purpose:** To make investments in tangible or intangible personal property, shares of corporations and other joint stock companies, mining contract companies, rights in other companies and communities, bonds, bills of exchange and other marketable securities, as well as in rural or urban real estate, which may be leased furnished or unfurnished, and with or without facilities. For such purposes, the Company may join other already existing companies and/or participate in the formation of companies or enterprises of any legal order, joining them as a partner.

**Board of Directors:** Roberto Angelini Rossi<sup>(1)</sup>, Jorge Ferrando Yáñez<sup>(3)</sup>, Eduardo Navarro Beltrán<sup>(2)</sup>.

CEO: Erwin Kaufmann Salinas.

**Subscribed and paid-in capital:** US\$ 72,458,000

**Empresas Copec share:** 100.000%

**Equity in Empresas Copec's assets:** 0.0%

→ INVERSIONES NUEVA SERCOM LTDA.

Company taxpayer number: 76.306.362-3

Incorporation date: April 1, 2013.

**Address:** El Golf 150, 17th floor, Las Condes, Santiago de Chile.

**Corporate purpose:** Acquisition and/or sale of real estate or personal property, tangible or intangible; marketing of fuels, lubricants, vehicle accessories and other related items; participation in commercial, industrial, agricultural, mining or any other type of companies or establishments; land, sea and air transportation; and rendering of services in general.

**Legal representatives:** Jorge Andueza Fouque<sup>(1)</sup>, Roberto Angelini Rossi<sup>(1)</sup>, Jorge Ferrando Yáñez<sup>(3)</sup>, José Tomás Guzmán Rencoret<sup>(1)</sup>, Rodrigo Huidobro Alvarado<sup>(3)</sup>.

**Subscribed and paid-in capital:** US\$ 88,951,000

**Empresas Copec share:** 100.000%

**Equity in Empresas Copec's assets:** 0.9%

→ LAS SALINAS S.A.

Company taxpayer number: 88.840.700-6

Incorporation date: May 31, 1982.

**Address:** Av. El Golf 150, 16th floor, Las Condes, Santiago, Chile.

**Corporate purpose:** Purchase and sale, projection, construction, subdivision, urbanization and commercialization, for its own account or on behalf of others, of all types of real estate.

**Board of Directors:** Eduardo Castillo Arevalo, Marcela Hassenberg Fabbri, Alejandro Hormann Orezzoli, Rodrigo Huidobro Alvarado<sup>(3)</sup>, Arturo Natho Gamboa.

CEO: Ricardo Labarca Alcaino.

**Subscribed and paid-in capital:** Ch\$ 124,644,795,000

**Empresas Copec share:** 100.000%

**Equity in Empresas Copec's assets:** 0.8%

→ MARCOBRE S.A.C.

Company taxpayer number: O-E

Incorporation date: May 20, 2004.

**Corporate purpose:** Exploitation of mining rights and development of the Mina Justa copper mining project, located in the province of Nazca, Ica Region, Peru.

CEO: Luis Augusto Argüelles Macedo.

**Subscribed and paid-in capital:** US\$ 1,227,945,000

**Empresas Copec share:** 40.000%

→ REMEDIA GREEN TECH SPA

Company taxpayer number: 77.854.786-4

Incorporation date: February 21, 2024.

**Address:** Av. El Golf 150, 16th floor, Las Condes, Santiago, Chile.

**Corporate purpose:** Advising and strategic consulting in environmental intelligence, which has the re-courses, experience, equipment, technology, infrastructure, qualified personnel, knowledge and other necessary and appropriate elements to provide services in a correct and timely manner.

**Board of Directors:** Eduardo Castillo Arevalo, Marcela Hassenberg Fabbri, Alejandro Hormann Orezzoli, Rodrigo Huidobro Alvarado<sup>(3)</sup>, Ricardo Labarca Alcaino, Christopher Mac-Gregor Camus, Arturo Natho Gamboa, Stephanie Rotella Macchiavello.

CEO: Ricardo Labarca Alcaino.

**Subscribed and paid-in capital:** Ch\$ 300,000,000

**Empresas Copec share:** 100.000%

→ SERVICIOS CORPORATIVOS SERCOR S.A.

Company taxpayer number: 96.925.430-1

Incorporation date: August 2, 2000.

**Corporate purpose:** To provide advisory services to boards of directors and senior management of all types of companies in business management, strategic planning, corporate communications, internal audit, corporate governance, information security, management control, economic studies, project evaluation, business valuation, investor relations and market research. It also provides shareholder registry administration services.

**Board of Directors:** Jorge Andueza Fouque<sup>(1)</sup>, Roberto Angelini Rossi<sup>(1)</sup>, Matias Domeyko Cassel, Andrés Lehuedé Bromley<sup>(1)</sup>, Eduardo Navarro Beltrán<sup>(2)</sup>.

CEO: Patricio Tapia Costa.

**Subscribed and paid-in capital:** Ch\$ 2,974,624,000

**Empresas Copec share:** 19.739%





## Main certifications

COMPANY	FIELD	SCOPE
<b>🌳 FORESTRY SECTOR</b>		
ARAUCO	<ul style="list-style-type: none"> <li>• ISO 9001 - Quality Management System</li> <li>• ISO 14001 - Environmental Management</li> <li>• System Forest Stewardship Council- FSC</li> <li>• Programme for the Endorsement of Forest Certification - PEFC</li> </ul>	For more details visit <a href="#">⇒ ARAUCO Sustainability Certifications</a>
<b>⚡ ENERGY SECTOR</b>		
Copec	<ul style="list-style-type: none"> <li>• ISO 9001 - Quality Management System</li> <li>• ISO 14001 - Environmental Management System</li> <li>• ISO 45001 - Occupational Health and Safety Management System</li> </ul>	Storage and distribution of fuels and lubricants in mining facilities.
	<ul style="list-style-type: none"> <li>• ISO 9001 - Quality Management System</li> <li>• ISO 14001 - Environmental Management System</li> <li>• ISO 45001 - Occupational Health and Safety Management System</li> </ul>	Transportation of fuel, from loading at the San Vicente and Concón plants to delivery to ARAUCO's plants located in Horcones, MAPA, Valdivia, Nueva Aldea, Constitución and Licancel.
	<ul style="list-style-type: none"> <li>• ISO 50001 - Energy Management System</li> </ul>	Activities and operations carried out at the Maipú, TPI Quintero and Lubricantes Quintero plants, as well as at its corporate offices in Santiago.
	<ul style="list-style-type: none"> <li>• ISO 9001 - Quality Management System</li> </ul>	Production of lubricants and specialties (greases) at the Quintero Plant, in its planning, supply, operations, laboratory and maintenance processes, storage (warehouse) and reception and dispatch.
	<ul style="list-style-type: none"> <li>• ISO 17025 - General requirements for competence of testing and calibration laboratories</li> </ul>	Quality control laboratory specified in Quintero and Maipú plants.
	<ul style="list-style-type: none"> <li>• ISO 9001 - Quality Management System</li> </ul>	Management, quality system administration and human resources management for the quality control service of Liquid Fuel Samples, Additives and Bluemax, from receipt to issuance of the final report.
	<ul style="list-style-type: none"> <li>• ISO 9001 - Quality Management System</li> <li>• ISO 14001 - Environmental Management System</li> <li>• ISO 45001 - Occupational Health and Safety Management System</li> </ul>	Sale, purchase and delivery of marine fuels to vessels that require it in the ports of the national coast, by means of tankers, pipelines or trucks.

COMPANY	FIELD	SCOPE
⚡ ENERGY SECTOR		
Terpel	<ul style="list-style-type: none"> <li>• ISO 9001 - Quality Management System</li> <li>• ISO 14001 - Environmental Management System</li> <li>• ISO 45001 - Occupational Health and Safety Management System</li> </ul>	Marketing, transportation, operation and supply of aviation fuel.
	<ul style="list-style-type: none"> <li>• NORSOK S-WA 006:2018 / GTC 310:2020</li> </ul>	Marketing, transportation, operation and supply of aviation fuel.
	<ul style="list-style-type: none"> <li>• ISO 9001 - Quality Management System</li> <li>• ISO 14001 - Environmental Management System</li> </ul>	Commercialization of natural gas and electric power. Construction and operation of small-scale solar photovoltaic self-generating power plants.
	<ul style="list-style-type: none"> <li>• ISO 9001 - Quality Management System</li> <li>• ISO 14001 - Environmental Management System</li> <li>• ISO 45001 - Occupational Health and Safety Management System</li> <li>• NORSOK S-WA0062020</li> </ul>	Terpel exports segment.
	<ul style="list-style-type: none"> <li>• ISO 9001 - Quality Management System</li> <li>• ISO 14001 - Environmental Management System</li> <li>• ISO 45001 - Occupational Health and Safety Management System</li> </ul>	Manufacture and distribution of lubricants
	<ul style="list-style-type: none"> <li>• ISO 14001 - Environmental Management System</li> <li>• ISO 45001 - Occupational Health and Safety Management System</li> <li>• NORSOK S-WA 006:2018 / GTC 310:2020</li> </ul>	Provision of laboratory analysis services for lubricating oils in service.
	<ul style="list-style-type: none"> <li>• ISO 9001 - Quality Management System</li> <li>• ISO 14001 - Environmental Management System</li> <li>• ISO 45001 - Occupational Health and Safety Management System</li> </ul>	All of Sonacol's operations.
Abastible	<ul style="list-style-type: none"> <li>• ISO 14001 - Environmental Management System</li> </ul>	All plants and headquarter.
	<ul style="list-style-type: none"> <li>• ISO 17025 - General requirements for competence of testing and calibration laboratories</li> </ul>	Gas quality laboratory.
Colgas	<ul style="list-style-type: none"> <li>• ISO 14001 - Environmental Management System</li> </ul>	Storage and bottling of liquified gas in cylinders, tank trucks or cisterns at the Norgas Plant.
	<ul style="list-style-type: none"> <li>• ISO 9001 - Quality Management System</li> </ul>	Storage, commercialization and distribution of liquified gas, in the line of stationary tanks. Bottling of liquified gas in cylinders and transfer between the bottling plant and tank trucks or cisterns.
	<ul style="list-style-type: none"> <li>• ISO 45001 - Occupational Health and Safety Management System</li> </ul>	Liquified gas storage. Transportation, assembly, operation and maintenance of stationary liquified gas tanks.



COMPANY	FIELD	SCOPE
<b>⚡ ENERGY SECTOR</b>		
Duragas	<ul style="list-style-type: none"> <li>• ISO 14001 - Environmental Management System</li> <li>• ISO 45001 - Occupational Health and Safety Management System</li> </ul>	<p>Bottling and dispensing of liquified gas. Cylinder and fleet maintenance. Work centers and central office.</p> <p>Bottling and dispensing of liquified gas. Includes administrative offices, own bottling plants, cylinder maintenance shop and fleet.</p>
<b>🍷 FOOD SECTOR</b>		
Orizon Seafood	<ul style="list-style-type: none"> <li>• BRC Food Safety v8</li> <li>• MarinTrust Standard for Responsible Supply of Marine Ingredients v2</li> <li>• MSC Chain of Custody Standard v5</li> <li>• Friend of the Sea (FOS) Sustainable fisheries and fleets</li> <li>• Friend of the Sea (FOS) Nutraceutical Products</li> <li>• ISO 50001- Energy Management Systems</li> </ul>	<p>Canning Plant, Frozen Value Added Plant and its storage facilities in Coronel.</p> <p>Coronel Flour Plant and Coquimbo Flour Plant.</p> <p>Canning Plant, Frozen Value Added Plant, Frozen WR Plant and own and external warehouses.</p> <p>Coronel's own fleet and external artisanal fleet from Coronel and Coquimbo.</p> <p>Coronel Flour Plant and Coquimbo Flour Plant.</p> <p>Coronel Industrial Fishing Complex (fleet).</p>
Valle Frío	<ul style="list-style-type: none"> <li>• Handling, processing and packaging of products under kosher supervision</li> <li>• Hazard Analysis &amp; Critical Control Point (HACCP)</li> <li>• BRC Global Standard for Food Safety</li> <li>• Organic</li> </ul>	<p>Operations center and marketed products.</p>
<b>🏗️ OTHER INVESTMENTS</b>		
Las Salinas	<ul style="list-style-type: none"> <li>• LEED ND V.4 Gold Plan</li> </ul>	<p>The Master Plan for the Las Salinas neighborhood obtains in 2017 this certification, which ratifies the capacity to positively affect the well-being of the city and the region, in a long-term perspective, with a vision that seeks to renew the conventional typology of urban development in the coastal area.</p>



# Main competitors

COMPANY

FORESTRY SECTOR

ARAUCO and subsidiaries

IN THE PULP MARKET

- Suzano Papel e Celulose S.A.
- Asia Pacific Resources International Holdings Limited (APRIL)
- CMPC Celulosa S.A.
- Asia Pulp and Paper (APP)

- El Dorado Brasil Celulose S.A.
- UPM-Kymmene Oyj.
- Stora Enso Oyj.
- Klabin S.A.

IN THE PANELS MARKET

- CMPC en Chile
- Georgia Pacific, Roseburg y Martco en Estados Unidos
- Guararapes y Sudati en Brasil
- CHH en Australia y Nueva Zelanda

- Metsa y UPM en Finlandia
- Garnica en España
- Lumin en Uruguay
- También compite con productores en China, Indonesia, Malasia y otras regiones del mundo



COMPANY			
⚡ ENERGY SECTOR			
Copec and subsidiaries	IN CHILE		IN THE REST OF THE COUNTRIES
	<p>→ Service station segment</p> <ul style="list-style-type: none"> <li>• Aramco</li> <li>• Enex</li> </ul>	<p>→ Retail segment</p> <ul style="list-style-type: none"> <li>• Astop</li> <li>• Castaño</li> <li>• Dunkin' Donuts</li> <li>• Juan Valdez</li> <li>• Maxi K</li> <li>• Ok Market</li> <li>• Oxxo</li> </ul>	<ul style="list-style-type: none"> <li>• San Camilo</li> <li>• Spacio 1</li> <li>• Spid</li> <li>• Starbucks</li> <li>• Upa</li> <li>• Upita</li> </ul>
Abastible and subsidiaries	IN CHILE		IN THE REST OF THE COUNTRIES
	<p>→ Liquefied gas distribution segment</p> <ul style="list-style-type: none"> <li>• Empresas Lipigas</li> <li>• ENEX Gas</li> <li>• Gas de Chile</li> <li>• Gas HN</li> <li>• Gas Maule</li> <li>• Gasco GLP</li> <li>• Uligas</li> </ul>	<p>→ Natural gas distribution segment (liquefied gas substitute)</p> <ul style="list-style-type: none"> <li>• Energas</li> <li>• Gas sur</li> <li>• Gas Valpo</li> <li>• Gasco Magallanes</li> <li>• GNL Lipigas</li> <li>• Innergy</li> <li>• Intergas</li> <li>• Metrogas</li> </ul>	<ul style="list-style-type: none"> <li>• Congas</li> <li>• Corporación Andina</li> <li>• Costagas</li> <li>• Galp</li> <li>• Gas Zipa</li> <li>• Grupo Chilco</li> <li>• Grupo Inversiones GLP</li> <li>• Limagas</li> <li>• Llamagas</li> <li>• Montagas</li> <li>• Primax</li> <li>• Rayogas</li> <li>• Repsol</li> <li>• Roscogas</li> <li>• Vepagas</li> </ul>
Sonacol	Companies that transport fuel by land through trucks.		
🍴 FOOD SECTOR			
Nutrisco and subsidiaries	SEAFOOD SEGMENT		FRUITS AND VEGETABLES SEGMENT
	<ul style="list-style-type: none"> <li>• Alimar</li> <li>• Bakkavör</li> <li>• Blumar</li> <li>• Camanchaca</li> <li>• Corpesca</li> <li>• FoodCorp</li> <li>• Landes</li> <li>• Lota Protein</li> </ul>	<ul style="list-style-type: none"> <li>• Proyecta</li> <li>• Royal Greenland</li> <li>• San Isidro</li> </ul>	<ul style="list-style-type: none"> <li>• Comfrut</li> <li>• Vitalfoods</li> <li>• Olmué</li> </ul>



## Annexes Governance and Integrity

- Controlling shareholders of Empresas Copec
- Empresas Copec and its shareholders
- Equity ownership of directors and senior executive
- Annual Management Report of the Directors' Committee
- Board of Directors in Figures
- Management in figures
- Other relevant information
- Contributions to guilds and associations
- List of associations and guilds
- Analysis of main risk factors and subsidiary management
- Regulatory framework

# Controlling shareholders of Empresas Copec

NCG 461 (2.3.1) 

As of December 31, 2024, Empresas Copec S.A.'s controlling shareholder was publicly held company AntarChile S.A., RUT 96.556.310-5, owner of 60.82080% of shares of said company. At the same time, final controlling shareholders of AntarChile S.A. and, therefore, of Empresas Copec S.A., are Roberto Angelini, RUT 5.625.652-0, and Patricia Angelini, RUT 5.765.170-9.

It is put on record that the recently mentioned final controlling shareholders hold direct interests in Empresas Copec S.A., which are listed below:

- Roberto Angelini directly owns 0.00187% of Empresas Copec S.A.'s shares and
- Patricia Angelini directly owns 0.00019% of Empresas Copec S.A.'s shares.

In addition, the following persons related by blood to the final controlling shareholders directly own the percentages of shares of Empresas Copec S.A. indicated below:

- Daniela Angelini, RUT 13.026.010-1: 0.00005%;
- Maurizio Angelini, RUT 13.232.559-6: 0.00005%;
- Claudio Angelini, RUT 15.379.762-5: 0.00005%;
- Mario Angelini, RUT 16.095.366-7: 0.00005%;
- Franco Roberto Mellafe, RUT 13.049.156-1: 0.00006%;
- Maximiliano Valdés, RUT 16.098.280-2: 0.00006%; and
- Josefina Valdés, RUT 16.370.055-7: 0.00006%

As mentioned above, AntarChile S.A. is controlled by its final controlling shareholders, with a formal joint action agreement, which contains no limitations on the free disposal of shares, who are the already listed Roberto and Patricia Angelini Rossi.


This control is exercised as follows:


## SHARES DIRECTLY OWNED BY THE FINAL CONTROLLING SHAREHOLDERS:

→ Roberto Angelini directly owns 0.2133% of the shares issued by AntarChile S.A. and

→ Patricia Angelini directly owns 0.2274% of the shares issued by AntarChile S.A.

Total shares directly owned by final controlling shareholders: 0.4407%

Photo | Empresas Copec corporate building, Santiago, Chile 



#### SHARES INDIRECTLY OWNED THROUGH COMPANIES CONTROLLED BY THE FINAL CONTROLLING SHAREHOLDERS:

→ Inversiones Angelini y Compañía Limitada, RUT 93.809.000-9, directly owns 63.6187% of the shares issued by AntarChile S.A. and indirectly owns, through its subsidiary Inmobiliaria y Turismo Río San José S.A. 0.0736% of the shares of AntarChile S.A.

→ Inversiones Angelini y Compañía Limitada is controlled by the aforementioned final controlling shareholders, i.e. Roberto and Patricia Angelini Rossi, as follows:

- 1) Roberto Angelini, directly 18.9659% and indirectly 16.99231% through Inversiones Arianuova Limitada, RUT 76.096.890-0, of which he holds 99% of share capital.
- 2) Patricia Angelini, directly 15.2968% and indirectly 13.6993% through Inversiones Rondine Limitada, RUT 76.096.090-K, in which she holds 99% of share capital.
- 3) In addition, Roberto Angelini statutorily controls Inversiones Inversiones Golfo Blanco Limitada, RUT 76.061.995-7, which owns 19.4397% Angelini y Compañía Limitada's share capital.

#### The partners of Inversiones Golfo Blanco Limitada are:

- Roberto Angelini with 0.00011% of share capital;
- Maurizio Angelini, RUT 13.232.559-6, Daniela Angelini, RUT 13.026.010-1, Claudio Angelini, RUT 15.379.762-5 and Mario Angelini, RUT 16.095.366-7, with 23.6854% of share capital each; and
- Inversiones Golfo Rojo Limitada, RUT 76.062.008-4, with 5.2581% of share capital.
- 4) In addition, Patricia Angelini statutorily controls Inversiones Senda Blanca Limitada, RUT 76.061.994-7, which owns 15.6059% of share capital of Inversiones Angelini y Compañía Limitada.

#### The partners of Inversiones Senda Blanca Limitada are:

- Patricia Angelini with 0.00013% of share capital;
- Franco Mellafe, RUT 13.049.156-1, Maximiliano Valdés, RUT 16.098.280-2 and Josefina Valdés, RUT 16.370.055-7, with 31.6858% of share capital each; and
- Inversiones Senda Roja Limitada, RUT 76.062.011-4, with 4.9422% of share capital.

→ On the other hand, the aforementioned Inversiones Golfo Blanco Limitada statutorily controlled by Mr. Roberto Angelini, directly owns 5.7928% of AntarChile S.A.'s shares.

→ The aforementioned Inversiones Senda Blanca Limitada, statutorily controlled by Patricia Angelini Rossi, directly owns 4.3446% of AntarChile S.A.'s shares.

→ Finally, AntarChile S.A. itself appears as of 12.31.2024 as the owner of 965,097 shares of its own issue, that is 0.2122% of the total shares of this company.

Accordingly, AntarChile S.A.'s controlling group holds as a total percentage of 74.4826%, directly and indirectly.

Finally, it is put on the record that the abovementioned Inversiones Angelini y Compañía Limitada directly owns 0.15075% of Empresas Copec S.A. shares and indirectly owns, through its subsidiary Inmobiliaria y Turismo Río San José S.A., 0.04934% of Empresas Copec S.A.'s shares.

# Empresas Copec and its shareholders

NCG 461 (2.3.4.II / 2.3.4.III)

Empresas Copec is a publicly traded corporation and is subject to the supervision of the Financial Market Commission (CMF for its acronym in Spanish).

The Company is controlled by AntarChile, a publicly traded corporation that is registered in the Securities Registry and is also subject to the oversight of the Financial Market Commission.

As of December 31, 2024, Empresas Copec had 6,166 shareholders and 1,299,853,848 common shares, all of the same value. Meanwhile, the percentage of the Company that was not in the hands of the controlling shareholder reached 39.18%

## TWELVE LARGEST SHAREHOLDERS AS OF DECEMBER 31, 2024

SHAREHOLDER NAME	TAXPAYER N°	N° OF SHARES	%
AntarChile S.A.	96.556.310-5	790,581,560	60.82
Banco de Chile by State Street Account	97.004.000-5	31,245,004	2.40
Forestal y Pesquera Callaqui S.A.	96.513.480-8	29,731,091	2.29
Viecal S.A.	81.280.300-K	29,439,066	2.26
Banco Santander - JP Morgan	33.338.330-6	27,240,175	2.10
Banchile Corredores de Bolsa S.A.	96.571.220-8	25,363,173	1.95
Minera Valparaiso S.A.	90.412.000-6	22,027,125	1.69
Banco de Chile on behalf of third parties	33.338.248-2	19,766,368	1.52
Forestal y Pesquera Copahue S.A.	79.770.520-9	18,692,371	1.44
Bice Inversiones Corredores de Bolsa S.A.	79.532.990-0	16,084,705	1.24
Servicios y Consultoría Ltda.	93.865.000-4	15,446,423	1.19
Habitat C Pension Fund	33.500.000-5	14,989,104	1.15
<b>Subtotal</b>		<b>1,040,606,165</b>	<b>80.06</b>
<b>Total shares</b>		<b>1,299,853,848</b>	

Indicator verified by Deloitte. For more information see section "External verification" in chapter 8.



Photo | Copec Service Station, Quintero, Chile



## Other majority shareholders

The following shareholders control directly or through some type of relationship with each other, more than 10% of the voting capital of the company.

All these shareholders belong to the same business group (Matte Group), controlled by means of a formal joint control and participation agreement with respect to Forestal O'Higgins S.A. and other companies. It is expressly stated that the abovementioned joint control and participation agreement contains limitations on the free disposal of shares. The following members of the Larraín Matte, Matte Capdevila and Matte Izquierdo families are behind the controlling shareholder, in the following manner and proportions:

- Patricia Matte, RUT 4.333.299-6 (6.49%) and her children:
  - María Patricia Larrain, RUT 9.000.338-0 (2.56%),
  - María Magdalena Larrain, RUT 6.376.977-0 (2.56%),
  - Jorge Bernardo Larrain, RUT 7.025.583-9 (2.56%),
  - Jorge Gabriel Larrain, RUT 10.031.620-K (2.56%).
- Eliodoro Matte, RUT 4.436.502-2 (7.22%) and his children:
  - Eliodoro Matte, RUT 13.921.597-4 (3.26%),
  - Jorge Matte, RUT 14.169.037-K (3.26%),
  - María del Pilar Matte, RUT 15.959.356-8 (3.26%).
- Bernardo Matte, RUT 6.598.728-7 (4.26%) and his children:
  - Bernardo Matte, RUT 15.637.711-2 (4.61%),
  - Sofía Matte, RUT 16.095.796-4 (4.61%),
  - Francisco Matte, RUT 16.612.252-K (4.61%).

SHAREHOLDER NAME	TAXPAYER N°	N° OF SHARES	%
Forestal y Pesquera Callaqui S.A.	96.513.480-8	29,731,091	2.29
Viecal S.A.	81.280.300-K	29,439,066	2.26
Minera Valparaíso S.A.	90.412.000-6	22,027,125	1.69
Forestal y Pesquera Copahue S.A.	79.770.520-9	18,692,371	1.44
Servicios y Consultoría Ltda.	93.865.000-4	15,446,423	1.19
Forestal, Constructora y Comercial del Pacífico Sur S.A.	91.553.000-1	10,638,898	0.82
Cominco S.A.	81.358.600-2	5,513,550	0.42
Coindustria Ltda.	80.231.700-K	2,523,163	0.19
Inmobiliaria Choapa S.A.	83.104.400-4	2,209,330	0.17
Inmobiliaria Rapel S.A.	83.104.700-3	1,164,237	0.09
Agrícola e Inmobiliaria Las Agustinas S.A.	83.104.900-6	422,717	0.03
Inmobiliaria Bureo S.A.	83.164.900-3	275,500	0.02
Forestal Bureo S.A.	87.014.900-K	13,743	0.00
Others		1,859,572	0.14
<b>Total shares</b>		<b>139,956,786</b>	<b>10.77</b>

# Stock information

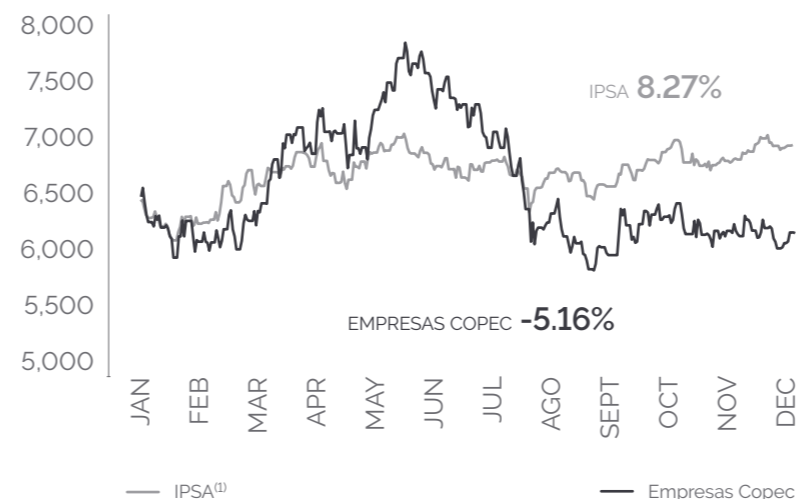
NCG 461 (2.3.4.III)

During 2024, Empresas Copec shares were traded on the Santiago Stock Exchange and the Chilean Electronic Stock Exchange under the mnemonic code COPEC, as detailed in the following table.

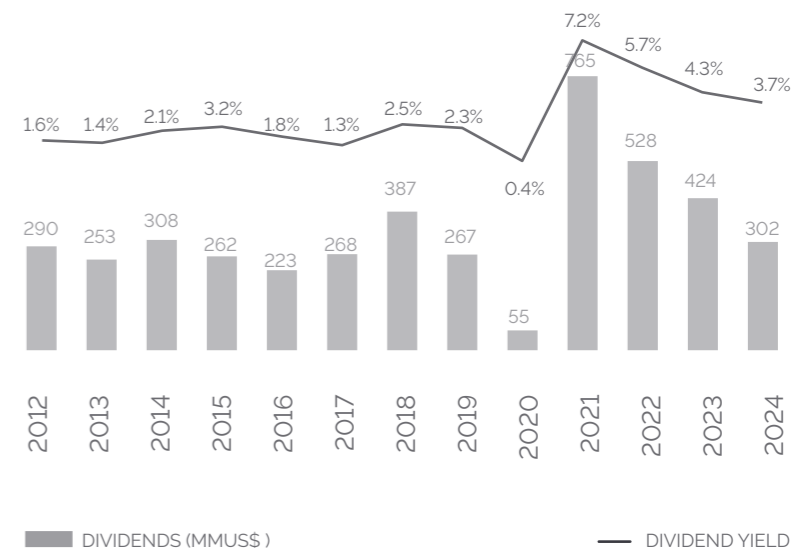
In addition, in 2024 Empresas Copec was selected to join important international sustainability indexes, such as the Dow Jones Sustainability Index Chile, FTSE4Good Index and MSCI Sustainability Index.

On the other hand, the performance of the share price on the Santiago Stock Exchange compared to the SPCLXIPSA stock market index during 2024 is shown in the graphs below.

SHARE PRICE COPEC VS. IPSA YEAR 2024



DIVIDENDS DISTRIBUTED AND DIVIDEND YIELD<sup>(2)</sup>  
MILLIONS OF DOLLARS



YEAR	QUARTER	UNITS	AMOUNT (THCH\$)	AVERAGE PRICE (CH\$)
2023	First	47,152,802	276,719,419	5,868.57
	Second	44,084,412	253,972,670	5,761.05
	Third	42,545,155	265,788,007	6,247.20
	Fourth	32,899,501	211,119,782	6,417.11
2024	First	35,168,869	223,040,342	6,341.98
	Second	43,113,332	314,638,648	7,297.94
	Third	46,394,876	289,332,755	6,236.31
	Fourth	32,622,743	200,017,303	6,131.22

1. IPSA based on closing price Empresas Copec year 2022

2. Dividend Yield calculated based on dividends paid per calendar year, stock market value and exchange rate at the date of payment of each dividend.

Indicator verified by Deloitte. For more information see section "External verification" in chapter 8.



# | Transfers

NCG 461 (2.3.4.III) 

The changes in the ownership interest of the largest shareholders in Empresas Copec S.A. between December 31, 2023 and 2024:

SHAREHOLDER NAME	TAXPAYER N°	N° OF SHARES	
		2024	2023
AFP Habitat	98.000.100-8	36,189,875	37,270,002
Banco de Chile por Cuenta State Street	97.004.000-5	31,245,004	37,336,330
Banco Santander - JP Morgan	97.036.000-K	27,240,175	24,819,725
AFP Provida	98.000.400-7	26,527,195	30,055,045
Banchile Corredores de Bolsa S.A.	96.571.220-8	25,363,173	24,006,582
AFP Cuprum	98.001.000-7	24,696,267	24,102,153
AFP Capital	98.000.000-1	23,037,826	24,144,638
Banco de Chile por Cuenta de Terceros	97.004.000-5	19,766,368	17,749,394



# | Equity ownership of directors and senior executive

Empresas Copec does not set limits on directors and senior executives' equity ownership.

However, with the aim of guaranteeing to all agents of the stock market the correct symmetry in access and use of public information, and to prevent insider information from being used for personal benefit, blackout periods are established where purchasing or selling Company shares is not allowed.

As of December 31, 2024, equity interests held, directly and indirectly, by directors and senior executives of Empresas Copec S.A. were as follows:

DIRECTORS	
<b>Roberto Angelini</b>	Directly owns 24,242 shares accounting for 0.002% of Empresas Copec and participates in companies that own the same Company, as reported in "Controlling Shareholders".
<b>Jorge Andueza</b>	Directly owns 108 shares accounting for 0.000% of Empresas Copec and participates in companies that own 77,343 shares, accounting for 0.006% of the same Company.
<b>Marcela Achurra</b>	Does not directly own any shares of Empresas Copec and does not participate in companies that own Empresas Copec.
<b>Maurizio Angelini</b>	Directly owns 625 shares, accounting for 0.000% of Empresas Copec and participates in companies that own the same Company, as reported in "Controlling Shareholders".
<b>Juan Edgardo Goldenberg</b>	Directly owns 10,000 shares accounting for 0,001% de Empresas Copec y participates in companies that own 4,541 shares, representing 0.000% of the same Company.
<b>José Tomás Guzmán</b>	Directly owns 5,399 shares accounting for 0.000% of Empresas Copec and participates in companies that own 710,174 shares, representing 0.055% of the same Company.
<b>Karin Jürgensen</b>	Does not directly own any shares of Empresas Copec and does not participate in companies that own Empresas Copec.
<b>Andrés Lehuedé</b>	Directly owns 9,290 shares accounting for 0.001% of Empresas Copec and does not participate in any companies that own the same Company.
<b>Francisco León</b>	Does not directly own any shares of Empresas Copec and does not participate in companies that own Empresas Copec.

### SENIOR EXECUTIVES

**Eduardo Navarro** Does not directly own shares of Empresas Copec and does not participate in companies that own Empresas Copec.

**Jorge Ferrando** Does not directly own shares of Empresas Copec and does not participate in companies that own Empresas Copec. In addition, his spouse, Mrs. María Cristina Silva Méndez, owns 2,552 shares, representing 0.000% of Empresas Copec.

**Rodrigo Huidobro** Directly owns 1,067 shares, representing 0.000% of Empresas Copec, and does not participate in companies that own the same Company.

**Francisca Riveros** Does not directly own shares of Empresas Copec and does not participate in companies that own Empresas Copec.

**Sebastián Dittborn** Does not directly own shares of Empresas Copec and does not participate in companies that own Empresas Copec.

**Marianne Haramoto** Does not directly own shares of Empresas Copec and does not participate in companies that own Empresas Copec.

**Cristián Palacios** Does not directly own shares of Empresas Copec and does not participate in companies that own Empresas Copec.

**María Dolores Ugarte** Does not directly own shares of Empresas Copec and does not participate in companies that own Empresas Copec.

**Ricardo Vargas** Directly owns 42 shares, representing 0.000% of Empresas Copec and participates in companies that own 400 shares representing 0.000% of the same Company.



# Profit sharing

NCG 461 (2.3.4.II)

As of December 31, 2024, the Company's subscribed and paid-in capital amounted to US\$ 686,113,724.13 distributed in 1,299,853,848 subscribed and paid-in shares. Meanwhile, as of December 31, 2024, a profit of US\$ 1,111,158,860.53 is recorded, which is proposed to be distributed as indicated:

PROFIT SHARING	US\$
To cover interim dividend N° 47, of US\$ 0.1360 per share	176,780,123.33
To cover final dividend N° 48, of US\$ 0.16949 per share, to be distributed	220,312,228.70
To remaining balance of retained earnings fund	714,066,508.50
<b>Total income for the year</b>	<b>1,111,158,860.53</b>

Should the Shareholders' Meeting approve the proposed distribution, composition of the equity accounts shall be as follows:

FINAL COMPOSITION OF EQUITY ACCOUNTS	THUS\$
Paid-in capital	686,114
Other reserves	(1,625,017)
Retained earnings	13,898,831
<b>Total equity</b>	<b>12,959,928</b>

The Board of Directors has agreed to propose to the Ordinary Shareholders' Meeting the distribution of final dividend N° 48 of US\$ 0.16949 per share. This amount, added to interim dividend N° 47, paid in December 2024, yields a total dividend distribution of US\$ 397.092 billion, representing 30.00% of the distributable net income for fiscal 2024, as follows:

DISTRIBUTION OF DIVIDEND	THUS\$
Earnings for the year according to Statement of Financial Position	1,111,159
Adjustments to distributable earnings <sup>(1)</sup>	212,478
<b>Distributable net income</b>	<b>1,323,637</b>

CASH DIVIDENDS	
Interim dividend distributed in December 2024 of US\$ 0.1360 per share	176,780
Plus: Final dividend proposed by the Board of Directors to be distributed, US\$ 0.16949 per share	220,312
<b>Total dividends for 2024 results</b>	<b>397,092</b>
<b>Effective percentage of distributable net income</b>	<b>30.00%</b>

In the coming years, the Board of Directors intends to propose to the shareholders the distribution of 30% of the distributable net income obtained therein.


DIVIDENDS	DATE	US\$ /SHARE
Final N° 39	May 2021	0.048500
Interim N° 40	October 2021	0.210000
Interim N° 41	November 2021	0.330000
Final N° 42	May 2022	0.173300
Interim N° 43	December 2022	0.232800
Final N° 44	May 2023	0.287000
Interim N° 45	December 2023	0.039300
Final N° 46	May 2024	0.096500
Interim N° 47	December 2024	0.136000

1. Read note 23 of Empresas Copec's Consolidated Financial Statements.

Indicator verified by Deloitte. For more information see section "External verification" in chapter 8.



# Annual Management Report of the Directors' Committee

NCG 461 (3.3.IV / 3.3.VI) 

In accordance with Circular N° 1,956 of the Financial Market Commission, the Board of Directors nominated at its ordinary meeting of April 25, 2024 the persons who would be members of the Directors' Committee referred to in Article 50 bis of Law N° 18,046. The persons appointed on that occasion were Mrs. Marcela Achurra, Mrs. Karin Jürgensen and Mr. Juan Edgardo Goldenberg. It is worth mentioning that the former is an independent director, was appointed chairwoman of the Committee and is responsible for communicating the matters discussed to the Board of Directors of Empresas Copec S.A.

During the 2024 fiscal year, the Committee was dedicated to fulfilling its duties and exercising the powers established by law, which, among other matters, meant examining the reports submitted by the external auditors and the financial statements

submitted by the management, and make recommendations regarding them; propose to the Board of Directors external audit firms and risk raters; examine the remuneration systems and compensation plans for managers, chief executives and collaborators; and finally, it examines the background information related to the transactions referred to in Title XVI of Law N° 18,046 on Corporations, issuing the corresponding reports. In this last point, it should be noted that the Committee analyzed the transactions referred to in this Title, verifying that the operations carried out are in accordance with market conditions and the social interest. Likewise, the Committee proposed to the Board of Directors a Customary Transactions Policy in accordance with Article 147 letter b) of Law N° 18,046 and the General Rule N° 501 of the Financial Market Commission, which was approved and

disclosed as material fact. In addition, the Company's Board of Directors specifically instructed the Directors' Committee to review, in support of its work and on a non-resolutionary basis, the following matters: Internal Audit, Financial Investments and Risk Management.

The Committee met nine times, with the attendance of the Chief Executive Officer, the secretary of the Committee and the Chief Finance Officer or, in the absence of the latter, the general accountant or finance and investor relations director; and, when appropriate, with PwC external auditors, KPMG internal auditors and Deloitte executives in charge of risk management. The main subjects reviewed in each session are listed below:



SESSION	DATE	REVISED SUBJECT	DETAIL
<b>1) Session N° 159</b>	January 24, 2024	→ Compensation system for managers, senior executives and collaborators	• The main aspects of the remuneration and compensation system for the Company's managers, senior executives and employees are presented.
		→ New CMF's NCG N° 501	• The secretary of the Committee spoke about the new General Rule N° 501 of the Financial Market Commission (CMF) on the policy of habituality and the new obligation to report on a semiannual basis on the transactions with related parties.
		→ Fees to auditing firms	• A detail of the fees paid by the Company in 2023 to the audit firms that provided consulting services in the areas of internal audit, external audit, tax consulting, financial consulting, risk management and other activities was presented.
		→ Related operation	• It was agreed to recommend to the Board of Directors the approval of the fees proposed by Portaluppi, Guzmán y Bezanilla Asesorías Limitada for legal services.
		→ 2024 Committee meeting schedule	• The schedule of meetings of the Committee was agreed upon, and the subjects to be discussed at each meeting were determined.
<b>2) Session N° 160</b>	February 28, 2024	→ 2023 Financial Statements and External Auditors' Report	• It was agreed to submit for the approval of the Board of Directors the Financial Statements corresponding to fiscal year 2023 and the respective External Auditors' Report.
		→ Contracts with Related Companies, Quarterly Report	• The background information of transactions with related parties was examined, which, according to information provided by management and the respective subsidiaries, are carried out in market conditions.



SESSION	DATE	REVISED SUBJECT	DETALLE
<b>3) Session N° 161</b>	March 26, 2024	→ External Audit	<ul style="list-style-type: none"> <li>After reviewing the background, it is agreed to propose to the Company's Board of Directors, so that it in turn recommends it to the Ordinary General Shareholders' Meeting, the appointment of PwC as the Company's external auditors for the 2024 fiscal year. Secondly, EY was proposed.</li> </ul>
		→ Private Risk Raters	<ul style="list-style-type: none"> <li>It was agreed to propose to the Company's Board of Directors, so that it in turn would suggest it to the Ordinary Shareholders' Meeting, the appointment of the firms Fitch Chile Clasificadora de Riesgos Limitada and Feller Rate Clasificadora de Riesgo Limitada as private risk raters for fiscal year 2024.</li> </ul>
		→ Financial Statements	<ul style="list-style-type: none"> <li>The CFO presented a proposal requested to PwC, whose objective is to achieve an additional degree of reliability of the company's financial information. It was agreed to propose its approval to the Board of Directors.</li> </ul>
<b>4) Session N° 162</b>	May 8, 2024	→ Trial result	<ul style="list-style-type: none"> <li>Note was taken of the material fact published by Metrogas informing about the second instance sentence in the legal cases followed by Transportadora de Gas del Norte S.A. (Argentina); it was included in the Note on Subsequent Events of the Financial Statements as of March 31, 2024.</li> </ul>
		→ Financial Statements of the Company as of March 31, 2024	<ul style="list-style-type: none"> <li>It was agreed to submit the financial statements for the first quarter of fiscal year 2024 for the approval of the Board of Directors.</li> </ul>
		→ Contracts with related companies, quarterly report	<ul style="list-style-type: none"> <li>The Company examined the background of transactions with related parties, which, as reported by management and the respective subsidiaries, are carried out under market conditions.</li> </ul>
<b>5) Session N° 163</b>	June 26, 2024	→ Related company transaction	<ul style="list-style-type: none"> <li>It was agreed to recommend to the Board of Directors the approval of the fees proposed by Portaluppi, Guzmán y Bezanilla Asesorías Limitada for legal services.</li> </ul>
		→ Investment portfolio	<ul style="list-style-type: none"> <li>The Investment Policy and the composition of the financial investment portfolio were reviewed in terms of instruments, currencies, limits, type of management and controls.</li> </ul>
		→ Financing Policy and Investment Policy	<ul style="list-style-type: none"> <li>The CFO explained the main characteristics and metrics of the Financing Policy, which aims to achieve financial sustainability to enable the continuity and growth of the business, as well as to maximize the value of the Company and provide an adequate long-term return to shareholders.</li> <li>It was agreed to propose to the Board of Directors the modifications to the Investment Policy proposed by third party experts in the field after an advisory process to the financial investment portfolio.</li> </ul>
		→ New General Habituality Policy	<ul style="list-style-type: none"> <li>It was agreed to review the relevance of having a General Habituality Policy considering certain operations carried out by Empresas Copec.</li> </ul>
		→ General Conflict of Interest Policy	<ul style="list-style-type: none"> <li>The Secretary of the Committee was asked to review the General Policy on Conflicts of Interest in order to propose to the Committee any modifications to the policy if such a review reveals any that can be improved.</li> </ul>
		→ Related party transaction	<ul style="list-style-type: none"> <li>It was agreed to recommend to the Board of Directors the approval of the proposed work and fees of Portaluppi, Guzmán y Bezanilla Asesorías for legal services.</li> </ul>



SESSION	DATE	REVISED SUBJECT	DETALLE
6) Session N° 164	July 10, 2024	→ Risk Management	• Deloitte presented the main activities carried out during the period in the area of Risk Management and the planning of activities for the 2024 fiscal year.
		→ Internal Audit	• KPMG presented the Company's 2024 Internal Audit Plan and progress status.
		→ Related company transaction	• It was agreed to recommend to the Board of Directors the approval of the fees proposed by Portaluppi, Guzmán y Bezanilla Asesorías Limitada for legal services.
		→ General Habituality Policies	• The Secretary of the Committee reported to the Committee on the analysis made as to whether certain transactions of Empresas Copec with some banks and financial entities could be considered as transactions with related parties. It was agreed to prepare a draft of the General Habituality Policy to be presented to the Board of Directors.
		→ General Conflict of Interest Policy	• Regarding the review of the General Conflict of Interest Policy requested by the Committee in the previous session, changes were suggested and another review was requested before proposing for approval to the Board of Directors.
7) Session N° 165	August 13, 2024	→ Financial Statements as of June 2024 e External Auditors' Report	• PwC presented the results of the limited audit review for the first half of the year. The administration and finance director conducted a presentation regarding the Financial Statements as of June 2024, highlighting the main variations in equity, results, cash flow, assets, liabilities, and investments, as well as in the note on operating segments. • After the presentation by Management and the external auditors, it was agreed to submit for the approval of the Board of Directors the Financial Statements for the first half of fiscal year 2024.
		→ Related company transaction	• It was agreed to recommend to the Board of Directors the approval of the fees proposed by Portaluppi, Guzmán y Bezanilla Asesorías Limitada for legal services.
		→ Contracts with related companies, quarterly report	• The background of transactions with related parties was examined, which, according to information provided by management and the respective subsidiaries, are carried out in market conditions.
		→ Habituality Policy and Conflict of Interest Management Policy	• Drafts of the Habituality Policy and the Conflict of Interest Management Policy were submitted for the Committee's review and proposed to the Board of Directors.
8) Session N° 166	November 6, 2024	→ Financial Statements as of September 30, 2024	• After reviewing them with Management, it was agreed to submit the Financial Statements for the third quarter of fiscal year 2024 for the approval of the Board of Directors.
		→ Contracts with related companies, quarterly report.	• The background of transactions with related parties was examined, which, according to information provided by management and the respective subsidiaries, are carried out in market conditions.
		→ Habituality Policy	• It was agreed to propose to the Board of Directors the approval of the Customary Operations Policy.
		→ CMF sanctioning resolution	• It was approved to send a communication to PwC for the resolution of the Financial Market Commission (CMF) that fined one of its partners for non-compliance with the rules regarding the independence requirements applicable to audit work.
		→ New CMF's NCG N° 519	• The secretary of the Committee presented the changes in the General Standard N° 519 of the CMF, which amends, among others, NCG N° 30 and 461, which regulate the content of the Integrated Report.





SESSION	DATE	REVISED SUBJECT	DETALLE
9) Session N° 167	December 11, 2024	→ External Audit	• PwC presented its Internal Control Report for the Company. New accounting standards and suggested rules to be applied during the current and future fiscal years were presented.
		→ Internal Audit	• KPMG presented a report on the work developed during the year in the internal audit of the Company.
		→ Risk Management	• Deloitte conducted a presentation with the activities carried out during the year in terms of updating and Strategic Risk Management and action plans.
		→ Related company transaction	• It was agreed to recommend to the Board of Directors the approval of the fees proposed by Portaluppi, Guzmán y Bezanilla Asesorías Limitada for legal services.
		→ New MFNC N° 519 of the CMF	• The Secretary of the Committee presented the changes in the General Standard N° 519 of the CMF, specifically in relation to the responsibility of the Board of Directors and the Committee in Risk Management matters.

During 2024, all members of the Committee were paid US\$ 143,386 in compensation, which was approved at the last Ordinary Shareholders' Meeting held on April 24, 2024. It is worth mentioning that the Committee did not incur expenses in accordance with the budget approved by the Shareholders' Meeting. The Committee has prepared this Annual Performance Report to be included in the Integrated Report and disclosed at the next Annual Shareholders' Meeting.




Photo | Innovation Room, Empresas Copec corporate building, Santiago, Chile

# Board of Directors in figures

NCG 461 (3.2.XIII)

CRITERIA		MEN	WOMEN	TOTAL
→ By gender	• Directors	7	2	9
	• Alternative directors	0	0	0
→ With disabilities	• Without disabilities	7	2	9
	• With disabilities	0	0	0
→ By nationality	• Chilean	7	2	9
	• Foreign	0	0	0
→ Independence of the Board	• According to Law N° 18,045	0	1	1
	• Under S&P criteria	3	2	5
→ By seniority	• Less than de 3 years	1	0	1
	• Between 3 and 6 years	1	2	3
	• More than 6 years and less than 9	2	0	2
	• Between 9 and 12 years	0	0	0
	• More than 12 years	3	0	3
→ By age range	• Less than 30 years old	0	0	0
	• Between 30 and 40 years old	0	0	0
	• Between 41 and 50 years old	1	0	1
	• Between 51 and 60 years old	1	2	3
	• Between 61 and 70 years old	2	0	2
	• Over 70 years old	3	0	3

Indicator verified by Deloitte. For more information see section "External verification" in chapter 8.



## Management in figures

CRITERIA		MEN	WOMEN	TOTAL
→ By gender	• Executives	6	2	8
	• Without disabilities	6	2	8
→ With disabilities	• With disabilities	0	0	0
	• Chilean	6	2	8
→ By nationality	• Foreign	0	0	0
	→ By seniority	• Less than 3 years	0	1
	• Between 3 and 6 years old	1	1	2
	• More than 6 years and less than 9	1	0	1
	• Between 9 and 12 years old	0	0	0
	• More than 12 years old	4	0	4
→ By age range	• Under 30 years old	0	0	0
	• Between 30 and 40 years old	0	0	0
	• Between 41 and 50 years old	4	2	6
	• Between 51 and 60 years old	1	0	1
	• Between 61 and 70 years of age	1	0	1
	• Over 70 years old	0	0	0



## Other relevant information



### Fines and sanctions

NCG 461 (8.1)

In Empresas Copec S.A., during the year 2024, there were no enforceable sanctions in relation to customers, workers (including labor protection actions), environmental, free competition or regulatory non-compliance as part of Law N° 20,393 on criminal liability of legal entities. Likewise, no compliance programs or environmental damage remediation plans were approved or executed.

### Patents, licenses, franchises, royalties and/or concessions

As of December 31, 2024, Empresas Copec S.A. has no patents, licenses, franchises, royalties and/or concessions.

### Balances and transactions with related parties

Information on balances and transactions with related entities is included in Note 18 to the consolidated financial statements.

### Property and facilities

As of December 31, 2024, the Parent Company owns its corporate offices of 2,714 m<sup>2</sup>, which are located at Av. El Golf 150, and maritime concessions in Arica and Caldera. The Company does not own any other relevant concessions, land and/or facilities, nor does it have land reserved for future projects.

### Other securities

Information regarding other securities issued by the entity other than shares is contained in Note 3, section 3.4 of the consolidated financial statements.



## Contributions to guilds and associations

Empresas Copec and its subsidiaries contribute to several initiatives in line with their business and context, in accordance with their internal policies. They also actively participate in associations and memberships, which are detailed on the following page.

### → GLOBAL COMPACT

The Company joined the Global Compact in 2021, which ratifies its commitment to the UN's Ten Fundamental Principles of Sustainability and the Universal Declaration of Human Rights. In this way, Empresas Copec is committed to generating alliances that contribute to the fulfillment of the United Nations 2030 Agenda and its Sustainable Development Goals.

### → ACCIÓN EMPRESAS

Through a partnership with Acción Empresas, an organization that is part of the World Business Council for Sustainable Development (WBCSD), the Company is part of the pilot group of five sustainability criteria, a commitment signed in 2022 that seeks to make progress in: carbon neutrality; human rights-due diligence; inclusion-diversity; biodiversity; and transparency-reportability.

### → ICARE

By contributing to Icare, the Company seeks to have a meeting point for systematic reflection on business management and its present and future approach, providing management levels with relevant information on the national and international environment, facilitating the understanding and timely evaluation of the forces driving the markets and the trends that influence business operations.

### → SOFOFA

Empresas Copec participates in Sofofa, created with the aim of validating the private sector as a reliable and relevant actor in the project to make Chile a developed, modern and inclusive country. It should be noted that the CEO of Empresas Copec, an elective director, is a member of Sofofa's Sustainable Business Development Committee, a space that fosters the exchange of experiences and learning that promote business development in this area.

### → FOCCO

Association that brings together managers and communication professionals in companies, consulting firms and institutions in Chile, with the purpose of helping to value the role of strategic communication in organizations to enhance corporate reputation.

In 2024, the contribution of Empresas Copec S.A. to these entities amounted to US\$ 170,591. It is worth mentioning that the Company has not made any contributions to political parties in the reported period.

# List of associations and guilds

NCG 461 (6.1.VI)

COMPANY	ASSOCIATIONS AND GUILDS			
	<ul style="list-style-type: none"> <li>• Acción Empresas</li> <li>• Centro de Estudios Públicos</li> <li>• Foro de Comunicación Corporativa (Focco)</li> </ul>	<ul style="list-style-type: none"> <li>• Fundación Libertad y Desarrollo</li> <li>• Instituto Chileno de Administración Racional de Empresas (Icare)</li> </ul>	<ul style="list-style-type: none"> <li>• Global Compact Network Chile</li> <li>• Sociedad de Fomento Fabril (Sofofa)</li> </ul>	
FORESTRY SECTOR				
ARAUCO	→ Argentina	<ul style="list-style-type: none"> <li>• Administración de Parques Nacionales</li> <li>• Aglomerado Productivo Forestal Misiones y Corrientes (APF)</li> <li>• Asociación Amigos de Guapoy</li> <li>• Asociación Civil Consejo de Manejo Responsable de los Bosques y Espacios Forestales</li> <li>• Asociación de Bomberos Voluntarios de Libertad</li> <li>• Asociación de Fabricantes de Celulosa y Papel, Argentina (AFCP)</li> <li>• Asociación Forestal Argentina (AFOA)</li> <li>• Aves Argentinas-Asociación Ornitológica de La Plata Guira Oga</li> <li>• Cámara Argentina de Aserraderos de Maderas, Depósitos y Afines</li> <li>• Cámara Argentina de la Industria de la Madera Aglomerada (CAIMA)</li> <li>• Cámara de Comercio Argentino Chilena</li> </ul>	<ul style="list-style-type: none"> <li>• Centro de Investigaciones del Bosque Atlantico (CEIBA)</li> <li>• Colegio de Ingenieros Forestales</li> <li>• Tabay and Tupicúa Creek Water Basin Committee CONICET</li> <li>• Consejo Empresario Argentino para el Desarrollo Sostenible (CEADS)</li> <li>• Iguazú Forestry Protection Consortium</li> <li>• Consorcio Forestal Corrientes Norte</li> <li>• Cuerpo de Guardaparques del Ministerio de Ecología de la Provincia de Misiones</li> <li>• Facultad de Ciencias Exactas Químicas y Naturales (UNaM)</li> <li>• Facultad de Ciencias Exactas y Naturales de la Universidad de Buenos Aires</li> <li>• Facultad de Ciencias Forestales de la Universidad Nacional de Misiones</li> <li>• Federación Argentina de la Industria de la Madera y Afines (FAIMA)</li> <li>• FSC Internacional</li> </ul>	<ul style="list-style-type: none"> <li>• Fundación Habitat &amp; Desarrollo</li> <li>• Fundación Humedales (wetlands)</li> <li>• Fundación Mediterránea Fundación Temaiken</li> <li>• Fundación Vida Silvestre Argentina</li> <li>• Institute of Subtropical Biology (IBS)</li> <li>• Instituto de Pesquisas e Estudos Florestais (IPEF)</li> <li>• National Institute of Agricultural Technology (INTA)</li> <li>• LIDE</li> <li>• Gruta India Municipal Park (Garuhape Municipality)</li> <li>• Swamp Project</li> <li>• Güira Oga Wildlife Refuge</li> <li>• UIA Unión Industrial Argentina</li> <li>• UIZ Unión Industrial Zárate</li> <li>• Una Nochebuena para Todos</li> </ul>



COMPANY ASSOCIATIONS AND GUILDS

🌲 FORESTRY SECTOR

ARAUCO	→ Australia	<ul style="list-style-type: none"> <li>• Glue Laminated Timber Association of Australia</li> </ul>						
	→ Brazil	<ul style="list-style-type: none"> <li>• Associação Brasileira de Normas Técnicas (ABNT)</li> <li>• Brazilian Technical Association of Cellulose and Paper (ABTCP)</li> <li>• Associação das Empresas da Cidade Industrial de Araucária</li> <li>• Associação de Usuários de Informática e Telecomunicações</li> <li>• Associação Gaúcha de Empresas Florestais (AGEFLOR)</li> <li>• Associação Paranaense de Empresas de Base Florestal (APRE)</li> </ul>	<ul style="list-style-type: none"> <li>• Associação Sul-Mato-Grossense de Produtores e Consumidores de Florestas Plantadas (REFLORE)</li> <li>• CAMCORE</li> <li>• Diálogo Florestal</li> <li>• Federação da Agricultura e Pecuária do Estado do Mato Grosso do Sul (FAMASUL)</li> <li>• Federação dos trabalhadores nas Indústrias do Estado do Paraná</li> <li>• FSC® Brazil - Forest Stewardship Council®</li> </ul>			<ul style="list-style-type: none"> <li>• FSC® Internacional - Forest Stewardship Council®</li> <li>• Indústria Brasileira de Árvores (IBÁ)</li> <li>• Indústria Brasileira de Árvores (IBÁ)</li> <li>• Instituto de Pesquisas e Estudos Florestais (IPEF)</li> <li>• Rede Mulher Florestal</li> <li>• Sociedade de Investigações Florestais (SIF)</li> </ul>		
	→ Chile	<ul style="list-style-type: none"> <li>• Acción Empresas</li> <li>• Asociación de Industriales del Centro, Región del Maule</li> <li>• Asociación Gremial de Contratistas Forestales</li> <li>• Cámara Chileno Argentina</li> <li>• Cámara Chileno Brasileña de Comercio</li> <li>• Cámara Chileno Norteamericana de Comercio</li> <li>• Cámara Chileno-Británica de Comercio</li> <li>• Cámara Chileno-China de Comercio, Industria y Turismo</li> </ul>	<ul style="list-style-type: none"> <li>• Cámara de Comercio Asia Pacífico (APCC)</li> <li>• Cámara de Comercio e Industria de Valdivia</li> <li>• Cámara de Comercio Italiana de Chile</li> <li>• Cámara de Comercio, Turismo e Industria de Mariquina</li> <li>• Cámara de la Producción y del Comercio Biobío</li> <li>• Corporación Chilena de la Madera</li> <li>• Corporación de Adelanto y Desarrollo de la Provincia de Arauco</li> </ul>			<ul style="list-style-type: none"> <li>• Fundación Belén Educa</li> <li>• Icare</li> <li>• Instituto Regional de Administración de Empresas</li> <li>• Pontificia Universidad Católica de Chile</li> <li>• Red Pacto Global Chile</li> <li>• Sociedad de Fomento Fabril</li> <li>• Universidad de Chile, Facultad de Economía y Negocios</li> </ul>		
	→ Colombia	<ul style="list-style-type: none"> <li>• Cámara Colombo-Chilena de Comercio</li> </ul>						
	→ Mexico	<ul style="list-style-type: none"> <li>• Asociación de Industriales del Estado de Michoacán</li> <li>• Asociación de Industriales Forestales de Durango</li> <li>• Asociación Nacional de Fabricantes de Tableros de Madera A.C.</li> </ul>	<ul style="list-style-type: none"> <li>• Asociación Nacional de Importadores y Exportadores de Productos Forestales A.C.</li> <li>• Asociación Nacional de la industria Química (ANIQ)</li> <li>• Cámara Mexicana-Chilena de Comercio e Inversión</li> </ul>			<ul style="list-style-type: none"> <li>• Cámara Nacional de la Industria de Transformación (CANACINTRA)</li> <li>• National Wooden Pallet &amp; Container Association (NWPC)</li> </ul>		
	→ North America	<ul style="list-style-type: none"> <li>• American Wood Council (AWC)</li> <li>• Association of Woodworking &amp; Furnishing Suppliers</li> <li>• Carolina's Pollution Control Association (CAPCA)</li> <li>• Composite Panel Association (CPA)</li> </ul>	<ul style="list-style-type: none"> <li>• National Council for Air and Stream Improvement (NCASI)</li> <li>• NC Chamber of Commerce</li> <li>• North American Building Material Distribution Association</li> <li>• North American Wholesale Lumber Association</li> <li>• North Carolina Manufacturer's Association (NCMA)</li> </ul>			<ul style="list-style-type: none"> <li>• Oregon Manufacturing and Commerce (OMC)</li> <li>• South Carolina Manufacturer's Association (NCMA)</li> <li>• Timber Products Inspection (TP) Corporation</li> <li>• WMA - World Millwork Alliance</li> <li>• WMMPA - Wood Moulding and Millwork Producers Association</li> </ul>		
	→ Peru	<ul style="list-style-type: none"> <li>• Cámara Peruana de la Construcción</li> </ul>						



COMPANY	ASSOCIATIONS AND GUILDS			
⚡ ENERGY SECTOR				
<b>Abastible</b>	<ul style="list-style-type: none"> <li>• Acción Empresas</li> <li>• ANDA</li> <li>• Asociación Iberoamericana de GLP (AIGLP)</li> <li>• Asociación H2 Chile</li> <li>• Asociación Chilena de Comercializadores de Energía (ACEN A.G.)</li> <li>• Asociación de Mitilicultores de Chile (AMI Chile)</li> <li>• Asociación de Industriales de Arica (ASINDA)</li> </ul>	<ul style="list-style-type: none"> <li>• Asociación Industriales de Antofagasta (AIA)</li> <li>• Asociación Industriales de Iquique (AII)</li> <li>• Asociación de Industriales de Coquimbo (ASOINCO)</li> <li>• Cámara de la Producción Comercio y Turismo San Pedro De La Paz</li> <li>• Cámara de la Producción y de Comercio de Concepción (CPECC)</li> <li>• Centro de Innovación UC</li> <li>• Corporación Industrial para el Desarrollo Regional del Biobío (CIDERE BIOBÍO)</li> </ul>	<ul style="list-style-type: none"> <li>• SOFOFA</li> <li>• Fundación Generación Empresarial</li> <li>• Hoteleros de Chile</li> <li>• Salmonchile</li> <li>• WLPGA (World LPG Association)</li> </ul>	
<b>Ampere Power Energy</b>	<ul style="list-style-type: none"> <li>• Asociación de Empresas de Eficiencia Energética (A3e)</li> <li>• Asociación de Empresas de Energías Renovables</li> <li>• Asociación de Energías Renovables y Otras Tecnologías Limpias en la Comunidad Valenciana AVAESEN)</li> <li>• Asociación Española de Codificación Comercial (AECOC)</li> </ul>	<ul style="list-style-type: none"> <li>• Asociación Nacional de Empresas de Servicios Energéticos (ANESE)</li> <li>• Asociación para el Impulso de la Electrónica, las TIC, la Energía y las Tecnologías APL</li> <li>• Cámara de Comercio Valencia</li> <li>• Círculo de Empresarios</li> <li>• Confederación Empresarial de la Comunidad Valenciana (CEV)</li> </ul>	<ul style="list-style-type: none"> <li>• Fundación Conexus Madrid-Comunidad Valenciana (CONEXUS)</li> <li>• Instituto Tecnológico de la Energía</li> <li>• Unión Española Fotovoltaica (UNEF)</li> </ul>	
<b>Arcoprime</b>	<ul style="list-style-type: none"> <li>• Cámara de Comercio de Santiago</li> </ul>	<ul style="list-style-type: none"> <li>• NACS: Advancing Convenience &amp; Fuel Retailing</li> </ul>		
<b>Blue Holding</b>	<ul style="list-style-type: none"> <li>• Empleos Inclusivos</li> </ul>	<ul style="list-style-type: none"> <li>• Red de Empresas Inclusivas (ReIN)</li> </ul>	<ul style="list-style-type: none"> <li>• Pride Connection</li> </ul>	
<b>CMPD</b>	<ul style="list-style-type: none"> <li>• Asociación Fintech (Fintechile)</li> </ul>			
<b>Copec</b>	<ul style="list-style-type: none"> <li>• Acción Empresas</li> <li>• Asociación Chilena del Hidrógeno</li> <li>• Asociación de Empresas de la Región de Valparaíso (ASIVA)</li> <li>• Asociación de Industriales de Antofagasta (AIA)</li> <li>• Asociación de Industriales de Iquique (AII)</li> <li>• Asociación de Industriales de Mejillones (AIM)</li> <li>• Asociación Nacional de Avisadores (ANDA)</li> <li>• Cámara Chilena-Norteamericana de Comercio (AMCHAM)</li> </ul>	<ul style="list-style-type: none"> <li>• Cámara de Comercio de Santiago</li> <li>• Cámara la Producción y Comercio de Concepción</li> <li>• Corporación Industrial para el Desarrollo, CIDERE Biobío</li> <li>• Corporación para la regionalización del BioBío (CORBIOBÍO)</li> <li>• Emprende Tu Mente</li> <li>• Fuels Institute</li> <li>• Instituto Chileno de Administración Racional de Empresas (ICARE)</li> <li>• Instituto de Ingenieros de Chile (IING)</li> </ul>	<ul style="list-style-type: none"> <li>• Instituto Regional de Administración de Empresas (IRADE)</li> <li>• MIT Energy Initiative</li> <li>• Pacto Global</li> <li>• Sé Santiago Smart City</li> <li>• Servicio de Gestión de Crisis y Resiliencia de las Organizaciones (SECRO)</li> <li>• Sociedad Latinoamericana de Operadores de Terminales Marítimo Petroleros y Monoboyas, SLOM</li> <li>• World Energy Council</li> </ul>	



COMPANY	ASSOCIATIONS AND GUILDS		
⚡ ENERGY SECTOR			
<b>Copec Voltex</b>	<ul style="list-style-type: none"> <li>ANAC (Asociación Nacional Automotriz de Chile)</li> </ul>	<ul style="list-style-type: none"> <li>AVEC (Asociación de vehículos eléctricos de Chile)</li> </ul>	
<b>Dhemax</b>	<ul style="list-style-type: none"> <li>Asociación empresarial para el desarrollo e impulso de la movilidad eléctrica (Aedive)</li> <li>Asociación de Vehículos Eléctricos de Chile (AVEC)</li> </ul>	<ul style="list-style-type: none"> <li>Chargin Interface Initiative (CharIn)</li> <li>Confederación Española de Transporte en Autobús (Confibus)</li> </ul>	
<b>Duragas</b>	<ul style="list-style-type: none"> <li>Alianza para el Emprendimiento e Innovación. (AEI)</li> <li>Asociación Iberoamericana de Gas Licuado de Petróleo (AIGLP)</li> <li>Asociación Ecuatoriana de Empresas Comercializadoras de Gas Licuado de Petróleo (ASOGAS)</li> <li>Asociación de la Industria Hidrocarburífera del Ecuador (AIHE)</li> </ul>	<ul style="list-style-type: none"> <li>Cámara de Industrias de Guayaquil</li> <li>Cámara Oficial Española de Comercio del Ecuador</li> <li>Cámara de Comercio de Quito</li> <li>Cámara de Comercio de Guayaquil</li> </ul>	<ul style="list-style-type: none"> <li>Cámara de Comercio Ecuatoriano Chilena</li> <li>Cámara de Energía del Ecuador (CEDE)</li> <li>Corporación Ecuatoriana de Responsabilidad Social (Ceres)</li> </ul>
<b>Copec Emoac</b>	<ul style="list-style-type: none"> <li>ACEN - Asociación Chilena de Comercializadores de Energía</li> </ul>	<ul style="list-style-type: none"> <li>Pride Connection</li> </ul>	
<b>Copec Flux</b>	<ul style="list-style-type: none"> <li>Asociación Chilena de Energía Solar (ACESOL)</li> </ul>		
<b>Colgas</b>	<ul style="list-style-type: none"> <li>Asociación Colombiana de GLP (Gasnova)</li> <li>Asociación Iberoamericana de GLP</li> <li>Cámara de la Diversidad</li> </ul>	<ul style="list-style-type: none"> <li>CECODES - Nodo regional en Colombia de la Red Global del World Business Council for Sustainable Development</li> <li>Connect Bogotá</li> </ul>	<ul style="list-style-type: none"> <li>Centro de Innovación Econova</li> </ul>
<b>Organización Terpel</b>	<ul style="list-style-type: none"> <li>Agencia para la Reincorporación y la Normalización (ARN)</li> <li>Asociación Colombiana de Petróleo y Gas (ACP)</li> <li>Asociación Colombiana de Gas Natural en Colombia (NATURGAS)</li> <li>Asociación de Fundaciones Empresariales (AFE)</li> <li>Asociación Nacional de Empresarios de Colombia (ANDI)</li> <li>ALTA</li> <li>Cámara de Comerciantes LGTB</li> <li>Cámara del Hidrógeno (Andi - Naturgas)</li> <li>Casa Libertad</li> <li>Comunidad Conducta Empresarial responsable (CCB)</li> </ul>	<ul style="list-style-type: none"> <li>Corporación Mundial de la Mujer – CMMC</li> <li>Corporación Matamoros</li> <li>Empresarios por la Educación</li> <li>Fundación Acción Interna</li> <li>Fundación Arcángeles</li> <li>Fundación Soy Oportunidad</li> <li>Fundación Best buddies</li> <li>IATA</li> <li>IBIA</li> <li>Instituto Colombiano de Gobierno Corporativo, ICGC</li> </ul>	<ul style="list-style-type: none"> <li>IPG Ministerio de Trabajo</li> <li>Pacto Mundial de las Naciones Unidas: Red Pacto Global Colombia</li> <li>Principios WEP</li> <li>RedAmérica: Agremiación de Fundaciones Empresariales de Latinoamérica</li> <li>ONU Mujeres</li> <li>Secretaría de Transparencia</li> <li>Secretaría Distrital de la Mujer</li> <li>Ruta Colombiana de Integridad</li> <li>Unidad para las Víctimas</li> </ul>



COMPANY	ASSOCIATIONS AND GUILDS
---------	-------------------------

 ENERGY SECTOR

<b>Roda</b>	<ul style="list-style-type: none"> <li>• Asociación Chilena de Comercializadores de Energia (ACEN)</li> </ul>	<ul style="list-style-type: none"> <li>• Consejo Mundial de Energia en Chile (WEC Chile)</li> </ul>	<ul style="list-style-type: none"> <li>• Pacto Global Chile</li> </ul>
<b>Solgas</b>	<ul style="list-style-type: none"> <li>• Asociación Iberoamericana de Gas Líquido de Petróleo</li> </ul>	<ul style="list-style-type: none"> <li>• Sociedad Peruana de Gas Licuado de Petróleo</li> </ul>	<ul style="list-style-type: none"> <li>• Sociedad Nacional de Minería, Petróleo y Energía</li> </ul>
<b>Sonacol</b>	<ul style="list-style-type: none"> <li>• Fundación Generación Empresarial</li> <li>• Cámara de Comercio de Santiago</li> </ul>	<ul style="list-style-type: none"> <li>• Red Pacto Global Chile</li> </ul>	<ul style="list-style-type: none"> <li>• Sociedad de Fomento Fabril (Sofofa)</li> </ul>
<b>Transcom</b>	<ul style="list-style-type: none"> <li>• Chiletransportes</li> </ul>		

 FOOD SECTOR

<b>Flip</b>	<ul style="list-style-type: none"> <li>• Giro</li> </ul>		
<b>Nutrisco</b>	<ul style="list-style-type: none"> <li>• AB Chile</li> <li>• Acción Empresas</li> </ul>	<ul style="list-style-type: none"> <li>• Achiga</li> </ul>	<ul style="list-style-type: none"> <li>• Cámara de Comercio de Santiago</li> </ul>
<b>Orizon Seafood</b>	<ul style="list-style-type: none"> <li>• Acción Empresas</li> <li>• Asoc. de Armadores e Industriales Pesqueros de la Tercera y Cuarta Región (ASIPAC)</li> <li>• Asoc. Gremial de Industriales Pesqueros y Cultivos Marinos (ASIPEC)</li> <li>• Cámara de Comercio de Santiago</li> <li>• Camara de la Producción y el Comercio Biobío (CPC)</li> </ul>	<ul style="list-style-type: none"> <li>• Centro Tecnológico para la Innovación Alimentaria CORFO (CETA)</li> <li>• Instituto de Fomento Pesquero</li> <li>• Instituto de Investigación Pesquera (INPESCA)</li> <li>• Instituto Regional de Desarrollo Empresarial (IRADE)</li> </ul>	<ul style="list-style-type: none"> <li>• Pescadores industriales del Biobío</li> <li>• Parque Industrial Escuadrón</li> <li>• SONAPESCA (Sociedad Nacional de la Pesca)</li> </ul>

 OTHER INVESTMENTS

<b>Alxar</b>	<ul style="list-style-type: none"> <li>• Sociedad Nacional de Minería de Chile (Sonami)</li> </ul>
<b>Las Salinas</b>	<ul style="list-style-type: none"> <li>• Cámara Chilena de la Construcción</li> <li>• Cámara Regional de Comercio y Producción</li> </ul>





 Photo | Mina Justa Operations, San Juan de Marcona, Peru

## | Analysis of main risk factors and management of subsidiaries

Through its subsidiaries and related companies, the Group has operations in different areas related to natural resources and energy. The relevant risk factors vary depending on the type of business. Accordingly, the management of each of the subsidiaries performs its own risk management, in collaboration with their respective operating units.

### General risks

#### → Macroeconomic risks

Empresas Copec, through its subsidiaries, has operations in Chile and other countries, such as Colombia, United States, Canada, Panama, Peru, Uruguay, Brazil, Argentina, Mexico, Ecuador and, through its related companies, in Germany, Spain, Portugal and South Africa. A possible deterioration of economic conditions in these countries, or in other countries where it sells its products, could adversely affect its financial and operating performance. Likewise, fluctuations in the exchange rate, inflation, social instability, liquidity conditions for financing through debt or equity or changes in tax rates and import and export tariffs, as well as other political, legal, regulatory and economic changes originating in those countries, could have a negative effect on the financial and operating results of Empresas Copec, its subsidiaries and

related associates. Empresas Copec has been able to diversify these macroeconomic risks through its internationalization process, having today has productive assets in 16 countries, commercial presence in 30 and sales in more than 80.

#### → Changes in laws and regulations in the operating sectors

Changes in laws and regulations in the industrial sectors in which Empresas Copec operates may affect the conditions under which the Company operates in such a way that they could have a negative effect on the business and, consequently, on the Company's results. In addition, potential changes in tax laws in the countries where the Company and its subsidiaries operate could generate negative effects on the results.



→ **Facilities located in Chile are exposed to the risk of earthquakes and possible tsunamis**

Chile is located in seismic territory, which exposes plants, equipment and inventories to the risk of earthquakes and tsunamis. A potential earthquake or other catastrophe could severely damage facilities and impact estimated production and may not meet customer needs, resulting in unplanned capital expenditures or lower sales which could have a material adverse effect on the Company's financial results. The Company has taken into consideration the geographic conditions in the construction and modernization of its plants, in addition to having contingency plans in case any of these natural disasters occur. The subsidiaries have taken into consideration the geographic conditions in the construction and modernization of their plants, in addition to having contingency plans in case any of these natural disasters occur. In addition, they have insurance to protect part of the assets against these risks.

→ **Climate change**

A growing number of scientists, international organizations and regulators, among others, argue that global climate change has contributed, and will continue to contribute, to the unpredictability, frequency and severity of natural disasters (including, but not limited to, hurricanes, droughts, tornadoes, frost, storms and fires) in certain parts of the world. As a result, numerous legal and regulatory measures, as well as social initiatives, have been introduced in different parts of the world, in an effort to reduce greenhouse gas and other carbon emissions, which would be significant contributors to global climate change. In addition, public expectations regarding reductions in greenhouse gas emissions could result in increased energy, transportation and

raw material costs and may require the Company's subsidiaries to make additional investments in plant and equipment. Although we cannot predict the impact of eventually changing global climate conditions, nor can we predict the impact of legal, regulatory and social responses to concerns about global climate change, these occurrences could adversely affect the Company's business, financial condition, results of operations and cash flows.

Empresas Copec and its subsidiaries have strengthened their sustainability strategies, detecting potential risks and taking measures to mitigate the impact of these trends. In particular, Arauco contributes to the mitigation of this phenomenon as a carbon-absorbing company, which has been duly certified. In addition, it works on the investigation of several initiatives focused on reducing water consumption in its industrial operations and improving the adaptability of forests to climate change. Likewise, it has a Water Management Strategy based on the knowledge of basins and plantations, proper management of the resource, the contribution to neighboring communities and the development of communication and training actions. For its part, Copec has announced its climate change statements, establishing the goal of reaching carbon neutrality by 2030. In addition, by the end of 2021, the service stations were already carbon neutral.

→ **Social and governance risks**

It is important to avoid the possibility that there may not be sufficient social support for the different businesses in which Empresas Copec's subsidiaries operate. In this regard, Empresas Copec and its subsidiaries have spent decades developing strategies, promoting social initiatives, detecting potential risks and taking measures to mitigate the impact of these trends. On

the other hand, poor governance in a company could generate risks of poor decision making, non-compliance with regulations, deficient information or poor management of conflicts of interest, among others. Empresas Copec's governance is based on solid principles and robust systems, and is permanently reviewed to adjust it to best practices.

→ **Logistical risks**

During some periods in recent years, logistical risks have been arising in the form of lack of containers, greater spacing of shipments, port closures at destinations, among others. These risks are mitigated through a long-term relationship with logistics operators and medium and long-term contract structures for the export of its products.

→ **Other risks**

Since 2020, the COVID-19 virus has spread in the world population and caused significant social and market disruption. The impact of the virus has been declining and, as of today, is not significant. However, the effects to the global economy and to the Company of an eventual resurgence of this or any other pandemic scenario could include a variation in market prices for the products of some of the Empresas Copec's related companies, logistical complications, changes in demand, production restrictions, risks to the health and safety of employees, and variations in the prices of securities issued by the Group's companies, among other possible consequences.

On the other hand, at the end of 2019, Chile was affected by a climate of relative social and political instability, characterized by sporadic demonstrations and violence. In response to this, processes were defined to draft a new political constitution, which

was finally rejected in a plebiscite held in December 2023. The effects for the company of all of the above, or of eventual new similar developments in the country, are permanently evaluated by the company and will be communicated in due course.

Some international geopolitical events could have a significant impact on different aspects of the world economy. During these years, in particular, major military conflicts have developed in Eastern Europe and the Middle East. The consequences for the Company are still uncertain and are monitored, and will be reported, if relevant. As a result, demand for some forest products has been relatively affected.





## 🌲 Forestry sector

### → Fluctuations in pulp, wood products and wood-based products prices

The prices of pulp, wood products and by-products can fluctuate significantly over short periods of time and are highly correlated to international prices. If the price of one or more of the products were to fall significantly, it could have an adverse impact on ARAUCO's revenues, income and financial condition. It should be considered that the main factors affecting the price of pulp, timber products and by-products are global demand, production capacity worldwide, the costs of production, the business strategies adopted by the largest integrated producers of pulp, timber products and by-products, and the availability of substitutes.

In addition, the prices of many of the products ARAUCO sells are to some extent related, and historical fluctuations in the price of one product have generally been accompanied by similar variations in the price of others. In order to mitigate the aforementioned risk, ARAUCO has a diversified portfolio of products and markets, and makes a continuous effort to improve cost efficiencies, seeking to increase its competitiveness.

ARAUCO does not engage in futures transactions or other hedging activities because, by maintaining one of the lowest

cost structures in the industry, the risks of price fluctuations are limited. With all other variables held constant, a variation of +/- 10% in the average pulp price during the year would mean a variation in income for the year after taxes of +/- 48.9% (equivalent to US\$ 232.9 million) and in shareholders' equity of +/- 1.9% (equivalent to US\$ 163.0 million).

### → Increased competition in the markets where ARAUCO participates

The subsidiary faces high competition worldwide in each of the markets where it operates and in each of its product lines. The pulp industry is sensitive to changes in the industry's capacity and the inventories held by producers, as well as to cyclical changes in the world economy. All of these factors can significantly affect selling prices and, consequently, ARAUCO's profitability. Increases in global supply in the pulp or timber market could materially and adversely affect ARAUCO's business, financial condition, results and cash flow. In order to mitigate the aforementioned risk, ARAUCO makes a continuous effort to improve cost efficiencies, seeking to increase its competitiveness.



→ **Evolution of the world economy, particularly the Asian and U.S. economies**

The global economy, and in particular worldwide industrial production, is the main driver of demand for pulp, paper and timber products. A decline in the level of activity, whether in the local or international market, can affect demand and the selling price of ARAUCO's products and, consequently, its cash flow, operating and financial income. ARAUCO's business could be particularly affected if economic conditions in Asia and the United States change.

→ **Pests and forest fires**

ARAUCO's operations are exposed to pests that can affect the forests that supply raw materials, as well as to forest fires that can spread to manufacturing plants. The presence of both risks could produce significant negative impacts on ARAUCO's assets.

To address the threat of forest fires, ARAUCO has increasingly strengthened its preventive and firefighting measures, its relationship with communities, forest management and other measures, through several initiatives consolidated in the "Forests with a Future" program. In addition, it has insurance policy coverage.

→ **Environment-related risks**

ARAUCO is subject to environmental laws and regulations in the countries where it operates. These regulations refer, among other matters, to the elaboration of environmental impact assessments for projects; the protection of the environment and human health; the generation, storage, handling and disposal of waste; emissions into the air, soil and water; and the remediation of environmental damage, when applicable.

As a manufacturer of forest products, ARAUCO generates emissions of solid, liquid and gaseous elements. These emissions and waste generation are subject to limits or controls prescribed by legal standards or by its operating permits. Authorities may require increased legal requirements to control the environmental impacts of projects. ARAUCO has made, and plans to continue to make, disbursements to remain in compliance with environmental laws. Notwithstanding ARAUCO's policy of strictly complying with all requirements established by law, any eventual failure to comply with environmental laws and regulations could result in temporary or definitive suspension of activities, fines, penalties or the imposition of obligations. ARAUCO has strict internal environmental policies, with the objective of minimizing the impact of projects and operations on communities and the environment, partially mitigating the aforementioned risks.

Future changes in environmental laws or in their application, interpretation or enforcement, including stricter requirements

related to harvesting, emissions and climate change regulations may result in considerable increases in capital needs, operating costs and limited operations.

→ **Temporary shutdown of any of ARAUCO's plants.**

A significant interruption in any of the production facilities in the forestry sector could result in ARAUCO not being able to meet the demand of its customers, failing to meet its production targets and/or requiring unplanned investments, which would result in lower sales and could have a negative effect on its financial results. ARAUCO's facilities, in addition to being exposed to earthquake and, in some parts, tsunami risks, may unexpectedly stop operations due to a series of events such as: i) unscheduled maintenance shutdowns; ii) extended power outages; iii) critical equipment failures; iv) fires, floods, hurricanes or other catastrophes; v) chemical spills or releases; vi) boiler explosion; vii) labor problems and social conflicts; viii) terrorism or terrorist threats; ix) sanctions by environmental or occupational safety authorities; x) absence of critical inputs; xi) blockades and strikes; and (xii) other operational problems.

To partially or totally mitigate the aforementioned points, ARAUCO takes the following measures, among others: i) regularly scheduled maintenance of production plants; ii) biomass energy generation plants; iii) insurance policies; (iv) strict internal environmental policies; investment in relation to communities and collaborators; strong focus and investment in occupational safety.

→ **Exchange rate and interest rate risks**

Most of the related companies in the forestry sector manage their accounting in U.S. dollars. However, they are subject to the risk of losses from exchange rate fluctuations in cases where assets and liabilities are denominated in currencies other than the functional currency.

With all other variables constant, a variation of +/- 10% in the exchange rate (\$/US\$) would have meant a variation on the income for the year after tax of +/- 0.8% (equivalent to +/- US\$ 4,027,000), and of +/- 0.03% of shareholders' equity (equivalent to +/- US\$ 2,819,000).

In relation to the economic risks derived from variations in the interest rate, as of December 31, 2024, 10.4% of the bonds and loans with banks accrued interest at a variable rate. Therefore, a change of +/- 10% in the interest rate would affect income for the year after tax by +/- 0.4% (equivalent to +/- US\$ 2,132,000) and shareholders' equity by +/- 0.02% (equivalent to +/- US\$ 1,493,000).

Forestry companies use financial derivative contracts to hedge part of these risks.

The variations indicated in this section correspond to fluctuation ranges that are considered possible given market conditions.



## ⚡ Energy sector



In the distribution of liquid fuels and liquefied gas, the Company, through its subsidiaries Copec and Abastible, holds a leading position in the Chilean market. It also participates in Colombia, through its related companies Terpel and Colgas, and in Peru and Ecuador through Solgas and Duragas, Abastible's subsidiaries. In these countries, a significant part of the supply is obtained from local companies. However, there are conditions to access alternative fuel supply markets, a situation that allows to optimize the supply and distribution of products to the public. It is possible that local and international markets may be affected by economic, geopolitical and other situations that make access to supply difficult.

The relevant risk for the fuel distribution business, and also for the liquefied gas business, is essentially in the distribution margin, rather than in the price level of oil and its derivatives. The distribution margin depends mainly on the competition factors that take place in the markets on a daily basis. Since these are products with low price elasticity, eventual increases or decreases in the price of crude oil or in the exchange rate have relatively little effect on the volumes traded in the market.

Notwithstanding the above, the value of the company's inventory is impacted by variations in international fuel prices. The policy of the subsidiary Copec is not to hedge the permanent stock, since the increases and decreases taking place are compensated in the long term. This is not the case with occasional overstocks, where, given the market pricing methodology, no hedging instrument has been found to fully mitigate this risk.

In turn, fuels compete with alternative energy sources. In the case of liquefied gas, the main substitutes are natural gas, firewood, diesel and electricity. On the other hand, electromobility is a trend that has gained strength in many countries, with a more limited scope for now in Chile and the region, which could affect the liquid fuels distribution business and, therefore, impact the Company's results. This could be accelerated by public policies eventually implemented by the countries in which the subsidiaries operate. Copec is already investing in electromobility, with the goal of positioning itself as a leader in this new market, through initiatives such building a network of electric charging stations and participating in electric bus terminals. Also, it is investing in start-ups related to energy, mobility and convenience, among other projects, and seeking alternative ways to monetize its assets, such as last-mile logistics or digital means of payment.

The related companies in the fuel sector, which represent approximately 30% of the Company's total assets, manage their accounting in Chilean pesos, Colombian pesos and Peruvian soles, and both their financial assets and liabilities and most of their income are denominated in these currencies, so exposure to exchange rate variations is significantly reduced. However, in the parent company, variations in the exchange rate affect the valuation in dollars of both the investments in this sector and the results obtained. Empresas Copec partially mitigates this risk by hedging part of the results of Copec and Abastible through derivatives.



Photo | Abastible distributor truck, Coyhaique, Chile

→ Risks related to the environment

In Chile, the related companies in the energy sector are regulated by Law N° 18.410, which establishes the creation of the Superintendency of Electricity and Fuels with the purpose of supervising and overseeing compliance with legal and regulatory provisions and technical standards on generation, production, storage, transportation and distribution of liquid fuels, gas and electricity, to verify that the quality of the services provided to users is as indicated in such provisions and technical standards, and that the aforementioned operations and the use of energy resources do not pose a danger to persons or things. The above is in addition to Supreme Decree N° 160 of the Ministry of Economy, Development and Reconstruction on "Safety Regulations for Facilities and Operations of Production and Refining, Transportation, Storage, Distribution and Supply of Liquid Fuels."

Future changes in environmental laws or their application, interpretation or enforcement may result in significant increases in capital requirements, operating costs and limited operations. The related companies in the energy sector have the main certifications in safety, occupational health and environmental management standards for the processes of sales, transportation, operation, storage and supply of fuels.

→ Changes in laws and regulations

Changes in laws and regulations in the fuel and liquefied gas industries could affect the conditions under which operations are carried out, in such a way as to have a negative effect on the business and, consequently, on the Company's results.





Photo: Corpesca Fleet

## Food sector

For this sector, the availability of pelagic species in the different fishing zones is a determining factor in its results. A second risk factor is the market prices of fishmeal and fish oil, which are obtained from the balance between supply and demand, with Peruvian production being a determining factor in terms of supply, and consumption in Asia in general and China in particular, in terms of demand.

Since a large part of its production is exported, the results of operations in this sector are sensitive to exchange rate fluctuations and to policies to promote exporters in competing countries. Fishmeal and fish oil are traded mainly in dollars, so a significant percentage of the revenues of companies in this sector is indexed to this currency. Given this characteristic, bank debt generally held by the companies corresponds to shipping prepayments in dollars. Therefore, the necessary conversion to Chilean pesos of a significant portion of the returns is exposed

to exchange rate fluctuations, a risk that can be limited with the use of forwards or other financial instruments.

Sales agreed in currencies other than the U.S. dollar are generally converted into such currency through the use of forward contracts that dollarize such revenues. This eliminates the risk associated with the volatility of those currencies in relation to the U.S. dollar. Costs of the fisheries sector are highly sensitive to fluctuations in fuel prices, particularly diesel and bunker oil.

On the regulatory side, the application of fishing quotas, closures and restrictions imposed by the authorities can significantly affect the production of subsidiaries and related companies in this sector. A few months ago, a new fishing law started its legislative process in Congress, which aims to modify the existing regulations for this industry.

## Insurance

The Company and its subsidiaries maintain insurance on its main assets, which cover fire, earthquake, damages due to stoppages, civil liability and other risks of lesser incidence on its net worth. These risks are reasonably protected through first class domestic companies, which reinsure most of the significant risks with first class reinsurers based in Europe.

The risk associated with operational, commercial and administrative activities is evaluated year by year, which allows for adequate management, incorporating appropriate hedges or modifying existing ones, in accordance with market offers.



## Legal or regulatory framework that regulates or affects the industry

Empresas Copec S.A. is governed by Law N° 18,046 on corporations, Law N° 18,045 on the securities market and the applicable regulations of the Financial Market Commission.

The forestry sector in Chile is regulated by the Forestry Law of 1931, Decree Law N° 701 of 1974, and Law N° 20,283 on the recovery and conservation of native forests. These regulations establish requirements for forest exploitation and management, including the need for management plans approved by the National Forestry Corporation (CONAF) and penalties for noncompliance. In addition, Law N° 19,300 regulates the environmental impact of forestry activities, requiring approved environmental impact studies or statements prior to project implementation.

In other countries, the forestry industry is regulated by different regulations, including:

- **Brazil:** The Forestry Code (Law N° 12,651/2012) establishes rules for conservation, sustainable use and recovery of degraded areas.

- **Colombia:** Decree 1073 of 2015 and its amendments establish environmental provisions applicable to the energy sector, regulating the generation, transmission, distribution and commercialization of electricity, as well as environmental management in the exploration and exploitation of hydrocarbons.

- **United States:** The Endangered Species Act and the Clean Water Act influence forestry activities, along with specific state regulations.

- **European Union:** The EU Timber Regulation (EUTR) prohibits the marketing of illegally harvested timber and requires traceability in the supply chain.

The subsidiaries of the energy sector in Chile are regulated by Law N° 18,410, which establishes the creation of the Superintendency of Electricity and Fuels (SEC), whose purpose is to oversee compliance with legal and regulatory provisions, as well as technical standards on generation, production, storage, transportation and distribution of liquid fuels, gas and electricity, to verify that the quality of the

services rendered to users is as indicated in said provisions and that the operations and use of energy resources do not constitute a danger to persons or goods.

In addition, Supreme Decree N° 160 of the Ministry of Economy, Development and Reconstruction on "Safety Regulations for Facilities and Operations of Production and Refining, Transportation, Storage, Distribution and Supply of Liquid Fuels."

At the national level, subsidiaries in the food sector are regulated, since 2013, by Law N° 20,657, which replaced the General Law on Fisheries and Aquaculture (LGPA) N° 18,892. This regulation seeks to privilege scientific criteria in fisheries management, based on concepts such as Maximum Sustainable Yield (MSY) and Biological Reference Points (BRP). It also introduces the Tradable Fishing Licenses (LTP for its acronym in Spanish), which correspond to fractions of the annual industrial quota, which are awarded to each fishing company according to its historical catches. In addition, this law establishes a bidding mechanism of up to 15% of

the industrial fraction of the overall quota, when the latter exceeds certain limits, and includes a specific tax, payment of patents on operating vessels, a new division of annual global quotas, which implies a transfer of quotas from the industrial sector to the artisanal sector, and new inspection requirements for artisanal vessels over 12 meters in length. On January 2, 2024, a bill was submitted to Congress to replace Law N° 20,657, which is currently being processed.

At the international level, the South Pacific Regional Fisheries Organization (SPRFMO), ratified by Chile, entered into force in August 2012. The decisions of the SPRFMO are binding for the countries of the Pacific Coast that signed the agreement, defining the global annual catch quota of fishery resources to which each member country must adhere.

In addition, Law N° 19,496 on the protection of consumer rights and Decree Law 211, which establishes rules for the defense of free competition, among other laws and regulations, are applicable to all activities.





Photo | San Antonio, Chile

## | Domestic or foreign regulatory agencies with oversight powers

In Chile, the main auditing entities are:

- **Financial Market Commission (CMF)**, responsible for the supervision and regulation of the parent company in financial and corporate governance matters.
- **Internal Revenue Service (SII)**, which oversees compliance with corporate tax obligations.
- **CONAF**, in charge of approving and supervising forest management plans.
- **Environmental Superintendency**, que fiscaliza el cumplimiento de la normativa ambiental.
- **Electricity and Fuels Superintendency (SEC)**, responsible for supervising the energy sector.
- **National Fishing and Aquaculture Service (Sernapesca)**, oversees the control of the fishing and aquaculture sector.
- **Health Service**, which supervises sanitary conditions in food production.
- **Labor Department**, which oversees compliance with the law in Chile.
- **National Consumer Service**, which oversees compliance with the provisions of Law N°. 19,496 on the protection of consumer rights and all related regulations.
- **National Economic Prosecutor's Office**, responsible for defending and promoting free competition in all markets of the Chilean economy.

Internationally:

- **Brazil:** The Brazilian Institute for the Environment and Renewable Natural Resources (IBAMA) oversees compliance with forestry legislation.
- **Colombia:** The energy sector is regulated by several entities and regulations, including the Colombian Financial Superintendency, the Ministry of Mines and Energy, the Superintendency of Companies, the Superintendency of Industry and Commerce, the Energy and Gas Regulatory Commission, the Regional Autonomous Corporations, and local authorities, which oversee compliance with environmental and energy regulations.
- **United States:** The Securities and Exchange Commission (SEC), the US Department of Agriculture Forest Service (USFS) and the Environmental Protection Agency (EPA) regulate the forestry sector.
- **European Union:** The European Commission and the national agencies of each member country apply the European Union Timber Regulation (EUTR).

In addition, forestry operations in different countries may be subject to international certifications such as FSC, PEFC and sustainability standards for natural resource management.





# Annexes


## Climate action and natural capital management

- Environmental investment
- Energy consumption
- Greenhouse Gas Emissions (GHGs)
- Scope 3 emission categories
- Hydrocarbon spill
- Other emissions
- Water resource management
- Effluents
- Water consumption in water-stressed areas
- Waste management
- Native forest and High Conservation Value Areas (HCVAs) in ARAUCO
- Biodiversity exposure and assessment
- Forest fire protection resource

## Environmental investment

ENVIRONMENTAL INVESTMENT IN THOUSANDS OF US\$	2024	2023	2022
FORESTRY SECTOR	25,232	66,164	44,908
ENERGY SECTOR	25,159	19,535	14,105
FOOD SECTOR AND OTHER INVESTMENTS	3,268	1,617	861
<b>Total</b>	<b>53,659</b>	<b>87,316</b>	<b>59,874</b>

Indicator verified by Deloitte. For more information see section "External verification" in chapter 8.



# Energy consumption



ENERGY CONSUMPTION IN GJ	2024						TOTAL	2023	2022
	Empresas Copec	FORESTRY SECTOR	ENERGY SECTOR	FOOD SECTOR	OTHER INVESTMENTS				
(A) Non-renewable energy consumption	227	13,286,490	3,561,872	1,127,385	0	17,975,974	26,461,456	24,020,743	
(B) Renewable energy consumption	0	98,765,180	454,073	96,497	227	99,315,977	146,732,013	129,927,225	
(C) Sale of energy for electricity heating, cooling and steam	0	4,214,509	641	0	0	4,215,150	4,704,612	4,622,539	
<b>Total energy consumption (A+B-C)</b>	<b>227</b>	<b>107,837,161</b>	<b>4,015,303</b>	<b>1,223,882</b>	<b>227</b>	<b>113,076,800</b>	<b>168,488,857</b>	<b>149,325,429</b>	

# Greenhouse Gas Emissions (GHGs)

GRI 305-1/305-2/305-3

GHG EMISSIONS (IN TCO <sub>2</sub> E)	DIRECT EMISSIONS (SCOPE 1)				INDIRECT EMISSIONS (SCOPE 2)				OTHER EMISSIONS (SCOPE 3)			
	2024	2023	2022	2021	2024	2023	2022	2021	2024	2023	2022	2021
<b>Empresas Copec</b>	2	No information	No information	No information	13	No information	No information	No information	34	No information	No information	No information
ARAUCO <sup>(1)</sup>	1,474,392	1,811,948	1,099,827	1,221,464	284,509	300,892	335,572	419,617	4,376,207	3,776,044	3,612,617	3,873,886
Copec and subsidiaries	234,199	198,542	141,124	53,775	47,305	35,435	40,977	34,252	5,204,775	82,969	301,346	134,849
Abastible and subsidiaries	24,088	21,445	21,827	22,135	2,443	2,622	3,663	4,506	8,181	14,282	5,572	5,389
Nutrisco and subsidiaries	105,245	60,315	50,297	31,335	8,852	7,153	7,767	8,203	154,860	27,929	28,357	7,639
Las Salinas	Not available	Not available	2	0	Not available	Not available	7	21	Not available	Not available	28	11
Sonacol	249	5,936	6,254	-	265	8,217	10,799	-	Not available	1,889	615	-
<b>Total</b>	<b>1,838,175</b>	<b>2,098,186</b>	<b>1,319,331</b>	<b>1,328,709</b>	<b>343,387</b>	<b>309,109</b>	<b>398,784</b>	<b>466,599</b>	<b>9,744,533</b>	<b>3,903,113</b>	<b>3,948,535</b>	<b>4,021,774</b>

Indicator verified by Deloitte. For more information see section "External verification" in chapter 8.

1. ARAUCO 2024 data is in the process of being verified.

The increase in Scope 3 emissions is attributed to the forestry and energy sectors. On one hand, there was an update in the calculation methodology in the shipping industry that impacts the emissions associated with the transportation and distribution of products of the subsidiary ARAUCO, and the increase in the acquisition of fertilizers for application in new forests. On the other hand, the subsidiary Terpel recalculated its footprint due to certain factors such as the updating of CO<sub>2</sub> emission coefficients in Scope 2 and the reclassification of some emission sources, transferring Scope 3 emissions to Scope 1. In identifying opportunities for improvement, Terpel focused on the consolidation of emissions in Scope 3. In addition, in 2024, the emissions generated by the transportation carried out by affiliated service stations and by the movement of products with own fuel were estimated. In addition, emissions from the energy consumption of the Voltex and Gogoro business lines were analyzed, as well as emissions generated by the transportation and final disposal of waste.



## Scope 3 emission categories

GRI (305-3) 

CATEGORY	2024 TCO <sub>2</sub> E
Purchased goods and services (upstream)	1,918,473
Capital goods (upstream)	234,720
Fuels and energy activities (not included in Scope 1 or Scope 2)	655,735
Transportation and distribution (upstream)	5,932,603
Waste generated in operations (composting, incineration)	57,709
Business travel	9,493
Employees commuting	19,126
Leased assets (upstream)	1,028
Transportation and distribution (downstream)	12,740
Processing of products sold (downstream)	435,612
Use of products sold	-
End-of-life treatment of sold products	205,883
Leased assets (downstream)	-
Franchises	-
Investments	261,411
Others upstream	-
Others downstream	-

## Hydrocarbon spill

VOLUME OF HYDROCARBON SPILLS LARGER THAN ONE BARREL (BBL) THAT REACHED THE ENVIRONMENT	
2024	547
2023	1,556
2022	171
2021	627



# Other emissions

SASB (EM-RM-120A.1 / RR-PP-120A.1)

OTHER EMISSIONS IN TONS	NOx			SOx			CH <sub>4</sub>			COV			MP			H <sub>2</sub> S		
	2024	2023	2022	2024	2023	2022	2024	2023	2022	2024	2023	2022	2024	2023	2022	2024	2023	2022
FORESTRY SECTOR <sup>(2)</sup>	11,720	12,108	7,120	6,161	4,404	932	386	0	0	3,103	1,681	4,070	1,681	1,130	4,525	Not available	281	0
ENERGY SECTOR	203	139	14	35	0.06	3	22	Not available	77	314	64	214	64	Not available	1	Not available	Not available	Not available
FOOD SECTOR	57	96	79	30	37	38	0	0	0	0	2	0	2	3	4	Not available	Not available	Not available
<b>Total</b>	<b>11,980</b>	<b>12,205</b>	<b>7,213</b>	<b>6,226</b>	<b>4,441</b>	<b>973</b>	<b>408</b>	<b>0</b>	<b>77</b>	<b>3,417</b>	<b>3,131</b>	<b>4,284</b>	<b>1,747</b>	<b>1,133</b>	<b>4,530</b>	<b>-</b>	<b>281</b>	<b>0</b>

Indicator verified by Deloitte. For more information see section "External verification" in chapter 8.

2. Includes all of the subsidiary's production facilities, except the wood plants in Puerto General San Martin and Puerto Aglomerado Zarate in Argentina. Volatile Organic Compounds (VOC) were not measured in the five Pulp and Energy plants in Chile and Argentina.






100% of the panel mills meet VOC content and emissions standards, and all products are California Air Resources Board (CARB) or E2/E1 certified, which means they have low formaldehyde (VOC) emissions.

2023 emissions from the forestry sector did not consider all its facilities, which explains the increase when compared to 2024



# Water resource management

SASB (EM-RM-140A.1 / RR-PP-140A.1 / FB-MP-140A.1) 

WATER WITHDRAWAL IN THOUSANDS OF M <sup>3</sup>	2024						TOTAL	2023	2022
	 <b>Empresas Copec</b>	 FORESTRY SECTOR	 ENERGY SECTOR	 FOOD SECTOR <sup>(3)</sup>	 OTHER INVESTMENTS				
Withdrawal of water from municipal water supplies (or other water services)	1	542	2,197	1,103	0	<b>3,843</b>	5,731	5,240	
Withdrawal of fresh surface water (lakes, rivers, etc.)	0	171,025	3	0	1	<b>171,030</b>	165,457	129,966	
Fresh groundwater withdrawal	0	2,749	569	158	0	<b>3,476</b>	3,355	5,043	
Sea water withdrawal	0	0	0	8,001	0	<b>8,002</b>	7,202	5,976	
<b>Total water withdrawal</b>	<b>1</b>	<b>174,316</b>	<b>2,770</b>	<b>9,262</b>	<b>1</b>	<b>186,351</b>	<b>181,745</b>	<b>146,225</b>	

 Indicator verified by Deloitte. For more information see section "External verification" in chapter 8.

3. In the food sector, reported seawater extraction is high due to the operational need to pump water for fish preservation, cleaning of vessels and equipment. In addition, the volume of effluent discharged is greater than the volume extracted, since the fish caught contains a significant percentage of water in its biomass, which is released during processing on board and later on land. This phenomenon explains the difference between extraction and discharge, reflecting the natural dynamics of the water contained in marine organisms.



## Effluents

IN THOUSANDS OF M <sup>3</sup>	2024						TOTAL	2023	2022	2021
	EMPRESAS COPEC	FORESTRY SECTOR	ENERGY SECTOR	FOOD SECTOR <sup>(4)</sup>	OTHER INVESTMENTS					
Surface water	-	39,606	4	-	-	-	39,610	19,023	40,831	140,866
Groundwater	-	-	-	-	-	-	-	73	5	66
Third-party water	-	141	5	-	-	-	146	606	583	No information
<b>Total</b>	-	<b>39,747</b>	<b>9</b>	-	-	-	<b>39,756</b>	<b>39,702</b>	<b>41,419</b>	<b>140,932</b>

## Water consumption in water-stressed areas

	2024			THOUSANDS OF M <sup>3</sup> OF WATER CONSUMED IN AREAS OF WATER STRESS	
	THOUSANDS OF M <sup>3</sup> OF FRESHWATER WITHDRAWN FROM SITES WITH HIGH INITIAL WATER STRESS (40-80%)	THOUSANDS OF M <sup>3</sup> OF FRESHWATER WITHDRAWN FROM SITES WITH EXTREMELY HIGH WATER-STRESSED SITES (>80 %)	NUMBER OF PLANTS OR OFFICES IN WATER-STRESSED AREAS	2023	2022
EMPRESAS COPEC	1	0	1	1	0
FORESTRY SECTOR	32,489	17,620	13	50,265	19,930
ENERGY SECTOR	1,460	186	24	1,677	830
FOOD SECTOR	50	0	4	0	7
OTHER INVESTMENTS	0	0	0	1	0
<b>Total</b>	<b>34,000</b>	<b>17,806</b>	<b>42</b>	<b>51,944</b>	<b>20,767</b>

Indicator verified by Deloitte. For more information see section "External verification" in chapter 8.

4. In the food sector, reported seawater extraction is high due to the operational need to pump water for fish preservation, cleaning of vessels and equipment. In addition, the volume of effluent discharged is greater than the volume extracted, since the fish caught contains a significant percentage of water in its biomass, which is released during processing on board and later on land. This phenomenon explains the difference between extraction and discharge, reflecting the natural dynamics of the water contained in marine organisms.



# Waste management

## Hazardous waste GRI (306-4 / 306-5)

HAZARDOUS WASTE IN TONS	2024					TOTAL	2023	2022	2021
	🌳 FORESTRY SECTOR <sup>(5)</sup>	⚡ ENERGY SECTOR	🍷 FOOD SECTOR <sup>(6)</sup>	🏭 OTHER INVESTMENTS					
Recycled/reused	501	739	463	0	1,704	1,144	7,630	4,027	
Deposited in landfills	2,850	387	152	1	3,391	6,141	3,489	1,285	
Incinerated with energy recovery	1,261	367	0	0	1,628	1,852	4,755	334	
Incinerated without energy recovery	464	55	0	0	519	484	144	134	
Waste disposed of in other ways	564	13,119	3	0	13,686	13,704	9,321	229	
Waste with unknown disposal method	0	41	0	0	41	3,278	3,769	1,526	
<b>Total hazardous waste</b>	<b>5,640</b>	<b>14,708</b>	<b>619</b>	<b>0</b>	<b>20,968</b>	<b>26,603</b>	<b>29,108</b>	<b>7,535</b>	

Indicator verified by Deloitte. For more information see section "External verification" in chapter 8.

5. In 2024, bark recovered for combustion and sludge from the effluent plant at ARAUCO's Arauco Line 2 plant were considered in the "Incineration with energy recovery" category.

On the other hand, packaging wood that is incinerated without energy recovery is excluded from the total waste generation. Finally, the category "Waste disposed of in other ways" includes the disposal of industrial waste from pulp mills.

6. The values reported in 2023 for hazardous waste from the food sector were adjusted due to the revision and update of the data collection and classification methodology.



## Non-hazardous waste

GRI (306-4 / 306-5) 

NON-HAZARDOUS WASTE IN TONS	2024					TOTAL	2023	2022	2021
	 FORESTRY SECTOR	 ENERGY SECTOR	 FOOD SECTOR <sup>(7)</sup>	 OTHER INVESTMENTS					
Recycled/reused	437,369	5,791	2,281	0	445,441	384,070	251,758	251,722	
Deposited in landfills	48,752	9,924	14,073	0	72,749	61,056	108,502	166,516	
Incinerated with energy recovery	295,456	124	0	0	295,579	84,548	60,697	35,860	
Incinerated without energy recovery	0	0	0	0	0	6	0	476	
Waste disposed of in other ways	275,284	99	4,049	0	279,432	185,654	245,467	75,204	
Waste with unknown disposal method	0	14	0	0	14	181	45,832	39,974	
<b>Total non-hazardous waste<sup>(8)</sup></b>	<b>1,056,861</b>	<b>15,951</b>	<b>20,403</b>	<b>0</b>	<b>1,093,216</b>	<b>715,514</b>	<b>712,256</b>	<b>569,752</b>	

 Indicator verified by Deloitte. For more information see section "External verification" in chapter 8.

7. The values reported in 2023 for non-hazardous waste from the food sector were adjusted due to the revision and update of the data collection and classification methodology.

8. The category "Incineration with energy recovery" in 2024 includes bark recovered for combustion and sludge from the effluent plant in line 2 of the Arauco plant, which explains the increase compared to 2023.



# Native forest and High Conservation Value Areas (HCVAs) in ARAUCO

COUNTRY	AREA OF NATIVE FOREST (IN THOUSANDS OF HECTARES)	PERCENTAGE OF NATIVE FOREST ON THE FORESTRY ASSETS	HCVA NUMBER			NUMBER OF HECTARES FOR AREAS OF HIGH CONSERVATION VALUE
			BIOLOGICAL	SOCIAL	CULTURAL OR RELIGIOUS	
Chile	303	29%	35	19	39	59,343
Argentina	120	45%	16	22	10	64,704
Brazil	53	25%	1	0	0	3,251
Uruguay	5	3%	7	0	1	2,382
<b>Total<sup>(9)</sup></b>	<b>482</b>	<b>29%</b>	<b>60</b>	<b>60</b>	<b>50</b>	<b>129,680</b>

9. Includes all of ARAUCO's forestry assets and the joint operations of Montes del Planta in Uruguay.



## Biodiversity exposure and assessment

ASSESSMENT OF SITES USED FOR ACTIVITIES OPERATIONAL TO IDENTIFY SITES WITH SIGNIFICANT IMPACTS ON BIODIVERSITY	COPEC		NUTRISCO	
	NUMBER OF SITES	AREA (HECTARES)	NUMBER OF SITES	AREA (HECTARES)
<p>→ a) Total</p> <p>What is the total number and total area of your own operating sites?</p>	Not available	1,142.5 ha	<p>→ 1 PVA Coronel Bay</p> <p>→ 1 PVA Coquimbo</p>	No information
<p>→ b) Evaluation</p> <p>Have you conducted biodiversity impact assessments for your own operational sites?</p>	Not available	1,142.5 ha	Yes, semi-annual surveys are carried out in Coronel and biannual surveys in Coquimbo, in which community and population parameters are evaluated in the coastal and sublittoral benthos.	No information
<p>→ c) Exposure</p> <p>Of the sites assessed, how many sites have significant impact in biodiversity or are close to critical biodiversity and what is the total area of these sites?</p>	No information	No information	No critical biodiversity is assessed at the sites analyzed.	No information
<p>→ d) Management plans</p> <p>Of those sites that have a significant impact on biodiversity, or are close to critical biodiversity, how many sites have a biodiversity management plan and what is the total area of these sites?</p>	Not available	Not available	Not applicable	No information

 Indicator verified by Deloitte. For more information see section "External verification" in chapter 8.

Information from ARAUCO is not available at the date of publication of this document. For more information see [↔ "Strategy for nature"](#).



## Forest fire protection resource

TYPE OF RESOURCE	CHILE	ARGENTINA	BRAZIL	URUGUAY	TOTAL
Towers and surveillance points	212	28	6	65	311
Detection cameras	160	0	0	65	225
Satellites	24	0	0	0	24
Brigades and force teams	174	7	19	8	208
Trucks	70	5	8	8	91
Aircraft	17	2	0	7	26
Helicopters	19	1	2	3	25
Support vehicles	6	25	13	83	127
<b>Total budget US\$ million</b>	<b>60.0</b>	<b>2.7</b>	<b>6.6</b>	<b>2.4</b>	<b>71.7</b>



# Annexes

## One same spirit

- Headcount by position category and gender
- Female headcount indicators
- Headcount by nationality
- Headcount by age range
- Seniority allowance
- Number of people with disabilities
- Labor Formality
- Work adaptability
- Health and safety indicators
- Process safety events
- Joint Health and Safety Committees
- Unionization
- Training and professional development
- Postnatal leave
- Summary of benefits provided Empresas Copec S.A. to its employees
- Hiring
- Layoffs
- Evaluations

Photo | ARAUCO's wood building, Málaga project, Santiago, Chile

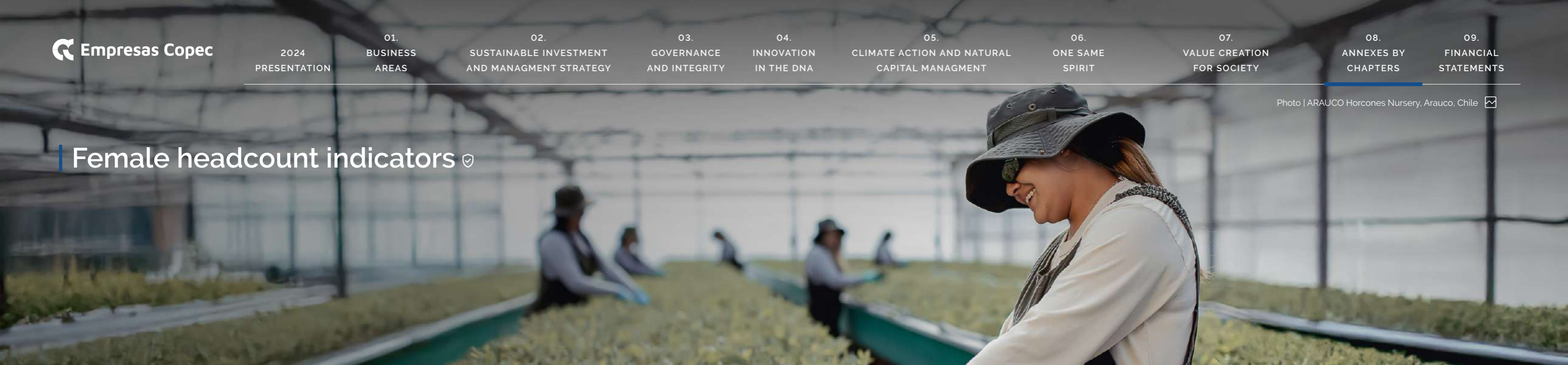
# Headcount by position category and gender

NCG 461 (5.1.1)

POSITION	2024			2023		
	MEN	WOMEN	TOTAL	MEN	WOMEN	TOTAL
Senior Management	107	23	130	138	25	163
Management	689	221	910	591	177	768
Chief of Staff	2,686	908	3,594	2,617	895	3,512
Other professionals	4,188	2,414	6,602	4,314	2,087	6,401
Other technicians	3,186	748	3,934	2,956	379	3,335
Operator	16,620	6,298	22,918	14,805	5,004	19,809
Sales force	993	858	1,851	1,157	1,259	2,416
Administrative	1,028	1,032	2,060	1,012	1,291	2,303
Assistant	749	298	1,047	1,007	346	1,353
<b>Total</b>	<b>30,246</b>	<b>12,800</b>	<b>43,046</b>	<b>28,597</b>	<b>11,463</b>	<b>40,060</b>



## Female headcount indicators



FEMALE HEADCOUNT	%
Proportion of women in the total workforce, as a % of the total workforce.	30%
Proportion of women in all management positions, as a % of total management positions.	25%
Proportion of women in senior management positions, as a % of total junior management positions.	25%
Proportion of women in middle management positions, as a % of total management positions.	24%
Proportion of women in senior management positions, as a % of total senior management positions.	18%
Proportion of women in management positions in revenue-generating functions, as a % of all such managers.	16%
Proportion of women in STEM-related positions - Science, Technology, Engineering and Mathematics, as % of total STEM positions.	31%



# Headcount by nationality<sup>(1)</sup>

NCG 461 (5.1.2)

MEN											2024		2023
NATIONALITY	SENIOR MANAGEMENT	MANAGEMENT	CHIEF OF STAFF	OTHER PROFESSIONALS	OTHER TECHNICIANS	OPERATOR	SALES FORCE	ADMINISTRATIVE	ASSISTANT	TOTAL	TOTAL	TOTAL	
Chilean	74	398	1,750	2,564	1,978	10,044	524	694	21	18,047		16,175	
Colombian	18	83	125	298	266	1,293	188	121	50	2,442		2,382	
Brazilian	0	52	212	212	306	1,270	1	102	603	2,758		3,221	
Argentina	3	30	143	379	43	954	9	19	35	1,615		1,572	
Peruvian	8	7	50	227	107	359	154	7	19	938		895	
US	0	0	0	0	0	0	1	0	0	1		3	
Panamanian	0	10	7	53	11	395	12	7	0	495		536	
Ecuadorian	1	18	46	49	33	563	28	12	1	751		724	
Mexican	0	28	79	86	60	350	0	14	7	624		644	
Uruguayan	1	28	44	74	21	254	0	11	0	433		429	
Venezuelan	0	3	60	104	38	305	41	33	0	584		487	
Canadian	0	1	0	0	0	0	0	0	0	1		0	
Haitian	0	0	1	0	3	110	1	0	0	115		21	
Other nationalities	2	31	169	142	320	723	34	8	13	1,442		1,508	
<b>Total men</b>	<b>107</b>	<b>689</b>	<b>2,686</b>	<b>4,188</b>	<b>3,186</b>	<b>16,620</b>	<b>993</b>	<b>1,028</b>	<b>749</b>	<b>30,246</b>		<b>28,597</b>	

Indicator verified by Deloitte. For more information see section "External verification" in chapter 8.

1. The category "Other nationalities" also includes cases where nationality has not been reported in North America. This is because the laws of the United States and Canada prohibit employers from requesting this information from their employees. In compliance with this regulation, ARAUCO North America does not collect or request data on the nationality of its employees.



WOMEN											2024	2023
NATIONALITY	SENIOR MANAGEMENT	MANAGEMENT	CHIEF OF STAFF	OTHER PROFESSIONALS	OTHER TECHNICIANS	OPERATOR	SALES FORCE	ADMINISTRATIVE	ASSISTANT	TOTAL	TOTAL	
Chilean	14	111	558	1,254	433	4,593	365	606	11	7,945	6,847	
Colombian	4	49	95	246	166	164	119	124	156	1,123	1,075	
Brazilian	0	12	60	163	31	91	1	123	94	575	607	
Argentina	0	4	21	126	2	36	4	14	15	222	205	
Peruvian	5	6	23	156	7	64	274	11	15	561	570	
US	0	0	0	0	0	0	0	0	0	0	1	
Panamanian	0	3	19	128	9	682	9	39	0	889	799	
Ecuadorian	0	5	22	56	24	155	11	24	0	297	263	
Mexican	0	9	13	78	0	16	1	5	0	122	123	
Uruguayan	0	9	20	56	9	85	0	26	0	205	192	
Venezuelan	0	5	35	71	43	196	46	40	2	438	373	
Canadian	0	0	0	0	0	0	0	0	0	0	0	
Haitian	0	0	0	0	0	77	3	0	0	80	1	
Other nationalities	0	8	42	80	24	139	25	20	5	343	407	
<b>Total women</b>	<b>23</b>	<b>221</b>	<b>908</b>	<b>2,414</b>	<b>748</b>	<b>6,298</b>	<b>858</b>	<b>1,032</b>	<b>298</b>	<b>12,800</b>	<b>11,463</b>	

TOTAL											2024	2023
NATIONALITY	SENIOR MANAGEMENT	MANAGEMENT	CHIEF OF STAFF	OTHER PROFESSIONALS	OTHER TECHNICIANS	OPERATOR	SALES FORCE	ADMINISTRATIVE	ASSISTANT	TOTAL	TOTAL	
Chilean	88	509	2,308	3,818	2,411	14,637	889	1,300	32	25,992	23,022	
Colombian	22	132	220	544	432	1,457	307	245	206	3,565	3,457	
Brazilian	0	64	272	375	337	1,361	2	225	697	3,333	3,828	
Argentina	3	34	164	505	45	990	13	33	50	1,837	1,777	
Peruvian	13	13	73	383	114	423	428	18	34	1,499	1,465	
US	0	0	0	0	0	0	1	0	0	1	4	
Panamanian	0	13	26	181	20	1,077	21	46	0	1,384	1,335	
Ecuadorian	1	23	68	105	57	718	39	36	1	1,048	987	
Mexican	0	37	92	164	60	366	1	19	7	746	767	
Uruguayan	1	37	64	130	30	339	0	37	0	638	621	
Venezuelan	0	8	95	175	81	501	87	73	2	1,022	860	
Canadian	0	1	0	0	0	0	0	0	0	1	0	
Haitian	0	0	1	0	3	187	4	0	0	195	22	
Other nationalities	2	39	211	222	344	862	59	28	18	1,785	1,915	
<b>Total</b>	<b>130</b>	<b>910</b>	<b>3,594</b>	<b>6,602</b>	<b>3,934</b>	<b>22,918</b>	<b>1,851</b>	<b>2,060</b>	<b>1,047</b>	<b>43,046</b>	<b>40,060</b>	



Photo | Campus Arauco DUOC UC, Arauco, Chile

# Headcount by age range

NCG 461 (5.1.3)

AGE RANGE	2024										2023
	SENIOR MANAGEMENT	MANAGEMENT	CHIEF OF STAFF	OTHER PROFESSIONALS	OTHER TECHNICIANS	OPERATOR	SALES FORCE	ADMINISTRATIVE	ASSISTANT	TOTAL	TOTAL
Under 30 years old	0	1	153	676	654	4,681	383	226	316	7,090	6,191
Between 30 and 40 years old	10	165	990	1,736	1,132	5,059	327	353	192	9,964	9,313
Between 41 and 50 years old	51	272	922	1,097	745	3,835	168	249	138	7,477	7,452
Between 51 and 60 years old	34	195	501	504	501	2,315	93	145	79	4,367	4,307
Between 61 and 70 years old	12	55	117	168	153	707	22	55	22	1,311	1,299
More than 70 years old	0	1	3	7	1	23	0	0	2	37	35
<b>Total men</b>	<b>107</b>	<b>689</b>	<b>2,686</b>	<b>4,188</b>	<b>3,186</b>	<b>16,620</b>	<b>993</b>	<b>1,028</b>	<b>749</b>	<b>30,246</b>	<b>28,597</b>



WOMEN											2024	2023
AGE RANGE	SENIOR MANAGEMENT	MANAGEMENT	CHIEF OF STAFF	OTHER PROFESSIONALS	OTHER TECHNICIANS	OPERATOR	SALES FORCE	ADMINISTRATIVE	ASSISTANT	TOTAL	TOTAL	
Under 30 years old	0	0	75	602	207	2,457	391	277	107	4,116	3,536	
Between 30 and 40 years old	3	68	410	1,137	315	1,809	269	371	107	4,489	3,942	
Between 41 and 50 years old	14	106	293	524	169	1,076	142	244	48	2,616	2,507	
Between 51 and 60 years old	5	47	122	135	52	728	48	123	30	1,290	1,197	
Between 61 and 70 years old	1	0	8	15	4	215	8	16	6	273	263	
More than 70 years old	0	0	0	1	1	13	0	1	0	16	18	
<b>Total women</b>	<b>23</b>	<b>221</b>	<b>908</b>	<b>2,414</b>	<b>748</b>	<b>6,298</b>	<b>858</b>	<b>1,032</b>	<b>298</b>	<b>12,800</b>	<b>11,463</b>	
TOTAL												
Under 30 years old	-	1	228	1,278	861	7,138	774	503	423	11,206	9,727	
Between 30 and 40 years old	13	233	1,400	2,873	1,447	6,868	596	724	299	14,453	13,255	
Between 41 and 50 years old	65	378	1,215	1,621	914	4,911	310	493	186	10,093	9,959	
Between 51 and 60 years old	39	242	623	639	553	3,043	141	268	109	5,657	5,504	
Between 61 and 70 years old	13	55	125	183	157	922	30	71	28	1,584	1,562	
More than 70 years old	-	1	3	8	2	36	-	1	2	53	53	
<b>Total</b>	<b>130</b>	<b>910</b>	<b>3,594</b>	<b>6,602</b>	<b>3,934</b>	<b>22,918</b>	<b>1,851</b>	<b>2,060</b>	<b>1,047</b>	<b>43,046</b>	<b>40,060</b>	



# Seniority allowance (according to seniority in the company)

NCG 461 (5.1.4)

MEN											2024	2023
SENIORITY	SENIOR MANAGEMENT	MANAGEMENT	CHIEF OF STAFF	OTHER PROFESSIONALS	OTHER TECHNICIANS	OPERATOR	SALES FORCE	ADMINISTRATIVE	ASSISTANT	TOTAL	TOTAL	
< 3 years	32	127	736	1,649	1,265	8,131	626	394	541	13,501	11,343	
Between 3 and 6 years	16	135	507	756	533	2,673	142	161	76	4,999	5,302	
> 6 and < 9 years	13	63	270	423	394	1,585	76	136	31	2,991	2,992	
Between 9 and 12 years	16	74	291	407	250	1,300	39	117	41	2,535	2,390	
> 12 years	30	290	882	954	744	2,931	110	220	60	6,221	6,570	
<b>Total men</b>	<b>107</b>	<b>689</b>	<b>2,686</b>	<b>4,189</b>	<b>3,186</b>	<b>16,620</b>	<b>993</b>	<b>1,028</b>	<b>749</b>	<b>30,247</b>	<b>28,597</b>	

WOMEN											2024		2023
SENIORITY	SENIOR MANAGEMENT	MANAGEMENT	CHIEF OF STAFF	OTHER PROFESSIONALS	OTHER TECHNICIANS	OPERATOR	SALES FORCE	ADMINISTRATIVE	ASSISTANT	TOTAL	TOTAL	TOTAL	
< 3 years	9	50	261	1,140	322	4,467	614	484	205	7,552	6,288	6,288	
Between 3 and 6 years	7	59	192	519	216	714	96	146	45	1,994	2,154	2,154	
> 6 and < 9 years	0	21	125	251	63	590	57	95	30	1,232	1,078	1,078	
Between 9 and 12 years	1	23	101	220	43	278	23	139	3	831	755	755	
> 12 years	6	68	229	283	104	249	68	168	15	1,190	1,188	1,188	
<b>Total women</b>	<b>23</b>	<b>221</b>	<b>908</b>	<b>2,413</b>	<b>748</b>	<b>6,298</b>	<b>858</b>	<b>1,032</b>	<b>298</b>	<b>12,799</b>	<b>11,463</b>	<b>11,463</b>	
TOTAL													
< 3 years	41	177	997	2,789	1,587	12,598	1,240	878	746	21,053	17,631	17,631	
Between 3 and 6 years	23	194	699	1,275	749	3,387	238	307	121	6,993	7,456	7,456	
> 6 and < 9 years	13	84	395	674	457	2,175	133	231	61	4,223	4,070	4,070	
Between 9 and 12 years	17	97	392	627	293	1,578	62	256	44	3,366	3,145	3,145	
> 12 years	36	358	1,111	1,237	848	3,180	178	388	75	7,411	7,758	7,758	
<b>Total</b>	<b>130</b>	<b>910</b>	<b>3,594</b>	<b>6,602</b>	<b>3,934</b>	<b>22,918</b>	<b>1,851</b>	<b>2,060</b>	<b>1,047</b>	<b>43,046</b>	<b>40,060</b>	<b>40,060</b>	



## Number of people with disabilities

NCG 461 (5.1.5) 

POSITION	2024			2023		
	MEN	WOMEN	TOTAL	MEN	WOMEN	TOTAL
Senior Management	2	1	3	1	0	1
Management	8	0	8	2	0	2
Chief of Staff	21	7	28	14	5	19
Other professionals	39	20	59	33	18	51
Other technicians	45	7	52	34	1	35
Operator	174	50	224	144	34	178
Sales force	3	2	5	9	9	18
Administrative	33	28	61	23	33	56
Assistant	13	4	17	36	8	44
<b>Total</b>	<b>338</b>	<b>119</b>	<b>457</b>	<b>296</b>	<b>108</b>	<b>404</b>



# Labor formality

NCG 461 (5.2)

	2024			2023		
	MEN	WOMEN	TOTAL	MEN	WOMEN	TOTAL
Headcount with indefinite-term contract	27,107	10,554	37,661	26,276	9,736	36,012
Headcount with fixed-term contract	3,014	2,094	5,108	2,120	1,509	3,629
Headcount under contract per work or labor	88	147	235	132	218	350
Persons rendering services on a fee basis	37	5	42	70	2	72
<b>Total</b>	<b>30,246</b>	<b>12,800</b>	<b>43,047</b>	<b>28,598</b>	<b>11,465</b>	<b>40,063</b>

Indicator verified by Deloitte. For more information see section "External verification" in chapter 8.





Photo | Copec electric gas station built with wood from ARAUCO, Santiago, Chile

## Work adaptability

NCG 461 (5.3)

	2024			2023		
	MEN	WOMEN	TOTAL	MEN	WOMEN	TOTAL
Regular working hours	29,127	11,837	40,964	27,794	11,202	38,996
Part-time headcount	1,118	960	2,078	782	249	1,031
Headcount with agreements for labor adaptability for workers with family responsibilities	1	3	4	21	12	33
<b>Total</b>	<b>30,246</b>	<b>12,800</b>	<b>43,046</b>	<b>28,597</b>	<b>11,463</b>	<b>40,060</b>
People who take advantage of home office or labor adaptability pacts	3,644	3,002	6,646	4,326	2,596	6,922

Indicator verified by Deloitte. For more information see section "External verification" in chapter 8.

## Health and safety indicators

NCG 461 (5.6) 

	2024		2023	
	EMPLOYEES	CONTRACTORS	EMPLOYEES	CONTRACTORS
Accident rate (number of occupational accidents / number of hours worked x 100)	3.4	3.0	3.5	1.3
Fatality rate (number of fatalities due to workrelated accidents / number of hours worked x 100,000)	0.0	2.9	0.0	2.4
Occupational disease rate (number of occupational diseases / number of hours worked x 100)	0.1	0.0	0.2	0.0
Average days lost due to accident (days lost due to accident / number of occupational accidents)	7.0	5.7	8.1	19.4
Total Recordable Injury Frequency Rate (TRIFR)	18.6	11.6	18.3	5.9
Lost Time Incident Frequency Rate (LTIFR)	8.1	5.5	7.5	6.0

## Process safety events<sup>(2)</sup>

	NUMBER OF EVENTS	SASB RATE	CSA RATE
Greater consequence (Tier 1) 	3	0.01	0.04
Minor consequence (Tier 2)	19	0.05	0.27
Other threats to security systems (Tier 3)	291	0.83	4.16

 Indicator verified by Deloitte. For more information see section "External verification" in chapter 8.

2. The calculation of process safety event rates for SASB is based on 200,000 hours, while for CSA 1,000,000 hours worked is considered.



## Joint Health and Safety Committees

	2024	2023
Number of Joint Health and Safety Committees	235	204

## Unionization

	2024				2023			
	MEN	WOMEN	TOTAL	%	MEN	WOMEN	TOTAL	%
Unionized employees	11,215	2,101	13,316	30.9%	9,997	2,177	12,174	30.4%

	2024	2023
Number of unions	87	83



## Training and professional development

POSITION	2024						2023					
	% OF WORKERS TRAINED			HOURS OF TRAINING AVERAGE			% OF WORKERS TRAINED			HOURS OF TRAINING AVERAGE		
	MEN	WOMEN	TOTAL	MEN	WOMEN	TOTAL	MEN	WOMEN	TOTAL	HOMBRES	MUJERES	TOTAL
Senior Management	68.2%	100.0%	73.8%	9	12	9	63.0%	88.0%	66.9%	10	10	10
Management	72.5%	74.7%	75.1%	18	22	22	56.7%	88.1%	63.9%	11	26	15
Chief of Staff	69.4%	64.5%	68.2%	21	27	23	23.4%	50.6%	30.4%	9	23	13
Other professionals	50.7%	58.5%	53.6%	23	19	22	33.0%	46.0%	37.2%	19	8	15
Other technicians	41.7%	51.1%	43.5%	20	23	20	36.2%	85.5%	41.8%	7	26	9
Operator	51.8%	62.9%	54.8%	16	7	14	29.6%	58.8%	36.9%	6	7	7
Sales force	61.2%	54.4%	58.1%	16	16	16	100.0%	100.0%	100.0%	9	4	7
Administrative	100.0%	80.6%	90.3%	66	30	48	40.6%	53.1%	47.6%	31	21	25
Assistant	30.3%	39.9%	33.0%	4	14	7	9.1%	61.0%	22.4%	13	27	17
<b>Total</b>	<b>55.3%</b>	<b>62.1%</b>	<b>57.3%</b>	<b>19</b>	<b>15</b>	<b>18</b>	<b>32.2%</b>	<b>69.2%</b>	<b>45.0%</b>	<b>10</b>	<b>11</b>	<b>10</b>

	<b>2024</b>	<b>2023</b>
--	-------------	-------------

Total monetary resources allocated to collaborators' education and professional development. (in US\$ million)

13,237

11,638



## Postnatal leave

Empresas Copec does not have a policy that establishes a leave period after the birth of a son or daughter, or once the personal care of a minor has been judicially granted, that is longer than that legally in force.

### PERCENTAGE OF EMPLOYEES WHO MADE USE OF POSTNATAL LEAVES (CONSIDERING AS TOTAL THE NUMBER OF PERSONS WHO WERE ENTITLED TO USE SUCH PERMITS)

	MEN	WOMEN
Paternal postnatal (5 days)	100%	Not applicable
Postnatal maternal rest (12 weeks after childbirth)	Not applicable	100%
Parental postnatal (12 weeks following maternal postnatal leave, of which up to 6 weeks may be transferred to the father)	Not applicable	Not applicable

### AVERAGE NUMBER OF DAYS USED DURING THE YEAR, LEGAL AND EXTRALEGAL

POSITION CATEGORY	MEN	WOMEN
Senior management	Not applicable	Not applicable
Management	Not applicable	41
Chief of staff	Not applicable	44
Other professionals	5	111
Other technicians	Not applicable	Not applicable
Operator	Not applicable	Not applicable
Sales force	Not applicable	Not applicable
Administrative	Not applicable	Not applicable
Assistant	Not applicable	Not applicable



# Workplace harassment, sexual harassment and workplace violence at Empresas Copec S.A.

	FILED WITH THE RESPECTIVE EMPLOYER		FILED WITH THE LABOR DEPARTMENT	
	BY MALE EMPLOYEES	BY FEMALE EMPLOYEES	BY MALE EMPLOYEES	BY FEMALE EMPLOYEES
Complaints of harassment in the workplace	0	0	0	0
Complaints of sexual harassment	0	0	0	0
Complaints of violence in the workplace	0	0	0	0



## Summary of benefits provided by Empresas Copec S.A. to its employees

SCOPE	DESCRIPTION	TYPE OF CONTRACT		
		PERMANENT	FIXED-TERM	
Insurance	→ Life insurance paid by Empresas Copec	☑		
	→ Supplementary health insurance, which is a contribution from the Company and the collaborator	☑		
Education scholarship	→ Company's semiannual contribution to the employee per child in one of the following educational levels: <ul style="list-style-type: none"> <li>• Pre-school: Play groups, pre-kindergarten, kindergarten</li> <li>• Elementary, middle or high school</li> <li>• Pre-university.</li> </ul>	☑		
Dental benefit	→ Annual contribution from the Company to the employee for the purpose of performing dental procedures	☑		
General benefits	→ Company contribution to the employee for milestones or specific events such as: <ul style="list-style-type: none"> <li>• Birth of a child</li> <li>• Marriage</li> <li>• Education award for collaborators</li> <li>• Aid for children of employees pursuing higher education in a city other than the city of residence</li> <li>• Special assistance for children of employees with special needs</li> </ul>	☑		
	→ Loans with preferential rates and installments: <ul style="list-style-type: none"> <li>• Unrestricted fixed amount</li> <li>• For home purchase</li> <li>• Home repairs</li> </ul>	☑		
Other internal benefits <sup>(3)</sup>	<ul style="list-style-type: none"> <li>• Vacation bonus</li> <li>• Annual bonus</li> <li>• Nursery bonus</li> <li>• Mobilization bonus and food</li> <li>• Progressive holiday</li> <li>• Mortuary fee for death of father/mother or child less than three months old</li> </ul>	<ul style="list-style-type: none"> <li>• Allowance for three days of medical leave</li> <li>• Economic financing for continuation of studies</li> <li>• English program</li> <li>• Severance indemnity for years of service</li> <li>• Recognition for years of service, every five years</li> </ul>	☑	
Celebrations and gifts	<ul style="list-style-type: none"> <li>• Company Anniversary Gift</li> <li>• Christmas gift for children up to 12 years old</li> <li>• Christmas Bag</li> <li>• Birthday gift</li> </ul>	<ul style="list-style-type: none"> <li>• Secretary's Day gift</li> <li>• Mother's and Father's Day gift</li> <li>• National Holidays gift</li> </ul>	☑	☑
Leave days	→ Leave days are granted in the event of death of spouse or civil partner; child; parent; pregnant child; grandparents, siblings, grandchildren or in-laws; civil or religious marriage/civil union agreement, birth/adoption; serious hospitalization of spouse, civil partner or dependents; collaborator's birthday, and holidays, Christmas and New Year's eve.	☑	☑	

3. The fixed-term contract only considers the mobilization and meal allowance.



Photo | Abastible bottling plant, Maipú, Chile

## Hiring<sup>(4)</sup>

HIRING BY GENDER	2024		2023	
	QUANTITY	RATE	QUANTITY	RATE
Men	7,586	25.1%	5,930	20.7%
Women	4,213	32.9%	3,061	26.7%
<b>Total</b>	<b>11,799</b>	<b>27.4%</b>	<b>8,991</b>	<b>22.4%</b>
US\$ for recruitment associated with headhunters, job sites, among others.		3,855,766		2,240,014

HIRING BY NATIONALITY	2024	2023
Chilean	7,035	6,086
Brazilian	1,400	1,050
Colombian	543	686
Other nationalities	2,821	1,169
<b>Total</b>	<b>11,799</b>	<b>8,991</b>

HIRING BY AGE RANGE	2024	2023
Under 30 years old	4,960	3,593
Between 30 and 50 years old	5,727	4,401
More than 50 years	1,112	997
<b>Total</b>	<b>11,799</b>	<b>8,991</b>

INTERNAL MOBILITY	2024	2023
Number of positions filled by internal candidates	2,851	2,755
Percentage of positions filled by internal candidates	24.2%	23.5%

4. Due to the dynamics of the business, the subsidiary Arcoprime monitors its hiring and turnover rate with other indicators, therefore, they are not presented in the same table.





Photo | Abastible employee

## Layoffs<sup>(5)</sup>

LAYOFFS RATE BY GENDER	2024		2023	
	TOTAL	VOLUNTEER	TOTAL	VOLUNTEER
Men	20.0%	8.2%	18.4%	29.2%
Women	28.2%	9.0%	20.6%	22.2%
<b>Total</b>	<b>22.5%</b>	<b>14.0%</b>	<b>19.0%</b>	<b>27.0%</b>

LAYOFFS RATE BY NATIONALITY	2024	2023
Chilean	56.4%	60.8%
Brazilian	11.7%	16.4%
Colombian	8.5%	8.2%
Other nationalities	23.4%	14.6%
<b>Total</b>	<b>15.6%</b>	<b>19.0%</b>

LAYOFFS RATE BY AGE RANGE	2024	2023
Under 30 years old	15.7%	21.5%
Between 30 and 50 years old	8.0%	17.7%
More than 50 years	4.5%	19.9%
<b>Total</b>	<b>9.4%</b>	<b>19.0%</b>

5. Due to the dynamics of the business, the subsidiary Arcoprime monitors its hiring and turnover rate with other indicators, therefore, they are not presented in the same table.



# Evaluations

## Performance evaluation

N° OF EMPLOYEES WHO RECEIVED PERFORMANCE ASSESSMENT	2024	2023
Men	16,426	15,083
Women	5,557	4,028
<b>Total</b>	<b>21,983</b>	<b>19,111</b>

## Work environment

COMPANY	N° OF SURVEYS ANSWERED	ENGAGEMENT AND/OR FAVORABILITY	JOB SATISFACTION (EXTERNAL MOTIVATION)	PURPOSE (INTERNAL MOTIVATION)
ARAUCO	27.0%	Not available	Not available	Not available
Copec	97.2%	82.6%	Not measured	Not measured
Arcoprime	94.0%	74.0%	Not measured	Not measured
Abastible	91.2%	79.0%	86.0%	57.0%
Terpel	99.4%	80.6%	84.7%	85.9%
Duragas	100.0%	80.6%	86.2%	Not measured
Solgas	100.0%	80.1%	85.7%	Not measured
Las Salinas	100.0%	Not measured	100.0%	100.0%
<b>Empresas Copec</b>	95.0%	100.0%	100.0%	99.0%



# Annexes

## Creation of value for society

- Suppliers
- Main suppliers and customers
- Community investment

# Suppliers

NCG 461 (7.1)

## Consolidated payment to suppliers

DOMESTIC SUPPLIERS	N° OF INVOICES PAID	TOTAL AMOUNT US\$	INTEREST ON LATE PAYMENT OF INVOICES	N° SUPPLIERS
Up to 30 days	1,823,141	19,576,202,443	0	68,114
Between 31 and 60 days	181,464	589,314,536	49,995	5,925
More than 60 calendar days	336,625	131,923,927	0	1,250
<b>Total</b>	<b>2,341,230</b>	<b>20,297,440,905</b>	<b>49,995</b>	<b>75,289</b>
FOREIGN SUPPLIERS				
Up to 30 days	28,553	2,145,764,622	368,981	2,448
Between 31 and 60 days	2,281	3,465,761,041	0	297
More than 60 calendar days	8,095	493,439,974	63,870	574
<b>Total</b>	<b>38,929</b>	<b>6,104,965,636</b>	<b>432,850</b>	<b>3,319</b>
TOTAL SUPPLIERS				
Up to 30 days	1,851,694	21,721,967,064	368,981	70,562
Between 31 and 60 days	183,745	4,055,075,576	49,995	6,222
More than 60 calendar days	344,720	625,363,901	63,870	1,824
<b>Total</b>	<b>2,380,159</b>	<b>26,402,406,541</b>	<b>482,845</b>	<b>78,608</b>





Photo | Nutrisco Contributor

## Critical suppliers

	2024	
CRITICAL SUPPLIERS	TOTAL	% OF TOTAL
Number of critical suppliers	4,241	5.4%
US\$ purchased from critical suppliers	17,795,199,338	67.4%

## Supplier evaluation

	2024
Total number of suppliers evaluated on paper or in the field	5,689
% of significant suppliers evaluated	58%
Number of suppliers assessed as having substantial current/potential impacts	262
% of suppliers with current/potential substantial negative impacts with agreed corrective action plan	1%
Number of suppliers with actual/potential substantial negative impacts that were terminated	3

## Contractors

	2024	2023
Number of contractor workers	69,710	59,046
Number of contractors	5,278	5,724

 Indicator verified by Deloitte. For more information see section "External verification" in chapter 8.








## | Main suppliers and customers

COMPANY	N° OF SUPPLIERS ACCOUNTING INDIVIDUALLY FOR AT LEAST 10% OF PURCHASES MADE DURING THE PERIOD FOR THE SUPPLY OF GOODS AND SERVICES	N° OF CUSTOMERS CONCENTRATING INDIVIDUALLY, AT LEAST 10% OF INCOME
Abastible	No supplier achieves such concentration	No client reaches such concentration
Alxar Internacional SpA	1	The company has no commercial operation
Celulosa ARAUCO y Constitución S.A.	No supplier achieves such concentration	No client reaches such concentration
Copec S.A.	2	No client reaches such concentration
Empresas Copec S.A.	No supplier achieves such concentration	The company has no commercial operation
Las Salinas S.A.	3	The company has no commercial operation
Inversiones Alxar S.A.	1	The company has no commercial operation
Pesquera Iquique-Guanaye S.A.	4	The company has no commercial operation
Sociedad Nacional de Oleoductos S.A.	2	2



# Community investment



	2024 US\$ MILLION	2023 US\$ MILLION	2022 US\$ MILLION
 <b>Empresas Copec</b>	722	781	435
 FORESTRY SECTOR	12,000	9,396	11,510
 ENERGY SECTOR	20,220	11,784	9,605
 FOOD SECTOR	572	375	80
 OTHER INVESTMENTS	0	0	0
<b>Total</b>	<b>33,514</b>	<b>23,053</b>	<b>21,631</b>







# Double materiality

GRI 2-14 

Empresas Copec carries out materiality assessments with the direct participation of internal and external stakeholders. These are periodic exercises where, at least once a year, the most relevant issues that may impact the Company's social environment or have implications for its future development are reviewed.

At the beginning of 2024, a dual materiality exercise was conducted for the first time<sup>1)</sup>, aiming to integrate environmental, social and governance criteria, and thus understand and manage, in a more efficient, sustainable and responsible way, the business risks and opportunities (financial materiality) and the environmental and social

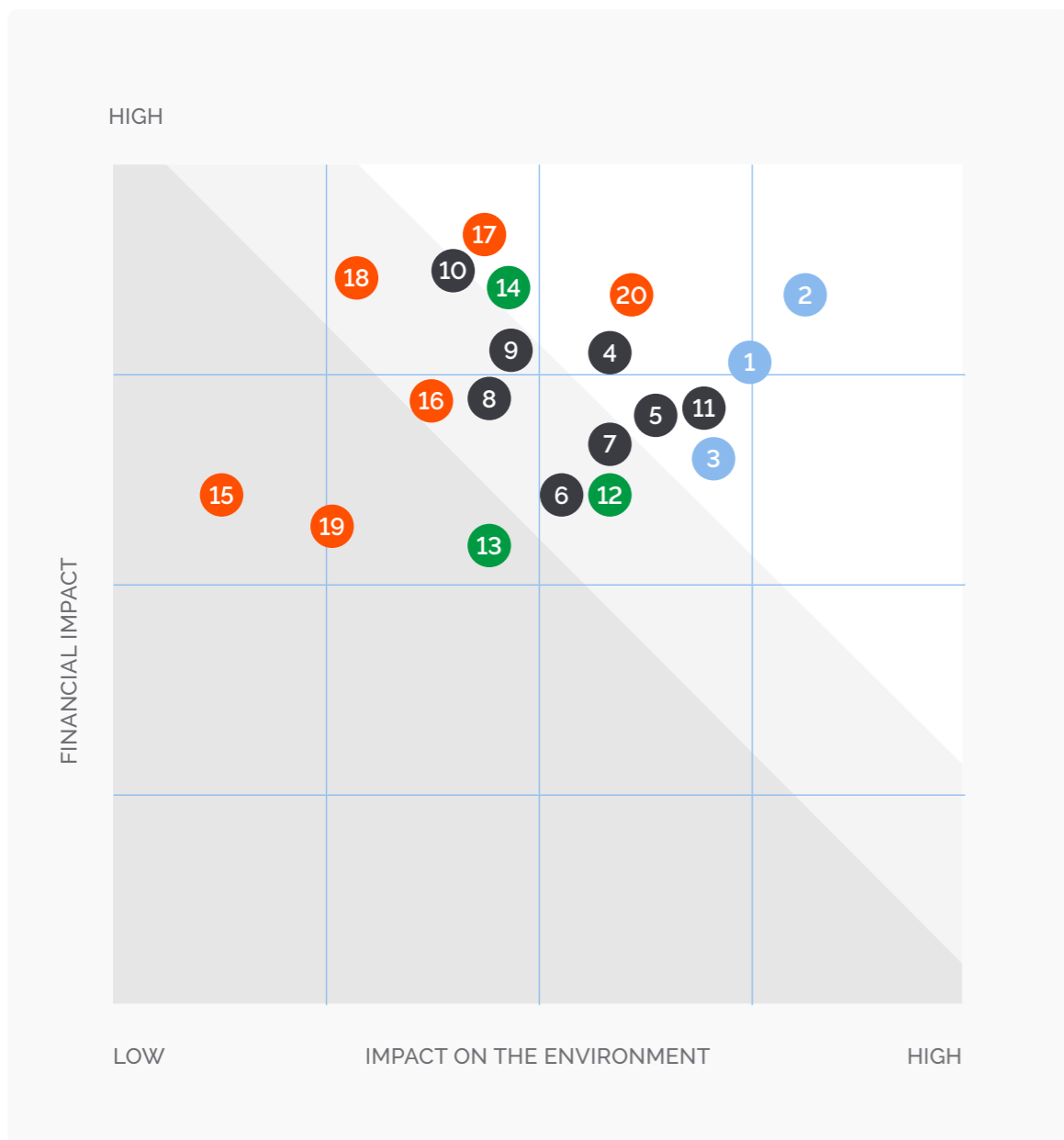
impacts on the surrounding areas (materiality of impacts). This process included the early participation of the risk area in its definition and analysis categories, in order to ensure consistency with the main corporate risk management systems. At the end, the material issues identified were validated by the CEO and approved by the Board of Directors.

STEP 1: SETTING PARAMETERS	STEP 2: IDENTIFY LIST OF MATERIAL ISSUES	STEP 3: PRIORITIZE	STEP 4: ANALYZE AND VALIDATE STEP
<p>→ Determine the material issues of Empresas Copec and its subsidiaries using three parameters: importance, impact and influence.</p> <p>→ Each parameter includes clearly defined criteria to improve the robustness of the process, as well as to eliminate subjectivity to the greatest extent possible.</p>	<p>→ Define a list of issues to be assessed, based on:</p> <ul style="list-style-type: none"> <li>• Relevant ESG frameworks and standards (including Global Reporting Initiative GRI, SASB, TCFD and CMF NCG N° 461), current legislation, global, market and industry trends and media.</li> <li>• Previous materiality matrix and emerging issues.</li> <li>• Sustainability frameworks, ratings and standards.</li> </ul>	<p>→ Stakeholder engagement to prioritize material issues included interviews conducted with members of the Board of Directors of Empresas Copec, executives of the Company and subsidiaries, investors, suppliers, auditors, ESG consultants, think tanks and NGOs.</p> <p>→ The prioritization criteria included probability and impact parameters under the perspective of financial and environmental relevance.</p>	<p>→ The material issues were analyzed by identifying three prioritization ranges, which allows to focus on the initiatives that will be worked on in the Company in the short and medium term.</p> <p>→ The materiality matrix was validated by the CEO and submitted to the Board of Directors.</p>

1. This materiality exercise was reported in the Company's 2023 Integrated Report.



## Double materiality matrix

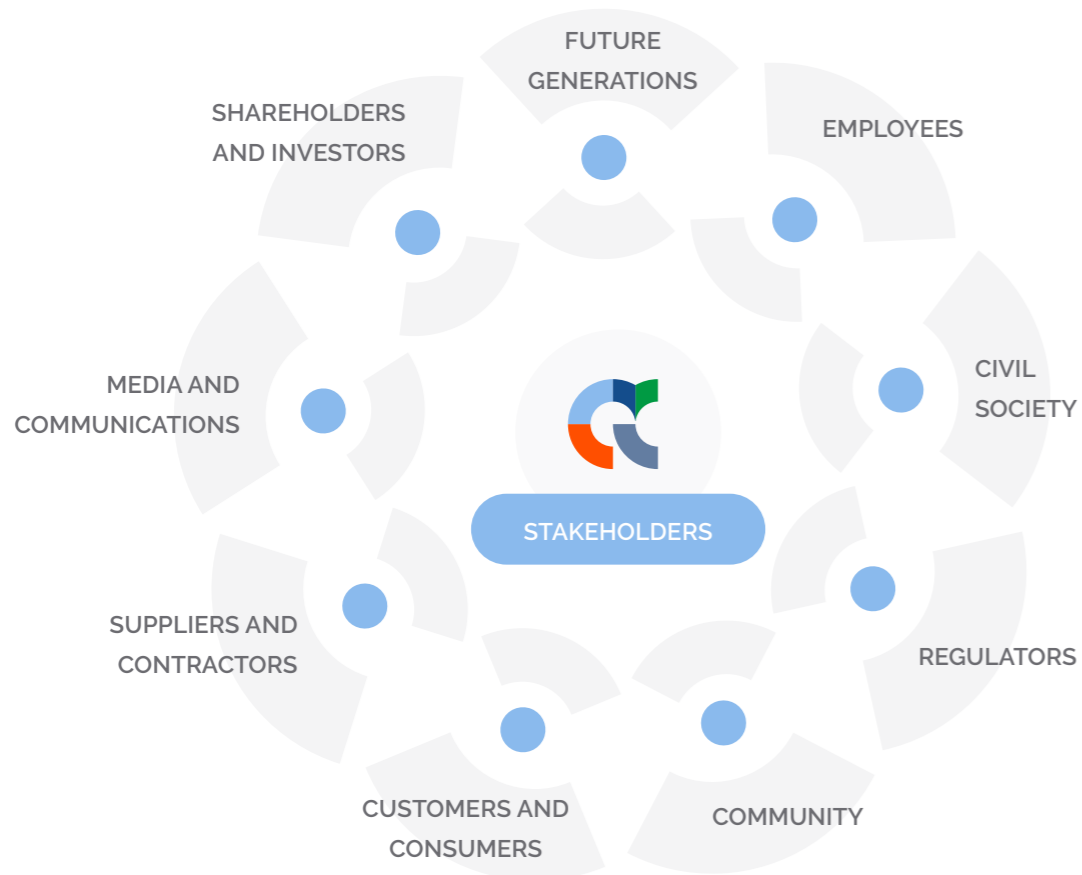


STRATEGIC FOCUSES	N°	MATERIAL ISSUES
→ Ensure the sustainability of the investment portfolio	1	• Investments and sustainable financing
	2	• Innovation in product and service offerings
	3	• Digital transformation
→ Generate confidence with actions	4	• Incident preparedness and response
	5	• Ethics and integrity
	6	• Information security
	7	• Transition to climate change
→ Taking care of the planet in investment and production decisions	8	• Physical effects of climate change
	9	• Climate change mitigation
	10	• Carbon absorption
	11	• Water resources
	12	• Circular economy
	13	• Waste and effluents
	14	• Biodiversity care
→ Contribute to the current and future well-being of people	15	• Collaborator's welfare, health and safety
	16	• Equity, diversity and inclusion
	17	• Fundamental rights
	18	• Responsible supply chain
	19	• Community development and impact
	20	• Customer well-being



# Commitment to stakeholders

NCG 461 (3.7.I / 6.1.V)   
GRI (2-26) 



## Value created

In order to identify and manage in a timely manner the issues that stakeholders consider most relevant, Empresas Copec classifies stakeholders into direct and indirect, according to their dependence on the Company and its subsidiaries. The former are those who, through their work, have a direct impact on the management of Empresas Copec, while the indirect stakeholders are related through their impact on the operation of the subsidiaries.

In 2024, future generations were included among the priority stakeholders, as a result of the discussion and announcement of the new corporate purpose, which seeks to promote sustainable investments and a long-term vision to contribute

hope for the generations to come. These are the people who will live in the future: those who have not yet been born or are just beginning to develop. They are the ones who will inherit the decisions, resources and challenges we face today.

In the first instance, attention to this particular stakeholder group has been considered in order to include a vision of the future in all guidelines, policies and challenges established within the Group. It has also been included in the Company's communications and exchanges with its external audiences. An example of this is the campaign on short-termism developed by Empresas Copec at the public opinion level.



STAKEHOLDERS	CLASSIFICATION		FORMS OF RELATIONSHIP	RELATIONSHIP RESPONSIBLE
	DIRECT	INDIRECT		
Shareholders and investors	•	•	<ul style="list-style-type: none"> <li>→ Corporate website; Investor website; Stock Department; Shareholders' Meetings; conference call; quarterly earnings report; presentations, reports and publications; roadshows; risk ratings and ESG classifications; corporate magazine; Integrated Report; and social media.</li> <li>→ Each subsidiary relates to this type of stakeholder according to its business model.</li> </ul>	<ul style="list-style-type: none"> <li>→ At Empresas Copec, the Stock Department and the Investor Relations area are in charge of this relationship.</li> <li>→ In the case of subsidiaries, each one establishes the area in charge of the relationship with this stakeholder group.</li> </ul>
Employees	•	•	<ul style="list-style-type: none"> <li>→ Internal communication media such as strategic alignment meetings, press releases, newsletters, roundtables and dialogue instances, among others; work environment surveys; intranet and other internal platforms; performance evaluations; training programs; recognition programs; corporate magazine; corporate website; Code of Ethics, Internal</li> <li>→ Each subsidiary relates to this type of stakeholder according to its business model.</li> </ul>	<ul style="list-style-type: none"> <li>→ At Empresas Copec, the areas responsible are Finance and Administration, Communications, and Sustainability and Corporate Affairs.</li> <li>→ In the case of subsidiaries, each one establishes the area in charge of the relationship with this stakeholder group.</li> </ul>
Civil society	•	•	<ul style="list-style-type: none"> <li>→ Corporate website; corporate magazine; Integrated Report; social media; and Whistleblower Channel.</li> <li>→ Each subsidiary relates to this type of stakeholder according to its business model.</li> </ul>	<ul style="list-style-type: none"> <li>→ Communications Area for direct stakeholders of Empresas Copec.</li> <li>→ In the case of subsidiaries, each one establishes the area in charge of the relationship with this stakeholder group.</li> </ul>
Regulators	•	•	<ul style="list-style-type: none"> <li>→ Integrated Report; presentations, reports and publications, and quarterly earnings report.</li> <li>→ Each subsidiary relates to this type of stakeholder according to its business model.</li> </ul>	<ul style="list-style-type: none"> <li>→ Empresas Copec's Board of Directors and CEO.</li> <li>→ Each subsidiary establishes the appropriate channels of communication.</li> </ul>
Media and communications	•	•	<ul style="list-style-type: none"> <li>→ Corporate website; investor website; presentations, reports and publications; corporate magazine; Integrated Report, regular meetings, press releases, and social networks.</li> <li>→ Each subsidiary relates to this type of stakeholder according to its business model.</li> </ul>	<ul style="list-style-type: none"> <li>→ Communications, Finance, Sustainability and Corporate Affairs at Empresas Copec.</li> <li>→ Each subsidiary establishes the appropriate channels of communication.</li> </ul>
Suppliers and contractors	•	•	<ul style="list-style-type: none"> <li>→ Each subsidiary relates to its business model in a different way.</li> <li>→ In general terms, the following can be found, among others: corporate and subsidiaries' websites; corporate magazine; and the Whistleblower Channel.</li> </ul>	<ul style="list-style-type: none"> <li>→ At Empresas Copec these stakeholders depend specifically on the area that contracts the good or service.</li> <li>→ Each subsidiary establishes the appropriate channels of communication.</li> </ul>
Customers and consumers		•	<ul style="list-style-type: none"> <li>→ Each subsidiary relates to this type of stakeholder according to its business model.</li> </ul>	<ul style="list-style-type: none"> <li>→ Each subsidiary establishes the appropriate channels of communication.</li> </ul>
Community		•	<ul style="list-style-type: none"> <li>→ Each subsidiary relates to this type of stakeholder according to its business model.</li> </ul>	<ul style="list-style-type: none"> <li>→ Each subsidiary establishes the appropriate channels of communication.</li> </ul>




# Communication strategy


Empresas Copec has a communications strategy that seeks to connect with the Company's different stakeholders through a corporate narrative in line with its purpose and based on the pillars of sustainability, business, innovation and people. The plan minimizes information asymmetries and facilitates the regular delivery of content in a timely, transparent, truthful and representative manner to the different stakeholders.


PLATFORM	SUMMARY
Investor Relations Area	<ul style="list-style-type: none"> <li>→ Area responsible for assisting and guiding investors and analysts on market behavior, business performance, main risks and the financial, economic and legal situation.</li> <li>→ Conducts periodic presentations of results and participates in national and international conferences.</li> </ul>
Webcast	<ul style="list-style-type: none"> <li>→ Investor Relations platform that seeks to provide investors with timely information on the Company's results via the Internet and online inquiries.</li> </ul>
Institutional video of results	<ul style="list-style-type: none"> <li>→ The purpose of this quarterly report is for CEO to present a strategic vision of the main progress, milestones and challenges of Empresas Copec and its subsidiaries.</li> </ul>
Corporate and investor website	<ul style="list-style-type: none"> <li>→ They provide relevant and updated information, such as the Company's bylaws, minutes of the Shareholders' Meetings, financial statements, annual reports, corporate magazines, earnings reports, news, manuals and corporate policies, among other contents.</li> </ul>
External media	<ul style="list-style-type: none"> <li>→ The Company seeks to maintain a fluid and transparent relationship with the media through different channels such as communication with editors and journalists, sending press releases, corporate video, among others, so that Empresas Copec's information reaches civil society through the press. In addition, the media is provided with timely information on the Company's management.</li> </ul>
Social networks	<ul style="list-style-type: none"> <li>→ On LinkedIn, the Company shares publications that report on progress, milestones and relevant news of the Company and its subsidiaries.</li> <li>→ The Company has a YouTube channel where all official videos and live broadcasts are posted, such as the last Shareholders' Meetings.</li> </ul>
Corporate magazine	<ul style="list-style-type: none"> <li>→ This institutional magazine is published digitally every four months, with the purpose of providing information on the different initiatives developed by the Company and its subsidiaries, investments and notes of general interest, providing local and global coverage.</li> </ul>
Internal media	<ul style="list-style-type: none"> <li>→ Bidirectional in nature, it seeks to keep employees informed in an efficient, transparent and timely manner. Among them are the corporate newsletter, strategic alignment meetings, conversations, internal communications and instances of dialogue to address contingent issues.</li> <li>→ In addition, an intranet, a digital platform designed to support employees by providing them with access to resources such as information, files, workflows and tools, was launched in 2023.</li> </ul>
Hotline	<ul style="list-style-type: none"> <li>→ Communication channel detailed on page 58 of this document.</li> </ul>



# Significant events of the year

NCG 461 (9) 

DATE	MATTER	LINK
I)  <b>Empresas Copec</b>		
28/03/2024	<ul style="list-style-type: none"> <li>Empresas Copec refers to the distribution of profits (payment of dividends) to be proposed at the next Ordinary Shareholders' Meeting.</li> </ul>	<a href="#">Link</a>
22/04/2024	<ul style="list-style-type: none"> <li>It is reported that the subsidiary Copec S.A. submitted, for approval by the 23rd Civil Court of Santiago, the sale and purchase agreement of the assets corresponding to a photovoltaic park called "Granja Solar", located in the municipality of Pozo Almonte, Tarapacá Region, which has a nominal installed generation capacity of 123 MWp; the electrical substation "Granja Solar", which is located within the park and the connection panel in that substation, as well as the electric transmission line that interconnects the park to the National Electric System, with an extension of 23.4 km.</li> </ul>	<a href="#">Link</a>
25/04/2024	<ul style="list-style-type: none"> <li>The Company proceeds to place bonds in the local market, which are dematerialized and bearer bonds, whose most relevant conditions are addressed in the material fact.</li> </ul>	<a href="#">Link</a>
26/06/2024	<ul style="list-style-type: none"> <li>The Company proceeds to place bonds in the local market, which are dematerialized and bearer bonds, whose most relevant conditions are addressed in the material fact.</li> </ul>	<a href="#">Link</a>

DATE	MATTER	LINKS
I)  <b>Empresas Copec</b>		
16/07/2024	<ul style="list-style-type: none"> <li>It is reported that the subsidiary Celulosa Arauco y Constitución S.A. has informed that, after fulfilling the agreed conditions precedent, Arauco and its subsidiary Inversiones Arauco Internacional Limitada have transferred all the shares and social rights held directly in Arauco Florestal Arapotí S.A. and Arauco Forest Brasil S.A., and indirectly in Empreendimentos Florestais Santa Cruz Ltda. and Florestal Vale do Corisco S.A., which hold assets mainly in the state of Paraná, Brazil.</li> </ul>	<a href="#">Link</a>
16/08/2024	<ul style="list-style-type: none"> <li>It is reported that, through a share purchase agreement (SPA) of the subsidiary Abastible S.A., through its subsidiary Hualpén Gas S.A., has agreed with Compañía Española de Petróleos, S.A. and other companies of its group, the purchase from the latter of its Liquefied Gas business in Spain (GASIB Sociedad Ibérica de Gas Licuado, S.L.U.) and in Portugal (GASIB - Sociedade Ibérica de de Gás Liquefeito), as well as other complementary agreements in connection with the LG business.</li> <li>The Transaction is subject to compliance with the conditions precedent contemplated in the SPA, among which are the approval to be granted by the Spanish authority in relation to foreign direct investment, and the European Commission in relation to Free Competition, in addition to other usual conditions in this type of contracts.</li> </ul>	<a href="#">Link</a>
24/09/2024	<ul style="list-style-type: none"> <li>The Board of Directors of the subsidiary Celulosa Arauco y Constitución approved the construction and start-up of the pulp mill of the Sucuriú Project, located in the town of Inocencia, state of Mato Grosso do Sul, Brazil, subject to obtaining the corresponding environmental and other permits and the necessary financing.</li> </ul>	<a href="#">Link</a>
11/10/2024	<ul style="list-style-type: none"> <li>Empresas Copec places green bonds in the local market, which are dematerialized and bearer bonds, the most relevant conditions of which are addressed in the material fact.</li> </ul>	<a href="#">Link</a>
28/11/2024	<ul style="list-style-type: none"> <li>The Board of Directors of Empresas Copec has approved the Customary Operations Policy with respect to related party transactions carried out by the Company, which in accordance with letter b) of Article 147 of Law 18,046 on Corporations, shall be understood to be ordinary in consideration of the company's line of business.</li> </ul>	<a href="#">Link</a>
12/12/2024	<ul style="list-style-type: none"> <li>In reference to what was communicated in the Material Fact dated August 16, we inform that, having complied with the aforementioned conditions precedent, a Spanish investment company, a subsidiary of Hualpén Gas and assignee of the rights of the latter under the share purchase agreement, has materialized the purchase of the companies, in the amount of € 275,460,057.</li> </ul>	<a href="#">Link</a>
20/07/2024	<ul style="list-style-type: none"> <li>The Company proceeds to place bonds in the local market, which are dematerialized and bearer bonds, whose most relevant conditions are addressed in the material fact.</li> </ul>	<a href="#">Link</a>

DATE	MATTER	LINKS
<b>II) CELULOSA ARAUCO Y CONSTITUCIÓN S.A.</b>		
23/01/2024	<ul style="list-style-type: none"> <li>Information is provided regarding the modification of the Manual for Handling Information of Interest for the Market, the new version of which will be submitted to the Financial Market Commission.</li> </ul>	<a href="#">Link</a>
23/04/2024	<ul style="list-style-type: none"> <li>The subsidiary reports on the resolutions adopted at the Ordinary Shareholders' Meeting regarding changes in the Board of Directors and Management.</li> </ul>	<a href="#">Link</a>
16/07/2024	<ul style="list-style-type: none"> <li>In relation to what was reported in the Material Fact sent to the Commission on December 20, the subsidiary informs that, after having met the suspensive conditions agreed upon, the Company and its subsidiary Inversiones Arauco Internacional Limitada have transferred all of the shares and social rights that they held directly in Arauco Florestal Arapotí S.A. and Arauco Forest Brasil S.A., and indirectly in Empreendimentos Florestais Santa Cruz Ltda. and Florestal Vale do Corisco S.A., which hold assets mainly in the state of Paraná, Brazil.</li> </ul>	<a href="#">Link</a>
23/07/2024	<ul style="list-style-type: none"> <li>It is reported that the Board of Directors of the subsidiary agreed to modify the Manual for Handling Information of Interest to the Market.</li> </ul>	<a href="#">Link</a>
27/08/2024	<ul style="list-style-type: none"> <li>The subsidiary informs that the Board of Directors agreed to approve a new General Habituality Policy regarding the company's operations with related parties, which will be understood to be ordinary in consideration of the company's line of business for the purposes of Article 147 letter b) of Law 18,046 on Corporations.</li> </ul>	<a href="#">Link</a>
24/09/2024	<ul style="list-style-type: none"> <li>The company's Board of Directors approved the construction and start-up of the Sucuriú Project pulp mill, located in the town of Inocencia, Mato Grosso do Sul state, Brazil, subject to obtaining the necessary environmental and other permits and financing.</li> <li>At the same meeting of the Board of Directors, it was agreed to modify the dividend policy, establishing that an amount equivalent to 30% of the net income of each year, which can be distributed as dividends, will be distributed annually against the profits obtained in 2024, 2025 and 2026.</li> <li>It is reported that an Extraordinary Shareholders' Meeting will be called to discuss, among other matters, the increase in the capital stock of the company.</li> </ul>	<a href="#">Link</a>
27/11/2024	<ul style="list-style-type: none"> <li>The Company proceeds to place sustainable bonds in the local market, which are dematerialized and bearer bonds, whose most relevant conditions are addressed in the material fact.</li> </ul>	<a href="#">Link</a>

DATE	MATTER	LINKS
<b>III) SOCIEDAD NACIONAL DE OLEODUCTOS S.A. - SONACOL</b>		
05/03/2024	<ul style="list-style-type: none"> <li>Information is provided regarding changes in the company's management.</li> </ul>	<a href="#">Link</a>
08/04/2024	<ul style="list-style-type: none"> <li>The Ordinary Shareholders' Meeting of Sonacol is called and the matters to be discussed are detailed.</li> </ul>	<a href="#">Link</a>
30/08/2024	<ul style="list-style-type: none"> <li>Sonacol's Board of Directors approved a new Policy on Habitual Transactions with Related Parties governed by Title XVI of the Corporations Law and CMF's General Rule N° 501.</li> </ul>	<a href="#">Link</a>
23/10/2024	<ul style="list-style-type: none"> <li>The company proceeds to place bonds in the local market, whose most relevant conditions are addressed in the material fact.</li> </ul>	<a href="#">Link</a>
<b>IV) METROGAS S.A.</b>		
08/05/2024	<ul style="list-style-type: none"> <li>It is reported that Metrogas Board of Directors took cognizance of the second instance sentence issued by Chamber III of the Federal Civil and Commercial Court in Argentina, in the legal cases followed by Transportadora de Gas del Norte S.A. and described in Note 31 to the Company's financial statements (Note 31.1.2 File N° 7026-2011 and Note 31.1.3. File N° 7311-2015).</li> </ul>	<a href="#">Link</a>
29/08/2024	<ul style="list-style-type: none"> <li>Information is provided regarding changes in the company's management.</li> </ul>	<a href="#">Link</a>
29/08/2024	<ul style="list-style-type: none"> <li>The Board of Directors approved a new Policy on Habitual Transactions with Related Parties of the Company governed by Title XVI of the Corporations Law.</li> </ul>	<a href="#">Link</a>

Photo | Copec's storage center, Maipú, Chile

# | Indexes



## TCFD Index

Empresas Copec recognizes that climate change represents a global challenge with significant implications for its business and society in general. In this context, the Company has adopted the Task Force on Climate-related Financial Disclosures (TCFD) framework, to strengthen transparency in the disclosure of climate risks and opportunities, aligning its strategy with international best practices.

This index details the way in which Empresas Copec and its subsidiaries address governance, strategy, risk management and metrics associated with climate change, providing information on the initiatives and processes implemented to assess and mitigate these impacts.

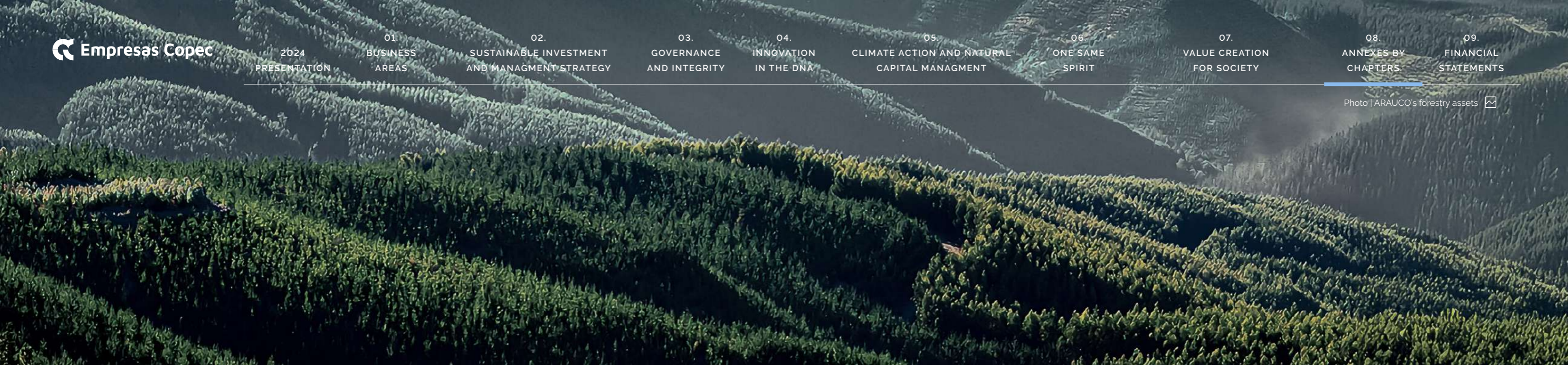


PILLAR	TCFD REQUIREMENT	PAGE	SECTION	COMMENT
Governance	a) Shareholders' Meeting/Board of Directors oversight over climate risks and opportunities.	89, 102	→ Corporate governance structure → Risk Management	The Board of Directors of Empresas Copec approves and supervises the strategic and management guidelines, establishing and monitoring the strategy and Risk Management Policy, which includes the management of issues related to climate change. It also approves and supervises the Sustainability Policy and the Integrated Report, ensuring the follow-up of sustainability initiatives established by the Company's regulatory bodies.
	b) Management's role in the assessment and management of climate risks and opportunities.	102, 110	→ Risk Management → Sustainability	<p>The highest level management position at Empresas Copec responsible for addressing climate-related issues is the Chief of Sustainability and Corporate Affairs Officer (CSO). This area integrates sustainability and climate issues into the Company's strategy, managing risks and opportunities and developing the Climate Change Roadmap. It also promotes environmental performance, ensures compliance with environmental reports and acts as a benchmark in sustainability, sharing knowledge and experience within Empresas Copec and its subsidiaries.</p> <p>This CSO reports monthly to the CEO on sustainability issues and, when necessary, makes presentations to the Board of Directors and/or the Directors' Committee. In turn, the CEO reports monthly to the Board of Directors on relevant issues in this area.</p> <p>The Sustainability and Corporate Affairs Management are also leads implementation of TCFD recommendations, collaborates with subsidiaries to share best practices on sustainability and monitors progress on climate commitments through the Council of Subsidiaries.</p> <p>In 2024, a Sustainability Executive Committee was established, whose objective is to internalize non-financial factors in decision making and to strengthen the execution capacity in environmental, social and governance issues.</p> <p>At the subsidiary level:</p> <ul style="list-style-type: none"> <li>• ARAUCO has a Risk Management Policy, a corporate framework and a risk matrix to define work plans to prevent losses or mitigate impacts. Climate management is integrated with other non-financial issues and its reporting to the Board of Directors varies according to the subject matter and context. The company has a Sustainability Committee and a Climate Change Committee, composed of the vice-chairman, the chief executive officer and other senior executives, who ensure long-term economic, social and environmental management.</li> <li>• Copec implements a Risk Management Model, based on international standards and industry best practices. This model, with a preventive approach, allows the company to anticipate situations or events that may compromise the fulfillment of its corporate objectives. Its application covers the entire value chain, including its employees, dealers, suppliers and contractors.</li> <li>• Abastible has a Comprehensive Risk Management Policy that establishes a framework for identifying causes, consequences and preventive and mitigating measures. Its Sustainability Committee supports the deployment of the sustainability strategy in all areas, reporting on progress to the CEO and the Board of Directors.</li> <li>• Nutrisco has a Sustainability Committee in charge of monitoring projects and compliance with sustainability initiatives.</li> </ul>



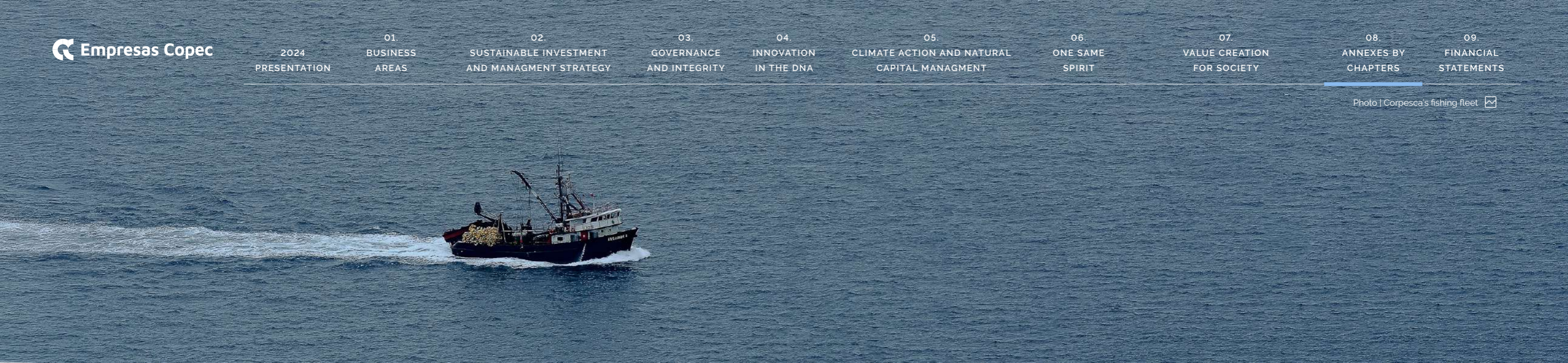
PILLAR	TCFD REQUIREMENT	PAGE	SECTION	COMMENT
Strategy	a) Climate-related risks and opportunities identified by the organization in the short, medium and long term.	105 266-272	→ Strategic Risks → Analysis of main risk factors and management of subsidiaries	<p>Taking into consideration the nature of the businesses of Empresas Copec and its subsidiaries, the principal risks and opportunities associated with climate change are discussed in the section: "Analysis of main risk factors and management of subsidiaries".</p> <p>It should be noted that ARAUCO and Copec have carried out physical risk and transition scenario evaluations with experts in the field, with the objective of identifying risks and opportunities related to climate change. Subsequently, the financial impact that these would have on the business has been calculated and mitigation plans have been proposed.</p>
	b) Impact of climate-related risks and opportunities on the organization's business, strategy and financial planning.	81 129 130-132 133	→ Mina Justa → Forestry sector → Energy sector → Food sector	<p>In this regard, the assessments consider the following scenarios:</p> <ul style="list-style-type: none"> <li>• Business As Usual (BAU): a scenario based on current market expectations.</li> <li>• 2 Degree Scenario (2DS): An orderly global transition that limits warming to well below 2 by the year 2100.</li> <li>• RCP 4.5 (or SSP2 4.5): A stabilization scenario with moderate emissions.</li> <li>• RCP 8.5 (or SSP5 8.5): A high emissions scenario with no additional climate policies.</li> <li>• IEA 2DS: A scenario aligned with the International Energy Agency that establishes measures to keep the temperature increase below 2 degrees.</li> </ul>
	c) Resilience of the organization's strategy, taking into account different climate-related scenarios, including a scenario of 2°C or less.	128 - 135	→ Climate route to decarbonization	<ul style="list-style-type: none"> <li>• RCP 8.5 (or SSP5 8.5): A high emissions scenario with no additional climate policies.</li> <li>• IEA 2DS: A scenario aligned with the International Energy Agency that establishes measures to keep the temperature increase below 2 degrees.</li> </ul> <p>These assessments allow Empresas Copec and its subsidiaries to anticipate and manage the effects of climate change on their operations and business strategy.</p>
Risk Management	a) Organizational processes for identifying and assessing climate-related risks.	103 104	→ Three-line model → Risk management process	<p>Empresas Copec and its subsidiaries identify climate change as a catalyzing factor that can influence the nature, severity and magnitude of other key risks in the Company's management framework. The identification, evaluation and management of climate risks are carried out within each risk area, with responsibility for coordinating and monitoring the degree of progress and compliance with these activities.</p>
	b) Organization's processes for managing climate-related risks.	128 - 135	→ Climate route to decarbonization	<p>At Empresas Copec, management is responsible for the continuous monitoring of risks in its daily activities, maintaining permanent communication and consultation with directors, senior executives and committees. Oversight of sustainability matters is the responsibility of the Chief Sustainability and Corporate Affairs Officer, which reports directly to the CEO.</p> <p>In turn, the CEO reports monthly to the Board of Directors on relevant sustainability issues. In addition, the Board of Directors annually subscribes to the information contained in the Integrated Report.</p>
	c) How processes for identifying, assessing, and managing climate risks are integrated into the organization's overall risk management.	102	→ Risk Management	<p>During 2024, an Sustainability Executive Committee was established with the objective of internalizing non-financial factors in decision-making and strengthening execution in environmental, social and governance matters. Among its functions, the committee annually identifies the most relevant emerging risks for the next 3 to 5 years, within which climate change has been highlighted as a material factor. This process involves several areas in the identification, quantification and prioritization of risks.</p> <p><b>At the subsidiary level:</b></p> <ul style="list-style-type: none"> <li>• ARAUCO has a Risk Management Committee that meets twice a year and is responsible for establishing risk policy, defining risk appetite, structures, responsibilities and mitigation plans. This committee ensures that risk management is integrated into all processes and aligned with ARAUCO's objectives, strategies and organizational culture.</li> <li>• Copec has an Audit and Risk Committee, whose main function is to validate the risk management strategy, oversee the correct application of the Risk Management Policy, foster a risk management culture within the company and monitor management's adherence to the Risk Management Framework and Risk Strategy.</li> </ul> <p>These structures allow Empresas Copec and its subsidiaries to manage climate risks strategically and in line with their corporate objectives.</p>





PILAR	TCFD REQUIREMENT	PAGE	SECTION	COMMENT
Metrics and Goals	a) Metrics used by the organization to assess climate risks and opportunities in line with its strategy and risk management process.	128 - 135	→ Climate route to decarbonization	
	b) Report Scope 1, Scope 2 and, if appropriate, Scope 3 GHG emissions and associated risks.	134	→ Carbon footprint management	Empresas Copec presents annually in its Integrated Report the metrics related to energy and water consumption, greenhouse gas emissions and other emissions, generation of hazardous and non-hazardous waste, effluents, spills and biodiversity protection. Specifically, regarding the carbon footprint, the subsidiaries measure it annually taking into consideration the standard established by the GHG Protocol and submit it to external verification.
	c) Targets used by the organization to manage climate risks and opportunities and its performance against the targets.	135	→ Carbon footprint reduction targets	





## SASB Index

NCG 461 (8.2) 

Empresas Copec reports sustainability information following the definitions of the Sustainability Accounting Standards Board (SASB). According to SASB's Sustainable Industry Classification System (SICS), the main classification corresponds to the Oil and Gas - Refining and Marketing industry.

However, given the diversity of sectors in which it operates, the Company considers it relevant to include additional metrics applicable to other industries within the SASB framework. Therefore, in addition to the primary industry, relevant information is provided for the Forestry Management, Pulp and Paper Production, and Meat, Poultry and Dairy sectors.

This approach seeks to provide stakeholders with a more comprehensive view of the Company's activities and their impact on sustainability.



INDUSTRY	SUBJECT	ACCOUNTING METRIC	CODE	PAGE
	Oil and Gas - Refining and Marketing	⚡ ENERGY SECTOR		
Greenhouse Gas Emissions		→ Scope 1 global gross emissions, percentage under emissions-limiting regulations	• EM-RM-110a.1	134, 279
		→ Analysis of long-term and short-term strategy or plan to manage Scope 1 emissions, emissions reduction targets, and an analysis of performance against those targets	• EM-RM-110a.2	128, 135
Air quality		→ Air emissions of the following pollutants: (1) NOx (excluding N2O), (2) SOx, (3) particulate matter (PM10), (4) H2S and (5) volatile organic compounds (VOC).	• EM-RM-120a.1	281
		→ Number of refineries in or near areas of high population density	• EM-RM-120a.2	The companies within Empresas Copec energy sector do not carry out refining activities
Water management		→ (1) Total freshwater withdrawn, (2) percentage recycled, (3) percentage in regions with high or extremely high initial water stress.	• EM-RM-140a.1	282, 283
		→ Number of non-compliance incidents related to water quality permits, standards, and regulations	• EM-RM-140a.2	136
Hazardous materials management		→ Amount of hazardous waste generated, percentage recycled	• EM-RM-150a.1	284, 285
		→ (1) Number of underground storage tanks (USTs), (2) number of UST releases requiring cleanup, and (3) percentage in states with UST financial assurance funds.	• EM-RM-150a.2	In terms of underground tanks, in Chile there are 3,184 located in service stations and 22 in plants. There is no information on percentage in states with UST financial guarantee funds.
Workforce health and safety		→ (1) Total recordable incident rate (TRIR), (2) fatality rate, and (3) near miss frequency rate (NMFR) for a) full-time employees, and b) contract employees	• EM-RM-320a.1	303
		→ Analysis of the management systems used to integrate a safety culture	• EM-RM-320a.2	158-160
Product specifications and clean fuel blends		→ Percentage of renewable volume obligation (RVO) met through: (1) production of renewable fuels, (2) purchase of "separated" renewable identification numbers (RIN)	• EM-RM-410a.1	Companies in the energy sector do not manufacture biofuels.
		→ Total addressable market and market share for advanced biofuels and related infrastructure	• EM-RM-410a.2	
Price integrity and transparency		→ Total amount of monetary losses as a result of legal proceedings related to fixation or manipulation	• EM-RM-520a.1	There are no legal proceedings related to fixation or manipulation
Management of the legal and regulatory environment		→ Analysis of corporate positions related to government regulations or policy proposals that address environmental and social factors affecting the industry.	• EM-RM-530a.1	Information not available
Critical incident risk management		→ Process safety event rates (PSE) for Loss of Primary Containment (LOPC) of greater consequence (level 1) and lowest consequence (level 2)	• EM-RM-540a.1	304
		→ Threat indicator rate for security systems (level 3)	• EM-RM-540a.2	
		→ Analysis of the measurement of operational discipline and management system performance through Tier 4 indicators	• EM-RM-540a.3	
Activity metrics	→ Refining yields of crude oil and other raw materials	• EM-RM-000.A 6	The companies within Empresas Copec energy sector do not carry out refining activities	
	→ Refining operational capacity	• EM-RM-000.B		




INDUSTRY	SUBJECT	ACCOUNTING METRIC	CODE	PAGE
	🌳 FORESTRY SECTOR			
Forestry management	Ecosystem services and impacts	→ Area of forestland certified to a third-party forest management standard, percentage certified to each standard	• RR-FM-160a.1	41
		→ Area of forestland with protected conservation status	• RR-FM-160a.2	41, 286
		→ Area of forestland in endangered species habitat	• RR-FM-160a.3	286
		→ Description of approach to optimizing opportunities from ecosystem services provided by forestlands.	• RR-FM-160a.4	145-149
	Rights of indigenous peoples	→ Area of forestland in indigenous land	• RR-FM-210a.1	286
		→ Description of engagement processes and due diligence practices related to human rights, indigenous rights and the local community.	• RR-FM-210a.2	174, 190
	Climate change adaptation	→ Description of the strategy to manage opportunities and risks of forest management and timber production due to climate change.	• RR-FM-450a.1	128, 129, 134
	Activity metric	→ Area of forestland owned, leased, or managed by the entity.	• RR-FM-000.A	42-44
		→ Total standing timber inventory	• RR-FM-000.B	42
			→ Timber harvest volume	• RR-FM-000.C
Pulp and Paper	Greenhouse Gas Emissions	→ Global gross Scope 1 emissions	• RR-PP-110a.1	134, 279
		→ Analysis of the long- and short-term strategy or plan to manage Scope 1 emissions, emission reduction targets and analysis of performance against those targets.	• RR-PP-110a.2	128, 135
	Air quality	→ Air emissions of the following pollutants: (1) NOx (excluding N2O), (2) SO2, (3) volatile organic compounds (VOC), (4) particulate matter (PM) and (5) hazardous air pollutants (HAP).	• RR-PP-120a.1	281
	Energy management	→ (1) Total energy consumed, (2) percentage of electricity from grid, (3) percentage from biomass, (4) percentage from other renewable energies	• RR-PP-130a.1	278
	Water management	→ (1) Total water withdrawn, (2) total water consumed, percentage of each in regions with high or extremely high Baseline water stress.	• RR-PP-140a.1	282, 283
		→ Description of water management risks and analysis of strategies and practices to mitigate them.	• RR-PP-140a.2	136-139
	Supply chain management	→ Percentage of wood fiber sourced from (1) third-party certified forestlands and the percentage for each standard, as well as (2) complying with other fiber sourcing standards and the percentage for each standard.	• RR-PP-430a.1	41
		→ Amount of recycled and recovered fiber procured	• RR-PP-430a.2	140, 284-285
	Activity metrics	→ Pulp production	• RR-PP-000.A	44
		→ Paper production	• RR-PP-000.B	ARAUCO does not manufacture paper
		→ Total wood fiber sourced	• RR-PP-000.C	44



INDUSTRY	SUBJECT	ACCOUNTING METRIC	CODE	PAGE
	Meat, poultry and dairy	FOOD SECTOR		
Greenhouse gas emissions		→ Global gross Scope 1 emissions	• FB-MP-110a.1	134
		→ Analysis of the long- and short-term strategy or plan to manage Scope 1 emissions, emission reduction targets and analysis of performance against those targets	• FB-MP-110a.2	128, 135
Energy management		→ (1) Total energy consumed, (2) percentage of electricity from grid, (3) percentage of renewables	• FB-MP-130a.1	278
Water management		→ (1) Total water withdrawn, (2) total water consumed, percentage of each in regions with high or extremely high baseline water stress	• FB-MP-140a.1	282, 283
		→ Description of water management risks and analysis of strategies and practices to mitigate them	• FB-MP-140a.2	136 - 139
		→ Number of incidents of non-compliance with water quality permits, standards, and regulations	• FB-MP-140a.3	136
Land use and ecological impacts		→ Amount of manure and animal waste generated, percentage managed according to a nutrient management plan	• FB-MP-160a.1	Food sector operations do not include manure or animal waste generated by working only with seafood products.
		→ Percentage of pasture and grazing land managed according to Natural Resources Conservation Service (NRCS) conservation plan criteria	• FB-MP-160a.2	Food sector operations do not include livestock grazing activities.
		→ Production of animal proteins from concentrated animal feeding operations (CAFOs)	• FB-MP-160a.3	Food sector operations do not include livestock activities where CAFOs are developed.
Food safety		→ Global Food Safety Initiative (GFSI) audit: (1) rate of non-compliance and (2) associated corrective actions rate for a) major and b) minor nonconformities	• FB-MP-250a.1	Nutrisco's 2024 audit shows the following results: (1) 2.7% (2.a) 0% (2.b) 2.7%
		→ Percentage of supplier facilities certified under a Global Food Safety Initiative (GFSI) food safety certification program	• FB-MP-250a.2	58% of supplier facilities are certified
		→ (1) Number of recalls issued and (2) total weight of products recalled.	• FB-MP-250a.3	Nutrisco had no product recalls during 2024
		→ Analysis of markets that prohibit the import of the entity's products	• FB-MP-250a.4	There are no markets that prohibit the importation of the company's products.
Use of antibiotics in animal production		→ Percentage of animal production that received (1) medically important antibiotics and (2) non-medically important antibiotics, by type of animal	• FB-MP-260a.1	The food sector does not have fish hatcheries; wild fish are used.
Workforce Health and safety		→ (1) Total Recordable Incident Rate (TRIR) and (2) fatality rate	• FB-MP-320a.1	304
		→ Description of activities to assess, monitor and mitigate acute and chronic respiratory conditions	• FB-MP-320a.2	158 - 161
Animal care and welfare		→ Percentage of pork produced without the use of gestation crates	• FB-MP-410a.1	This SASB indicator does not apply directly to Empresas Copec's food sector, since pork and eggs are not part of the products offered by the companies.
		→ Percentage of sales of eggs from cage-free hens	• FB-MP-410a.2	
		→ Percentage of production certified to an third party animal welfare standard	• FB-MP-410a.3	





INDUSTRY	SUBJECT	ACCOUNTING METRIC	CODE	PAGE
	FOOD SECTOR			
	Environmental and social impacts of animal supply chain	→ Percentage of suppliers' livestock applying Natural Resources Conservation Service (NRCS) conservation plan criteria or equivalent.	• FB-MP-430a.1	This SASB indicator does not apply directly to Empresas Copec's food sector, since pork and eggs are not part of the products offered by the companies.
		→ Percentage of supplier and contracted production facilities verified to meet animal welfare standards.	• FB-MP-430a.2	
	Procurement of feed and animals	→ Percentage of animal feed from regions with high or extremely high initial water stress	• FB-MP-440a.1	This SASB indicator does not apply directly to Empresas Copec's food sector, since the activities do not belong to the meat, poultry and dairy sectors.
		→ Percentage of contracts with producers located in regions with high or extremely high initial water stress	• FB-MP-440a.2	
		→ Analysis of the strategy to manage opportunities and risks to feed and livestock supply due to climate change.	• FB-MP-440a.3	
	Activity metrics	→ Number of processing and manufacturing facilities	• FB-MP-000.A	59
		→ Animal protein production, by category; percentage outsourced	• FB-MP-000.B	60



## Table of Contents NCG 461 - CMF

SECTION	CATEGORY	SUBCATEGORY	PAGE
<b>2. COMPANY PROFILE</b>			
2.1	Mission, vision, purpose and values		20, 343, 344-345
2.2	Historical Information		30, 31-36, 346-347
2.3.1	Control situation		86, 245-246
2.3.2	Significant changes in ownership or control		86, 248
2.3.3	Identification de partners o majority shareholders		86, 245-246
2.3.4	Shares, characteristics and rights	i. Series of shares	86, 245, 251
		ii. Dividend policy	247, 251
		iii. Total number of stockholders of record at the end of the annual period	86, 245
2.3.5	Other Values		259
<b>3. CORPORATE GOVERNANCE</b>			
3.1	Governance framework	i. Well-functioning corporate governance.	87
		ii. Integration of a sustainability approach in its business	87, 88, 110
		iii. Detection and management of conflicts of interest	94, 106
		iv. Management of the interests of its main stakeholders	109, 322-324
		v. Promotion of Innovation and Research and Development	19, 110, 114-123
		vi. Organizational, social or cultural barriers	96-97
		vii. Identification of the diversity of skills, knowledge, conditions, experiences and visions	96-97
		viii. Organizational structure organization chart	89



SECTION	CATEGORY	SUBCATEGORY	PAGE	SECTION	CATEGORY	SUBCATEGORY	PAGE
3. CORPORATE GOVERNANCE							
3.2	Board of Directors	i. Identification of its members	90	3.4	Senior executives	i. Position, name, ID number, profession and date from which each one of them has held the position.	98-99
		ii. Income of its members on the occasion of their work in the Board of Directors	93			ii. Amount of remuneration received by the main executives	100
		iii. Policy for hiring consultants	96			iii. Compensation or benefit plans	97, 100
		iv. Matrix of knowledge, skills and experience of the members of the Board of Directors.	92			iv. Issuer's ownership interest	249-250
		v. Description of the procedures or mechanisms that have been implemented for the induction of new members.	96	3.5	Adherence to national or international codes		
		vi. Frequency with which it meets with the risk management, internal audit and social responsibility units.	95			i. Guidelines on risk management policies	102-105
		vii. Report on matters related to environmental and social issues.	110			ii. Identified risks and opportunities	105, 266-272
		viii. On-site visits to the different facilities and installations	96			iii. Risk identification	104, 106-113
		ix. Evaluation of their collective and/or individual performance	97			iv. Role of the Board of Directors in the detection, assessment, management and monitoring of such risks.	102-103
		x. Minimum number of regular meetings	91			v. Unit in charge of risk management	102-103
		xi. Business continuity plan	97, 100			vi. Internal Audit Unit	102-103
		xii. Information system regarding the sessions	97			vii. Code of Ethics or Conduct	106
		xiii. Conformation of the Board of Directors	90, 257			3.6	Risk management
3.3	Director's Committees	i. Brief description of the role and main functions of the respective committee	94				
		ii. Identification of each of its members	90, 93, 94	x. Succession Plan	97, 100		
		iii. Income of its members on the occasion of their work on the corresponding committee	93, 94	xi. Revision of salary structures and compensation policies	97		
		iv. Identification of the main activities that the committee has developed during the year	252-256	xii. Procedures regarding salary structures and compensation and indemnification policies for the chief executive officer and other senior executives.	97		
		v. Policies for hiring consultants	96	xiii. Offense prevention model implemented in accordance with the provisions of Law N° 20,393	108		
		vi. Frequency with which it meets with the risk management, internal audit and social responsibility units. risk management, internal audit and social responsibility.	95, 252-256	3.7	Relationship with stakeholders and the general public	i. Stakeholder and Media Relations Unit	322-324
		vii. Frequency of reporting to the Board of Directors.	94			ii. Continuous improvement for the processes of preparation and dissemination of disclosures to the market.	109, 322-324
		iii. Information on the diversity of capabilities, conditions, experiences and visions of the candidates to the Board of Directors.	96				
		iv. Remote voting mechanism for shareholders	97				



SECTION	CATEGORY	SUBCATEGORY	PAGE
<b>4. STRATEGY</b>			
4.1	Timeframes		70-71
4.2	Strategic goals		72-73
4.3	Investment plans		70-71, 77
<b>5. PEOPLE</b>			
5.1.1	Headcount by gender		152, 292
5.1.2	Headcount by nationality		293-295
5.1.3	Headcount by age rate		296-297
5.1.4	Seniority		298-299
5.1.5	Number of people with disabilities		300
5.2	Labor Formality		301
5.3	Labor adaptability		302
5.4.1	Equity policy		157
5.4.2	Salary gap		157
5.5	Sexual and workplace harrasment		106, 172, 307
5.6	Occupational safety		158, 303
5.7	Postnatal leave		306
5.8	Training y benefits	i. The total amount of monetary resources	162, 305
		ii. Total number of trained personnel	162, 305
		iii. Annual average of training hours	162, 305
		iv. Subjects covered by these trainings	162-166
		v. Benefits granted to personnel	162-165, 308
5.9	Subcontracting policy	Policy regarding contractors	183, 314

SECTION	CATEGORY	SUBCATEGORY	PAGE
<b>6. BUSINESS MODEL</b>			
6.1	Industrial sector	i. Nature of the entity's products and/or services that are sold in the industry	40-44, 46-54, 56-60, 62-63
		ii. Competition faced by the entity in the industrial sector	240-241
		iii. Legal or regulatory framework that regulates or affects the industry in which it participates.	273
		iv. National or foreign regulatory entities that have audit powers over the entity	274
		v. Main stakeholders identified.	322-324
		vi. Affiliation to guilds, associations or organizations	213-235
6.2	Business	i. Main goods produced and/or services rendered	40-44, 46-54, 56-60, 62-63
		ii. . Sales channels and distribution methods	40-44, 46-54, 56-60, 62-63
		iii. Suppliers that individually represent at least 10% of the total total purchases made	315
		iv. Customers who individually account for at least 10% of the total segment income	315
		v. The main brands used in the marketing of goods and services	195
		vi. Patents owned by the entity	259
		vii. Major licenses, franchises, royalties and/or concessions of ownership of the entity	259
		viii. Other external environment factors	11-15, 74, 273-274
6.3	Stakeholders	Description of stakeholders	322-324
6.4	Properties and facilities	i. Most relevant characteristics of the main properties	259
		ii. Concession areas and/or land	259
		iii. Identify whether the entity is the owner of such facilities	259
6.5.1	Subsidiaries and related companies	i. Individualization, address and legal nature	197-235
		ii. Subscribed and paid-in capital	197-235



SECTION	CATEGORY	SUBCATEGORY	PAGE		
<b>6. BUSINESS MODEL</b>					
6.5.1	Subsidiaries and related companies	iii. Corporate purpose and clear indication of the activity or activities carried out	197-235		
		iv. Name(s) and surname(s) of the director(s), administrator(s), as the case may be, the CEO	197-235		
		v. Current percentage of stake of the parent company or investor entity	197-235		
		vi. Percentage that represents the investment in each subsidiary or related company over the total individual assets of the parent company	197-235		
		vii. Name and surname of the director, CEO or senior executive officers of the parent company or investor entity who hold any of these positions in the subsidiary or related company	197-235		
		viii. Description of business relationships with subsidiaries or related companies	259		
		ix. Brief list of the acts and contracts entered into with the subsidiaries or related companies	252-256, 259		
		x. Schematic table with direct and indirect relationships of ownership In force	197, 213, 227		
		6.5.2	Investment in other companies	i. Individualization and their legal nature	197-235
				ii. Percentage of participation	197-235
iii. Description of their main activities	197-235				
iv. Percentage of the company's total individual assets represented by these investments.	197-235				
<b>7. SUPPLIER MANAGEMENT</b>					
7.1	Payment to suppliers	i. Política de pago a proveedores	177, 180-182		
		ii. Number of invoices paid	313		
		iii. Total Amount	313		
		iv. Total amount of interest on late payment of invoices	313		
		v. Number of Suppliers	313		
		vi. Number of agreements registered in the Registry of Agreements with Deadline	177, 313		

SECTION	CATEGORY	SUBCATEGORY	PAGE
<b>7. SUPPLIER MANAGEMENT</b>			
7.2	Evaluation of suppliers	i. Supplier evaluation policies	179, 314
		ii. Suppliers evaluated	314
<b>8. LEGAL AND REGULATORY COMPLIANCE</b>			
8.1	In relation to customers	Procedures aimed at preventing and detecting regulatory non-compliance regarding customers rights.	172
		Number of enforced sanctions	259
8.2	In relation to its employees	Procedures aimed at preventing and detecting regulatory non-compliance regarding employees rights	172
		Number of sanctions enforced in this area	259
8.3	Environmental	Compliance models	127
		Number of enforced sanctions from the Public Registry of Sanctions of the Superintendency of the Environment	259
8.4	Antitrust	Procedures aimed at preventing and detecting regulatory non-compliance that may affect free competition	107
		Number of sanctions enforced in this area	259
8.5	Others	Procedures to prevent and detect non-compliance to Law N° 20.393	108
		Number of sanctions enforced in this area	259
<b>9. SUSTAINABILITY</b>			
9.1	SASB Metrics	Review Tab SASB	333-337





SECTION	CATEGORY	SUBCATEGORY	PAGE
10. RELEVANT OR MATERIAL FACTS			
10	Relevant or material facts		325-328
11. SHAREHOLDER AND DIRECTORS' COMMITTEE COMMENTS			
11	Shareholder and directors' committee comments		97
12. FINANCIAL REPORTING			
12	Financial reporting		354

## Mission

NCG 461 (2.1) 


*To connect, through concrete, sustainable and long-term initiatives, economic development with creation of social value and care for the environment*

## Vision

Empresas Copec is a world-class company that seeks to deliver an attractive level of profitability in the long term to its investors, and to contribute to the development of Chile and the different countries where it operates. To this end, it invests mainly in energy and natural resources and, in general, in business areas in which it can create value in a sustainable manner.

In the development of its activities, it strives to be a good citizen, and attends to and respects the interests of shareholders, collaborators, partners, suppliers, customers, communities and all parties with whom it is involved in one way or another.

Empresas Copec conducts its activities efficiently and acts in all its decisions in accordance with ethical and transparency standards.

**| Our values**  
NCG 461 (2.1) 



1

**Integrity**

*To be of integrity and consistency in order to always try to do the right thing*

We aim to act with rectitude and transparency, building relationships based on trust. Our way of conducting ourselves must always be ethical, that is, we seek to do the right thing, even when it is difficult, unpopular or goes unnoticed. Being of integrity helps us to develop a better environment, in which mistakes are recognized and their consequences are corrected, showing coherence between what is said, what is decided and what is acted upon. We encourage Empresas Copec to be an organization of integrity and reliability.

2

**Excellence**

*Giving the best of each one of us to do things with excellence*

Those of us who work at Empresas Copec seek to reach our maximum potential and deliver the best of ourselves in all the tasks we perform. We adopt a standard of excellence in our decisions and actions, based on responsibility, passion and attention to detail. We want our actions to be geared toward exceeding expectations: every job we do, big or small, is an opportunity to build something extraordinary and to leave a positive footprint in everything we do.

 Indicator verified by Deloitte. For more information see section "External verification" in chapter 8.





3

**Innovation**

*Constantly searching for new paths and innovations to improve people's lives*

At Empresas Copec we promote curiosity, innovation and the courage to explore the unknown, challenge the established and transform obstacles and mistakes into possibilities for growth. We give space to try and create new paths, through a culture that encourages the search for transformative solutions that improve people's lives.

Through innovation and our constant commitment to collective well-being, at Empresas Copec we create opportunities that make a better future possible.



4

**Long Term**

*Have a long-term vision to contribute to the solution of society's major challenges*

We want to have a positive impact on the world. We understand that a company cannot last over time if it does not act sustainably. Thus, at Empresas Copec we evaluate our success based on the legacy we are leaving to future generations. Our decisions and actions are always guided by a long-term vision, which drives us to think in decades, beyond immediate results, seeking to ensure that each action contributes to the well-being of society, today and tomorrow.



5

**People at the Center**

*Focusing our attention on people's well-being and development*

People are at the heart of our actions, guiding all our decisions and actions. We put their well-being, needs and development first, seeking to generate a positive impact on their lives, both inside and outside the organization. We respect the individuality and value of each person, prioritizing their care, progress and happiness. We act with empathy, to put ourselves in the other person's place and understand their concerns and needs. At Empresas Copec we work so that people can develop, fulfill their dreams and achieve a full life.



# History

NCG 461 (2.2) 

1934



• Copec is incorporated as a company for the purpose of marketing and distributing fuels in Chile.

1935



• Copec shares begin trading on the Chilean Stock Exchange.

1956



• Abastible was created to market and distribute liquefied gas in the country.

1957



• Sonacol is born to transport liquid fuels through a network of pipelines.  
• Copec assumes representation and distribution of Mobil products in Chile.

1990



• ARAUCO gives rise to Bioforest, a research center that seeks to research, develop and apply state-of-the-art technology in biotechnology and pulp laboratories, greenhouses, forestry assets and industrial plants.

1989



• ARAUCO creates Arauco Educational Foundation to strengthen teaching in municipal schools in the Maule, Biobío and Los Ríos regions.

1986



• The Angelini Group acquires a 41% stake in Copec.

1979



• ARAUCO was created after the merger of the acquired companies in 1976.

1976



• Copec acquires Celulosa Arauco and Forestal Arauco.

1991



• Compañía Minera Can-Can (today Alxar) was incorporated to explore and develop gold, silver and copper deposits.

1994



• Copec, together with other Chilean companies, create Metrogas, the company in charge of marketing natural gas in the country.

1996



• ARAUCO acquires Alto Paraná (now Arauco Argentina), owner of one of the main pulp mills in Argentina.

1999



• Corpesca was created following the integration of the operating assets that the Igemar, Eperva and Coloso fishing companies had in northern Chile.

2000



• Copec and Pontificia Universidad Católica de Chile launch the Fundación Copec-UC with the purpose of promoting applied scientific research in the area of natural resources.

2007



• ARAUCO and Stora Enso acquire forestry land and a sawmill in Brazil.

2006



• Copec takes the ownership in Elemental, a do tank<sup>(1)</sup> aimed at developing social housing projects to reduce poverty and improve people's quality of life.

2003



• In order to separate the fuel business from investment in other areas, a corporate restructuring process was carried out, which gave rise to Empresas Copec, a parent company that concentrates the participation in the subsidiaries and related companies in the forestry, energy, fishing and other sectors. Meanwhile, subsidiary Copec is in charge of the distribution and marketing of liquid fuels and lubricants.

2002



• The Angelini Group strengthens its control of Copec by indirectly acquiring an additional 30.05% of Copec's shares.



2014



- Empresas Copec and Pontificia Universidad Católica de Chile open the UC Anacleto Angelini Innovation Center.

2012



- ARAUCO acquires Flakeboard Company Ltd. (now Arauco Canada Ltd.), adding seven panel plants in the United States and Canada.

2011



- Abastible acquires 51% of the Colombian company Inversiones del Nordeste (now Colgas).
- ARAUCO acquires Moncure panel plant in the United States.

2010



- Copec acquires control of Terpel, Colombia's leading fuel distributor.

2009



- Orizon and Corpesca create Golden Omega, a company in charge of producing Omega 3 concentrates in the north of the country.
- ARAUCO and Stora Enso purchase the assets of the Ence business group in Uruguay, creating Montes del Plata.

2016



- ARAUCO acquires 50% of Tafisa, incorporating panel plants in Spain, Portugal, Germany and South Africa.
- Copec acquires 100% of Mapco Express, owner of a network of service stations in the United States.
- Abastible acquires Peruvian company Solgas and Ecuadorian company Duragas.

2018



- Alxar Internacional purchases 40% of the Peruvian company Cumbres Andinas, owner of 100% of Marcobre, to carry out the Mina Justa mining project.

2019



- Copec launches Voltex, the most extensive network of fast electric chargers in South America.
- ARAUCO inaugurates the Grayling project, the largest Chilean investment in a production plant in the United States.
- Empresas Copec completes the sale of Puertos y Logística S.A.

2022



- ARAUCO begins operating Line 3 of the MAPA Project, officially starting its pulp production process.
- Copec closes the purchase of Blue Express and enters the last-mile business.
- The Nutrisco food holding company is consolidated to capitalize on new trends and investment opportunities at sea and offshore.

2021



- Empresas Copec completes its exit from the coal mining business by selling its stake in Mina Invierno.
- ARAUCO sells forestry assets and purchases 20% of the stake that Stora Enso held in ARAUCO Florestal Arapoti.
- Abastible sells its entire stake in Gasmar.
- Mina Justa makes its first shipment of copper concentrates.

2020



- ARAUCO certifies its carbon neutrality, starts operations of the dissolving pulp mill in Valdivia and acquires Odd Industries, a pioneer in industrial artificial intelligence with ethical purpose.
- Copec inaugurates the largest electro-terminal in Chile in Maipú and Terpel, the first electric loading terminal in Colombia.

2023



- Empresas Copec launches a new corporate purpose: to shape the world for future generations.
- ARAUCO agrees to sell forestry assets in Brazil and acquires all of E2E, a wood-based sustainable building solutions company.
- Copec sells 100% of Mapco shares in the United States to concentrate on new businesses, launches "Copec Pay" and continues to expand electromobility in Latin America with Voltex and the use of solar energy through its investments in Flux Solar and Ampere Energy.

2024



- See the 2024 milestones and awards section in the 2024 Presentation chapter.

2025



# | Corporate purpose

At the Extraordinary Shareholders' Meeting held on April 24, 2024, it was agreed that the purpose of Empresas Copec will be to make investments in movable, tangible or intangible assets, shares in open, closed, special or other types of corporations, rights or shares in other companies, bonds, bills of exchange and other marketable securities, as well as in urban and rural real estate.

## | Constituent documents

The Company was incorporated by public deed dated October 31, 1934, executed before the Santiago notary Mr. Luis Azócar Álvarez. Supreme Decree N° 3,610 of November 22, 1934 authorized its existence. The pertinent registrations were made on pages 1,813 N°1,008 and 1,829 N°1,009 in the Commercial Registry of Santiago for the year 1934.

The bylaws have been amended on several occasions, among which the following are worth mentioning:

→ Modification recorded in public deed dated April 20, 1982, executed before the Santiago Notary Mr. Andrés Rubio Flores, in which its text was recast after adapting it to the provisions of Law N° 18,046;

→ Modification in which its capital was increased, which is currently divided into 1,299,853,848 shares with no nominal value, of the Real Estate Registry of Santiago in 1988; in accordance

with the application of the provisions contained in the public deed executed on January 29, 1988 before Mr. Andrés Rubio Flores, an extract of which was published in the Official Gazette of February 10, 1988 and registered on page 3,268 N° 1,690 of the Commercial Registry

→ Modification recorded in a public deed dated May 7, 2003, executed before the Santiago Notary Mr. René Benavente Cash, which changed its name as of October 1, 2003 to Empresas Copec S.A., and whose relevant extract was published in the Official Gazette of May 31, 2003 and registered on page 14,697 N° 11,252 of the Commercial Registry of the Real Estate Registry of Santiago in 2003;

→ Modification recorded in a public deed dated September 12, 2008, executed before the Santiago Notary Mr. Félix Jara Cadot, which replaces the currency used to express the capital stock

in the Company's by-laws, to keep the financial accounting records and to issue the Company's financial statements, from pesos, currency of the Republic of Chile, to dollars, currency of the United States of America, effective as of January 1, 2008, all as established in the Fourth Transitory Article of the bylaws, provision that is added to the bylaws, an extract of which was published in the Official Gazette of October 10, 2008 and registered on page 46,937 N° 32,354 of the Commercial Registry of the Real Estate Registry of Santiago of 2008.

Modification recorded in public deed dated June 7, 2018, executed at the Santiago Notary of Mr. Félix Jara Cadot, by which the Company's bylaws were adapted to Law N° 18,046, on Corporations and its Regulations, as a result of the amendments to said bodies, establishing an updated and consolidated text of the same. An extract of this deed was registered on page 43,643 N° 22,756 of the Commercial Registry of the Real Estate

Registry of Santiago in 2018, and published in the Official Gazette of June 18 of the same year.

Finally, at an Extraordinary Shareholders' Meeting held on April 24, 2024, the minutes of which were reduced to public deed on June 13 of the same year at the Santiago Notary Mr. Cosme Fernando Gomila Gatica, the corporate purpose of the bylaws was adapted to the effective line of business currently carried out by the Company, i.e., investments, among other formal modifications, establishing an updated and consolidated text of the bylaws. An extract of the aforementioned deed was registered on page 46,801 N° 19,179 of the Commercial Registry of the Santiago Real Estate Registry of 2024, and published in the Official Gazette of June 13 of the same year.



# External verification

GRI 2-5

## Deloitte.

Deloitte  
Audidores y Consultores Limitada  
Rosario Norte 407  
Rut: 80.276.200-3  
Las Condes, Santiago  
Chile  
Fono: (56) 227 297 000  
Fax: (56) 223 749 177  
deloittechile@deloitte.com  
www.deloitte.cl

April 10, 2025

To: The Board of Directors of  
Empresas Copec S.A.  
Present

We have performed a limited assurance engagement review of a group of indicators included in the 2024 Integrated Report. in accordance with the Global Reporting Initiative Standards (hereinafter "GRI"), the Sustainability Accounting Standards Board (hereinafter "SASB"), General Standard No. 461 and its amendment, General Standard No. 519 (hereinafter "NCG"), both issued by the Financial Market Commission (hereinafter "CMF"), Sustainability Accounting Standards Board (en adelante "SASB") and ESG indicators (hereinafter "ESG Indicators") of Empresas Copec S.A., (hereinafter "the company"), for the period period between January 1, 2024 and December 31, 2024.

### Standards and Assurance Process

Our responsibility is to express a limited assurance conclusion of the consistency of the indicator included in the Integrated Report for the period ended as of December 2024 in accordance with GRI, NCG, SASB and ESG indicators based on the procedures that we have performed and the evidence we have obtained. We conducted our limited assurance engagement in accordance with International Standard on Assurance Engagements Other than Audits or Reviews of Historical Financial Information (ISAE 3000), issued by the International Auditing and Assurance Standard Board (IAASB). This standard requires that we plan and perform this engagement to obtain limited assurance about whether the of consistency of the indicator included in the Integrated Report for the period ended as of December 2024 in accordance with GRI, NCG, SASB and ESG indicators is free from material misstatement.

A limited assurance engagement involves performing procedures (primarily consisting of making inquiries of management and others within the entity, as appropriate, and applying analytical and other procedures) and evaluating the evidence obtained. The procedures also include assessing the suitability in the circumstances of the company use of the applicable criteria as the basis for the preparation of the of consistency of the indicator included in the 2024 Integrated Report for the period ended as of December 2024 in accordance with GRI, NCG, SASB and ESG indicators.

Deloitte® se refiere a Deloitte Touche Tohmatsu Limited una compañía privada limitada por garantía, de Reino Unido, y a su red de firmas miembro, cada una de las cuales es una entidad legal separada e independiente. Por favor, vea en [www.deloitte.com/cl](http://www.deloitte.com/cl) acerca de la descripción detallada de la estructura legal de Deloitte Touche Tohmatsu Limited y sus firmas miembro.

Deloitte Touche Tohmatsu Limited es una compañía privada limitada por garantía constituida en Inglaterra & Gales bajo el número 0727800, y su domicilio registrado: Hill House, 1 Little New Street, London, EC4A 3TR, Reino Unido.

April 10, 2025  
Empresas Copec S.A.  
Page 2

### Our review included the following procedures:

- Meeting with the team that led the process of preparing the 2024 Integrated Report.
- Review of evidence for the indicators detailed in this letter, as well as the result of the materiality process, with the areas participating in the preparation of the Integrated Report 2024.
- Analysis of the traceability of the contents of the indicators subject to verification and included in the Integrated Report 2024, in accordance with the requirements established in the GRI, NCG, SASB and ESG indicators and Own Indicators Standards.
- Review of the information included in the Integrated Report 2024 from supporting documentation provided by Management, however, our procedures did not include testing the data on which the estimates are based or separately developing our own estimates against which to evaluate the company estimates.

The procedures performed in a limited assurance engagement vary in nature and timing and are less extensive than for a reasonable assurance engagement. Consequently, the level of assurance obtained in a limited assurance engagement is substantially less than the assurance that would have been obtained had we performed a reasonable assurance engagement.

### Our independence and quality control

We have complied with the relevant rules of professional conduct and code of ethics applicable to the practice of accounting and related to assurance engagements, issued by various professional accounting bodies, which are founded on fundamental principles of integrity, objectivity, professional competence and due care, confidentiality, and professional behavior.

The firm applies International Standard on Quality Control 1, Quality Control for Firms that Perform Audits and Reviews of Financial Statements, and Other Assurance and Related Services Engagements, and accordingly maintains a comprehensive system of quality control including documented policies and procedures regarding compliance with ethical requirements, professional standards, and applicable legal and regulatory requirements.

### Conclusion

The verification process was carried out based on the indicators defined by Management as follows:

### GRI Indicators:

2-1	2-2	2-3	2-5	2-6	2-12	2-13
2-14	2-17	2-19	2-20	2-26	201-1	305-1
305-2	305-3	306-4	306-5			



April 10, 2025  
Empresas Copec S.A.  
Page 3

CMF NCG 461 Indicator:

2.1	2.2	2.3.1	2.3.4.i	2.3.4.ii	2.3.4.iii	3.2.i
3.2.ii	3.2.iv	3.2.v	3.2.vi	3.2.viii	3.2.xiii	3.3.i
3.3.ii	3.3.iii	3.3.iv	3.3.vi	3.3.vii	3.4.i	3.4.ii
3.7.i	5.1.1	5.1.2	5.1.3	5.1.4	5.1.5	5.2
5.3	5.6	6.1.v	6.1.vi	7.1	7.1.i	7.1.ii
7.1.iii	7.1.iv	7.1.v	8.1.1	8.1.2	8.1.3	8.1.4
8.1.5	8.2	9	11			

SASB Indicator:

EM-RM-120a.1
EM-RM-140a.1
RR-PP-120a.1
RR-PP-140a.1
FB-MP-140a.1

ESG indicators

- Complaints received through the Complaints Channel
- R&D&I investment
- Community investment
- Environmental investment
- Methane emissions
- Energy consumption
- Hydrocarbon spills
- Tier 1 process safety events
- Biodiversity exposure and assessment
- Total number of employees (% women in each category)
- Lost-time injury frequency rate (LTIFR) - Employees and contractors
- Recordable occupational injury rate (TRIFR) - Employees and contractors
- Supplier assessment and development
- Work environment

Based on the procedures we have performed and the evidence we have obtained, nothing has come to our attention that causes us to believe that the indicators incorporated in the 2024 Integrated Report for the period ended as of December 2024 of is not prepared, in all material respects, in accordance with the applicable criteria.

April 10, 2025  
Empresas Copec S.A.  
Page 4

**Other Responsibilities**

- The Integrated Report preparation, as well as its contents are under the company responsibility, management is responsible to maintain the internal control systems where the information is obtained.
- Our responsibility is to issue an independent letter based on the procedures performed.
- This report has been prepared exclusively by the company, in accordance with the terms established in the engagement letter.
- We have developed our work according to the standards of Independence established in the Code of Ethics of the IFAC.
- Our conclusions are referring to the latest version of the company Integrated Report received on April 8, 2025.

Sincerely,



# Integrity

Integrity is the force that aligns our actions with our purpose and values, ensuring that every decision reflects an ethical and responsible commitment. At Empresas Copec we understand integrity as the foundation of trust, an unwavering guide that drives us to always seek the right thing to do, even when it is difficult, unpopular or unnoticed. This principle motivates us to build an environment where honesty, consistency between what we say and what we do, and a deep respect for nature and human beings prevail.

# 09. Financial statements

Consolidated financial statements	p.355
Independent auditor's report	p.356

# Consolidated financial statements

NCG 461 (11) 

GRI 201-1 

Empresas Copec's consolidated financial statements as of December 2024 are available on the Financial Market Commission (CMF) web page and on the corporate website by clicking on the following links:

[⇒ Consolidated financial statements](#)

[⇒ Reasoned analysis](#)

In 2024, the Company and its subsidiaries generated and distributed economic value in a responsible manner, reflecting their commitment to sustainable development and future generations. Of the total, 86.8% went to suppliers, strengthening the supply chain; 4.3% went to employees as salaries and benefits, while

1.4% went to financial creditors. In addition, 1.8% went to the State in taxes and contributions, and 0.1% supported community initiatives. Finally, 5.6% of the economic value was retained.

PwC audited the consolidated financial statements of Empresas Copec S.A. and subsidiaries, which comprise the consolidated statements of financial position as of December 31, 2024 and 2023 and the related consolidated statements of income, other consolidated comprehensive income, changes in consolidated equity and consolidated cash flows for the years ended on those dates and the related notes to the consolidated financial statements.

The independent auditor's report is available on the following page.



# Independent auditor's report



INDEPENDENT AUDITOR'S REPORT  
(Free translation from the original in Spanish)

Santiago, February 27, 2025

To the Shareholders and Directors  
Empresas Copec S.A.

*Opinion*

We have audited the consolidated financial statements of Empresas Copec S.A. and subsidiaries, which comprise the consolidated statements of financial position as of December 31, 2024 and 2023, and the related consolidated statements of income, comprehensive income, changes in equity, and cash flows for the years then ended, and the related notes to the consolidated financial statements.

In our opinion, based on our audit and the reports of other auditors, the accompanying consolidated financial statements present fairly, in all material respects, the financial position of Empresas Copec S.A. and subsidiaries as of December 31, 2024 and 2023, and the results of its operations and its cash flows for the years then ended in accordance with International Financial Reporting Standards issued by the International Accounting Standards Board.

We did not audit the financial statements of the subsidiary Copec S.A. whose financial statements include total assets that represent 21.24% and 23.47% of total consolidated total assets as of December 31, 2024 and 2023. We also did not audit the financial statements of the subsidiary Alxar Internacional SpA and its indirect associate Cumbres Andinas S.A., whose assets and net income represent 2.66% and 11.90% in 2024 and 2.62% and 42.15% in 2023, respectively of total consolidated as of December 2024 and 2023 and for the years then ended. Those financial statements were audited by other auditors, whose reports have been provided to us, and our opinion, insofar as it relates to the amounts included for these companies, is based solely on the reports of those auditors.

*Basis for Opinion*

We conducted our audits in accordance with Generally Accepted Auditing Standards in Chile. Our responsibilities under those standards are further described in the Auditor's Responsibilities for the Audit of the Financial Statements section of our report. We are required to be independent of Empresas Copec S.A. and subsidiaries and to meet our other ethical responsibilities, in accordance with the relevant ethical requirements relating to our audits. We believe that the audit evidence we have obtained is sufficient and appropriate to provide a basis for our audit opinion.

**Oficinas**

Santiago: Av. Isidora Goyenechea 2800, piso 10, Torre Titanium, Las Condes  
Concepción: Chacabuco 1085, pisos 8 y 9, Edificio Centro Sur

Villa del Mar: Av. Libertad 1405, of. 1704, Edificio Coraceros  
Puerto Montt: Benavente 550, piso 10, Edificio Campanario

Oficina de parte: Av. Andrés Bello 2711, piso 1, Torre de la Costanera,  
Las Condes, Santiago  
Teléfono Central: (56) 9 3864 7940  
[www.pwc.cl](http://www.pwc.cl)



Santiago, February 27, 2025  
Empresas Copec S.A.  
2

*Responsibilities of Management for the Consolidated Financial Statements*

Management is responsible for the preparation and fair presentation of the consolidated financial statements in accordance with International Financial Reporting Standards issued by the International Accounting Standards Board, and for the design, implementation, and maintenance of internal control relevant to the preparation and fair presentation of financial statements that are free from material misstatement, whether due to fraud or error.

In preparing the consolidated financial statements, management is required to evaluate whether there are conditions or events, considered in the aggregate, that raise substantial doubt about Empresas Copec S.A. and subsidiaries' ability to continue as a going concern for at least, but not limited to, twelve months from the end of the reporting period.

*Auditor's Responsibilities for the Audit of the Consolidated Financial Statements*

Our objectives are to obtain reasonable assurance about whether the consolidated financial statements as a whole are free from material misstatement, whether due to fraud or error, and to issue an auditor's report that includes our opinion. Reasonable assurance is a high level of assurance but is not absolute assurance and therefore is not a guarantee that an audit conducted in accordance with Generally Accepted Auditing Standards in Chile will always detect a material misstatement when it exists. The risk of not detecting a material misstatement resulting from fraud is higher than for one resulting from error, as fraud may involve collusion, forgery, intentional omissions, misrepresentations, or the override of internal control. Misstatements are considered material if there is a substantial likelihood that, individually or in the aggregate, they would influence the judgment made by a reasonable user based on the financial statements.

In performing an audit in accordance with Generally Accepted Auditing Standards in Chile, we:


- Exercise professional judgment and maintain professional skepticism throughout the audit.
- Identify and assess the risks of material misstatement of the financial statements, whether due to fraud or error, and design and perform audit procedures responsive to those risks. Such procedures include examining, on a test basis, evidence regarding the amounts and disclosures in the financial statements.
- Obtain an understanding of internal control relevant to the audit in order to design audit procedures that are appropriate in the circumstances, but not for the purpose of expressing an opinion on the effectiveness of Empresas Copec S.A. and subsidiaries internal control. Accordingly, no such opinion is expressed.
- Evaluate the appropriateness of accounting policies used and the reasonableness of significant accounting estimates made by management, as well as evaluate the overall presentation of the financial statements.



Santiago, February 27, 2025  
Empresas Copec S.A.  
3

- Conclude whether, in our judgment, there are conditions or events, considered in the aggregate, that raise substantial doubt about Empresas Copec S.A. and subsidiaries ability to continue as a going concern for a reasonable period of time.

We are required to communicate with those charged with governance regarding, among other matters, the planned scope and timing of the audit, significant audit findings, and any internal control significant deficiency and material weakness that we identified during the audit.

DocuSigned by:  
  
FAEA4717FDBA4D7...  
Ricardo Arraño T.  
RUT: 9.854.788-6

*PricewaterhouseCoopers*



*The persons featuring the photographs in this document are employees of Empresas Copec and its subsidiaries, some of them with their families.*

*We sincerely appreciate their participation in this initiative, as well as their daily dedication and commitment to shaping a world for future generations.*

# Subscription


GRI 2-14 

This Annual Report is signed by the Company's Directors, who together with the Chief Executive Officer declare that they are responsible for the accuracy of the information contained herein.

DocuSigned by:  
*Roberto Angelini Rossi*  
8D9CC5A2E75D4FF...

DocuSigned by:  
  
4E13A6A139CB420...

DocuSigned by:  
*Marcela Achurra González*  
E5EAB048EB66460...

DocuSigned by:  
  
9ED9A2EA5508458...

DocuSigned by:  
*Juan Edgardo Goldenberg*  
647E26E0345C471...

**Roberto Angelini**  
*Chairman*  
5.625.652-0

**Jorge Andueza**  
*Vice-chairman*  
5.038.906-5

**Marcela Achurra**  
*Director*  
9.842.299-4

**Maurizio Angelini**  
*Director*  
13.232.559-6

**Juan Edgardo Goldenberg**  
*Director*  
6.926.134-5

DocuSigned by:  
  
50466EEA31ED42F...

DocuSigned by:  
*Karin Jürgensen*  
7D5D0FA37F62453...

DocuSigned by:  
  
8D7942D09E844E5...

DocuSigned by:  
*Francisco León*  
9E2BC745430441B...

DocuSigned by:  
  
47E930C65C0F40C...

**José Tomás Guzmán**  
*Director*  
6.228.614-8


**Karin Jürgensen**  
*Director*  
7.368.458-7

**Andrés Lehuedé**  
*Director*  
7.617.723-6

**Francisco León**  
*Director*  
6.655.380-9

**Eduardo Navarro**  
*Chief Executive Officer*  
10.365.719-9

## Company Identification

GRI 2-1 

- **Company name:**  
Empresas Copec S.A.
- **Chilean Taxpayer Identification Number:**  
90.690.000-9
- **Type of entity:**  
Publicly Held Corporation
- **Business Activity:**  
Investments and Business Services
- **Legal address:**  
El Golf 150, 17<sup>th</sup> floor, Las Condes, Santiago, Chile
- **Phone:**  
+56 (2) 2 461 7000
- **Santiago Stock Exchange:**  
COPEC
- **Corporate website:**  
[www.empresascopec.cl](http://www.empresascopec.cl)
- **Investors website:**  
<https://investor.empresascopec.cl>

## Risk rating agencies

- **National**
  - Fitch Chile Clasificadora de Riesgo Limitada
  - Feller Rate Clasificadora de Riesgo Limitada
- **International**
  - S&P Global Ratings
  - Fitch Ratings

## Contact information

GRI 2-3 

### Investor Contact

- **Cristián Palacios**  
Director of Finance and Investor Relations  
[cristian.palacios@empresascopec.cl](mailto:cristian.palacios@empresascopec.cl)  
+56 (2) 2 461 7042
- **Olivia Tafra**  
Head of Financial and Investor Relations  
[olivia.tafra@empresascopec.cl](mailto:olivia.tafra@empresascopec.cl)  
+56 (2) 2 461 7015
- **Isidora Nario**  
Finance and Investor Relations Senior Analyst  
[isidora.nario@empresascopec.cl](mailto:isidora.nario@empresascopec.cl)  
+56 (2) 2 461 7013
- **Nicolas Carvallo**  
Finance and Investor Relations Analyst  
[nicolas.carvallo@empresascopec.cl](mailto:nicolas.carvallo@empresascopec.cl)  
+56 (2) 2 461 7046

### Shareholders Contact

- **Sercor S.A.**  
El Golf 140, 1<sup>st</sup> floor, Las Condes, Santiago, Chile  
[acciones@sercor.cl](mailto:acciones@sercor.cl)  
+56 (2) 2 366 6786

### Contact Sustainability

- **Marianne Haramoto**  
Chief Sustainability and Corporate Affairs Officer  
[marianne.haramoto@empresascopec.cl](mailto:marianne.haramoto@empresascopec.cl)
- **Claudia Herrera**  
Head of Sustainability  
[claudia.herrera@empresascopec.cl](mailto:claudia.herrera@empresascopec.cl)
- **Isabela Mena**  
Sustainability Analyst  
[isabel.mena@empresascopec.cl](mailto:isabel.mena@empresascopec.cl)  
  
+56 (2) 2 461 7000



*For future generations*



**Empresas Copec**

*For future generations*