



RESULTS
PRESENTATION
4Q21

Disclaimer



This is a support document for the WEG S.A. conference call.

Any forecasts contained in this document or statements that may eventually be made during this conference call relating to WEG's business perspectives, projections and operating and financial goals and to WEG's potential future growth are management beliefs and expectations, as well as information that is currently available.

These statements involve risks, uncertainties and the use of assumptions, as they relate to future events and, as such, depend on circumstances that may or may not be present. Investors should understand that the general economic conditions, conditions in the industry and other operating factors may affect WEG's future performance and lead to results that may differ materially from those expressed in such future considerations.





R\$ 6.5 bi
Net Revenue

+33.7%
vs. 4Q20



R\$ 1.1 bi
EBITDA
EBITDA margin 17.2%

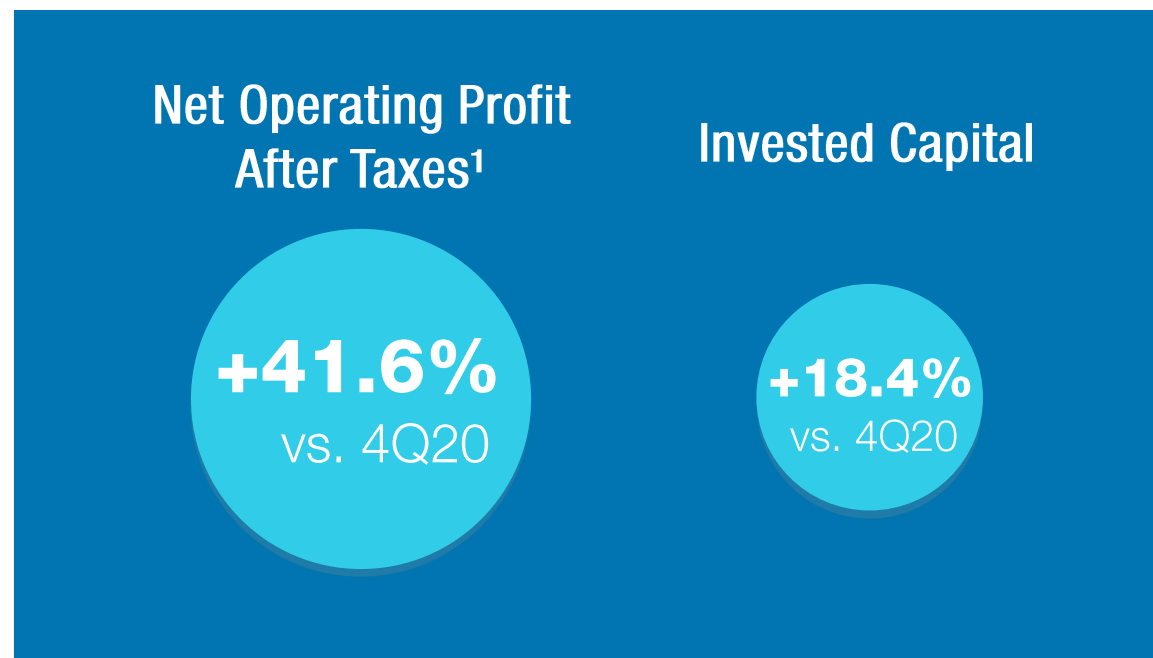
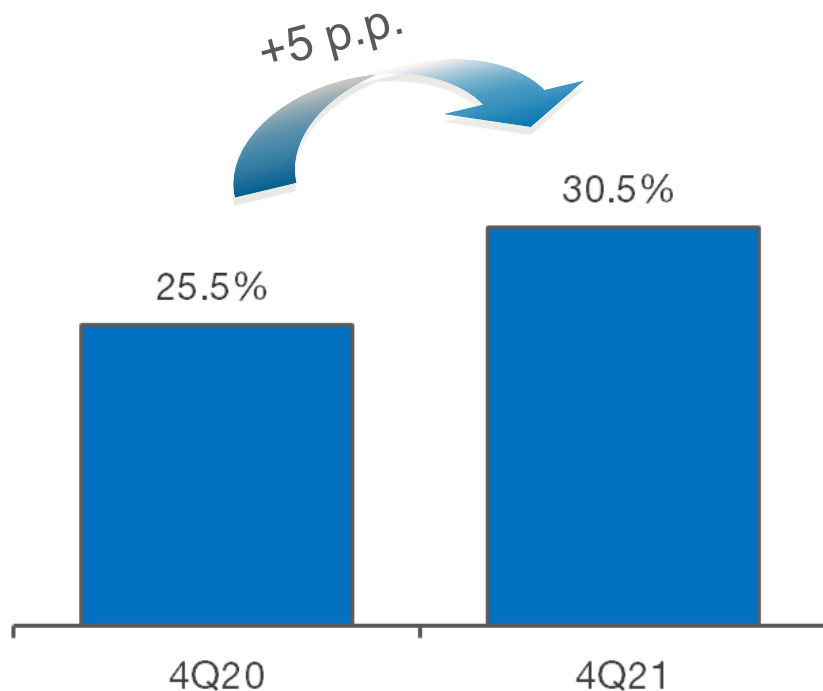
+14.7%
vs. 4Q20



30.5%
ROIC

+5.0 p.p.
vs. 4Q20

Return on Invested Capital



¹Accumulated in the last 12 months

4Q21 Business Area Performance



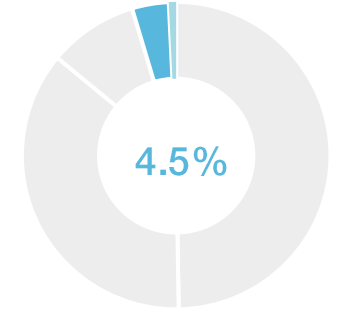
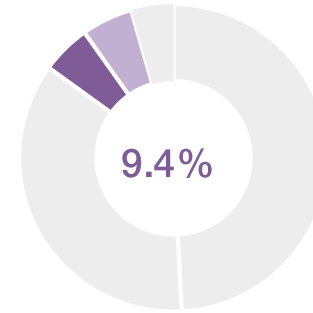
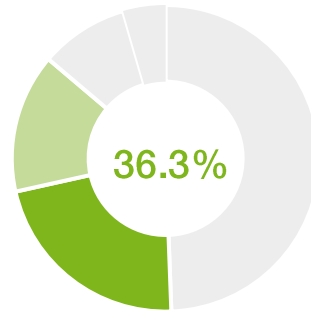
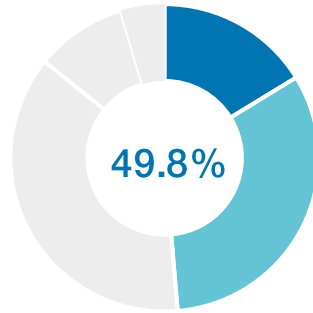
Industrial Electro-Electronic Equipment

Energy Generation, Transmission, and Distribution (GTD)

Commercial and Appliance Motors

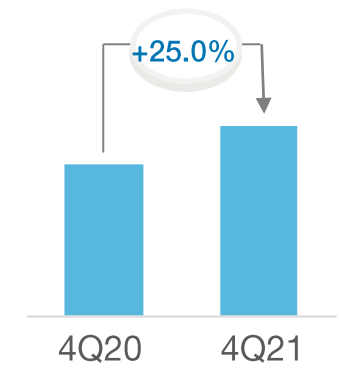
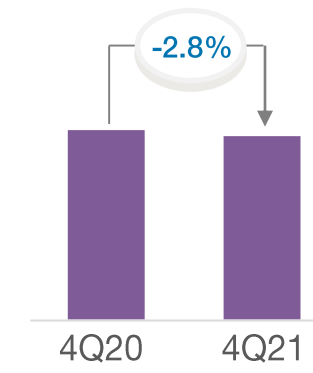
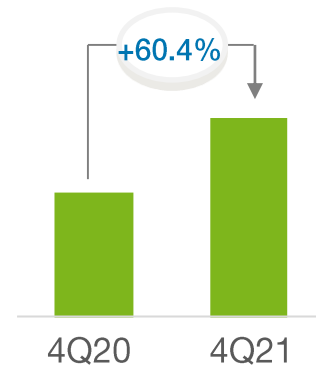
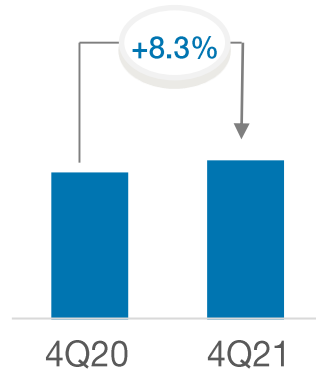
Paints and Varnishes

% of total NOR

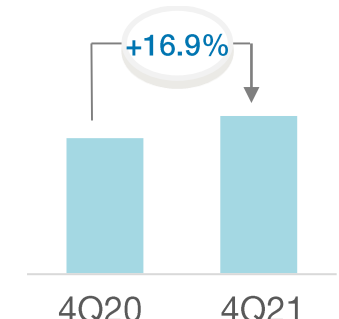
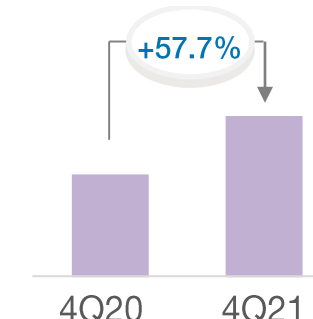
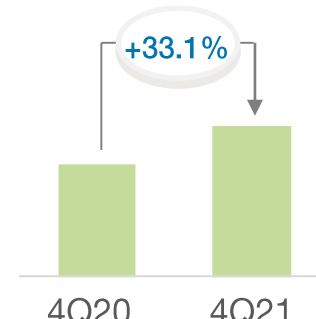
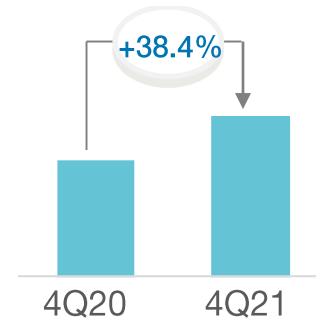


Net Revenue

Domestic Market



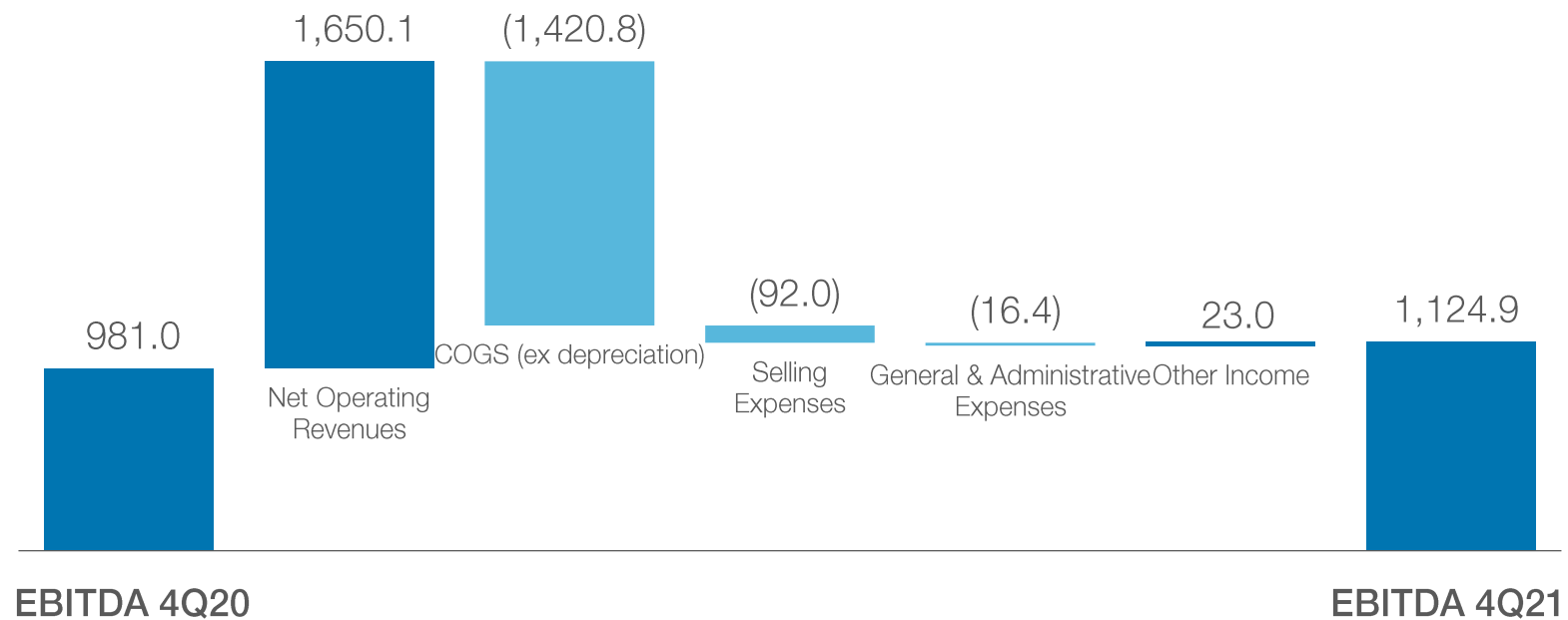
External Markets



EBITDA



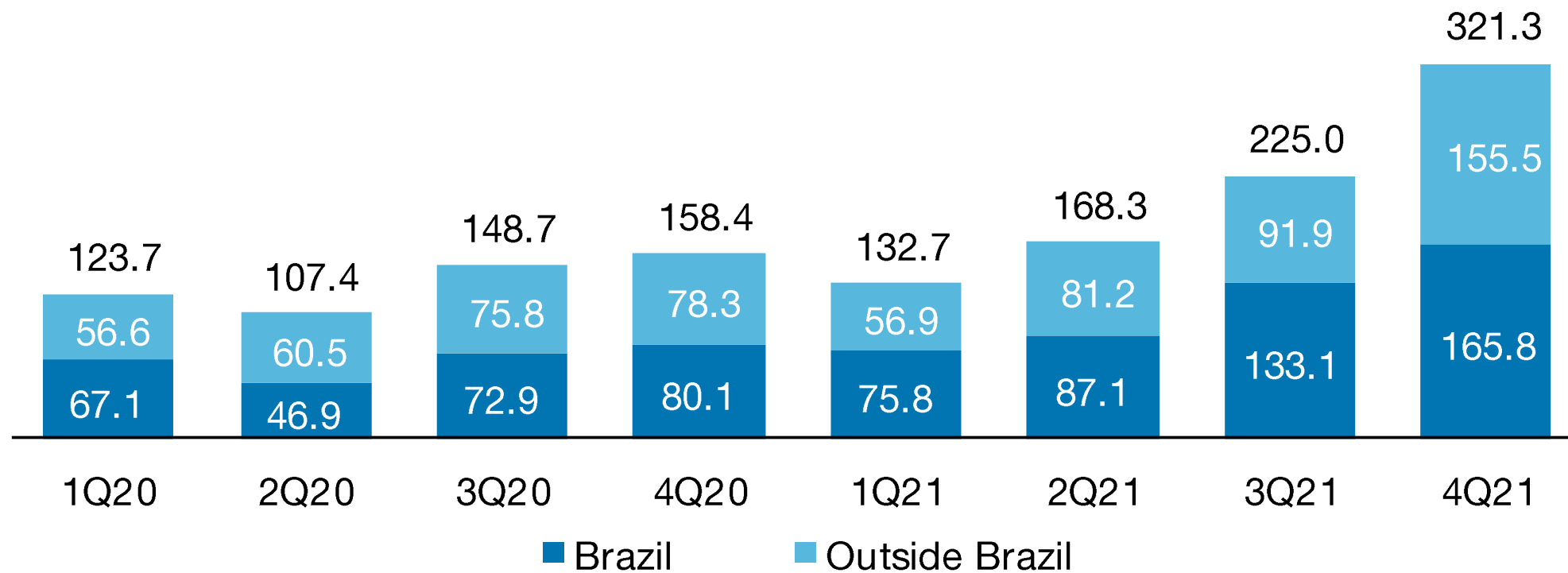
In R\$ million



Investments (CAPEX)



In R\$ million



Recent Achievements



WEG included in the 2022 portfolio of the ISE B3 index, for the 10th consecutive year



New investments:

- Expansion of the Linhares / ES plant, with 14,000 m²
- New factory in Santo Tirso / Portugal, with 22,700 m²



Positive results in 2021, even in a scenario of great challenges:

- NOR growth of 34.9%
- EBITDA margin of 19.9%
- ROIC at 30.5%

Outlook



Revenue growth due to:

- Positive long-cycle global backlog
- Good prospects for short-cycle, foreign market
- New businesses and new geographies

Higher interest rates and lower GDP growth in Brazil could impact short-cycle demand



Healthy margins, but with possible volatility due to increased costs and mix of products sold



CAPEX budget of R\$ 1.5 billion due:

- Increase capacity in Brazil and abroad
- Postponement of some projects in 2021



André Luís Rodrigues
Chief Financial Officer



André Meneguete Salgueiro
Finance and Investor
Relations Officer

+55 47 3276-6106
ri@weg.net



For more information, visit our results center:
<https://ri.weg.net/en/financial-information/results-center>