

RESULTS PRESENTATION 3Q23



Driving efficiency and sustainability




A large industrial machine, possibly a motor or generator, is shown in the background of the slide. It has a red-painted metal frame and a central shaft with a flange. The machine is situated in a factory or industrial setting with blue structural elements visible in the background.

DISCLAIMER

This is a support document for the WEG S.A. conference call. Any forecasts contained in this document or statements that may eventually be made during this conference call relating to WEG's business perspectives, projections and operating and financial goals and to WEG's potential future growth are management beliefs and expectations, as well as information that is currently available.

These statements involve risks, uncertainties and the use of assumptions, as they relate to future events and, as such, depend on circumstances that may or may not be present. Investors should understand that the general economic conditions, conditions in the industry and other operating factors may affect WEG's future performance and lead to results that may differ materially from those expressed in such future considerations.


3Q23 Highlights



R\$ 8.1 bi

Net Revenue

+2.1%
vs. 3Q22



R\$ 1.7 bi

EBITDA
EBITDA margin 21.5%

+10.9%
vs. 3Q22



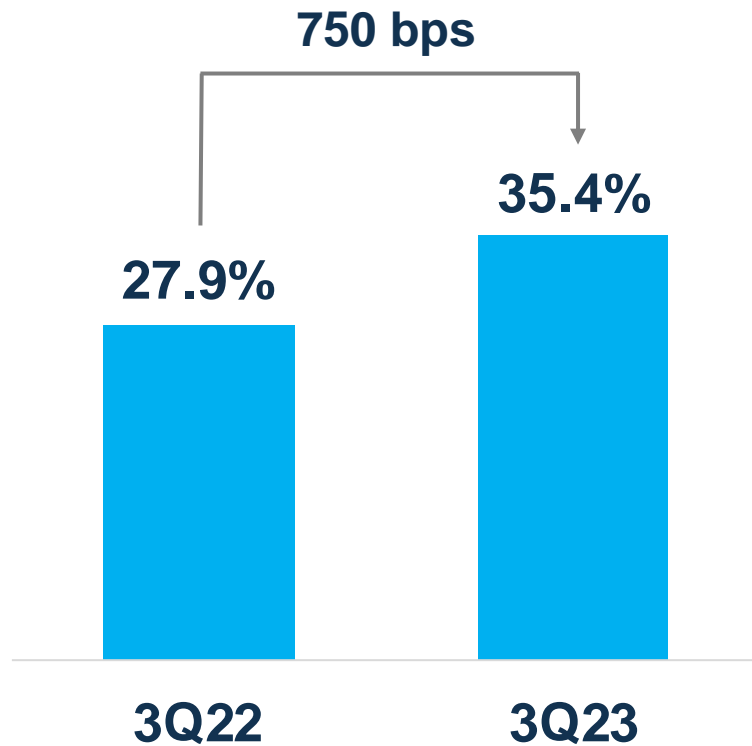
35.4%

ROIC

750 bps
vs. 3Q22

Return on Invested Capital

ROIC



Net Operating Profit
After Taxes*

+33.7%

vs. 3Q22



Invested Capital

+5.5%

vs. 3Q22

**Accumulated in the last 12 months*

3Q23 Business Area Performance



% of total NOR

Industrial Electro-Electronic Equipment

Energy Generation, Transmission, and Distribution (GTD)

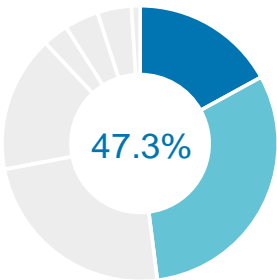
Commercial and Appliance Motors

Paints and Varnishes

Net Revenue

Domestic Market

External Market



47.3%

+3.6%

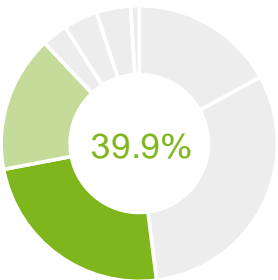
3Q22

3Q23

-4.6%

3Q22

3Q23



39.9%

-6.1%

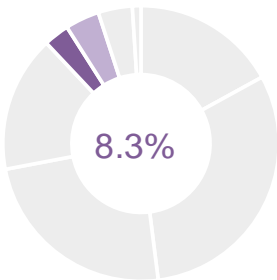
3Q22

3Q23

+48.7%

3Q22

3Q23



8.3%

-4.2%

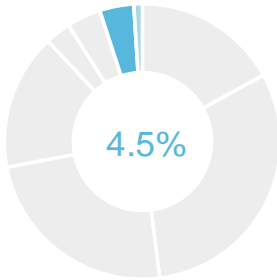
3Q22

3Q23

-7.1%

3Q22

3Q23



4.5%

-6.8%

3Q22

3Q23


-10.0%

3Q22

3Q23

EBITDA

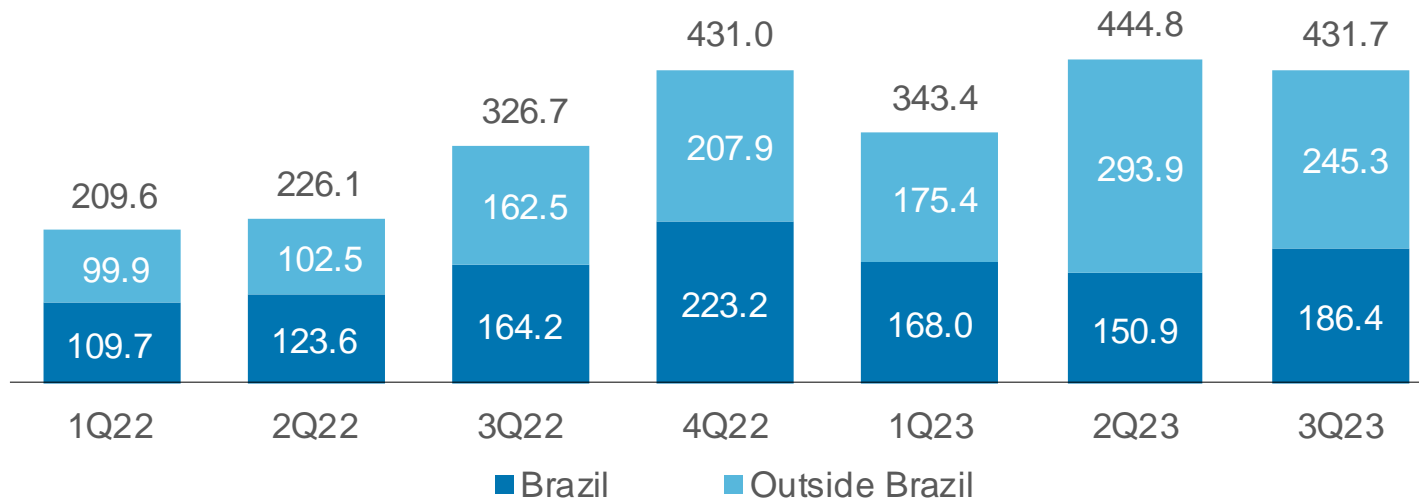
In R\$ million



Investments (CAPEX)




In R\$ million



 Huehuetoca, México

RECENT ACHIEVEMENTS



Acquisition of the industrial electric motors and generators businesses from Regal Rexnord



Acquisition of a new land with total area of 640,000 m² (6,900,000 ft²) in the city of Atotonilco de Tula, state of Hidalgo, Mexico



Investments to expand production capacity of automation products in Itajaí/SC

OUTLOOK



Global macroeconomic scenario demands attention



Long-cycle order backlog continue positive, while the short-cycle shows some signs of deceleration



Healthy operating margin dynamics and positive returns

Contacts – Investor Relations



André Meneguetti Salgueiro
Finance Director and
Investor Relations Officer



Felipe Scopel Hoffmann
Investor Relations Manager



 +55 (47) 3276-6106

 ri@weg.net

 twitter.com/weg_ir

For more information, visit our results center:
<https://ri.weg.net/en/financial-information/results-center>