

Results Presentation 2Q25




Disclaimer

This is a support document for the WEG S.A. conference call. Any forecasts contained in this document or statements that may eventually be made during this conference call relating to WEG's business perspectives, projections and operating and financial goals and to WEG's potential future growth are management beliefs and expectations, as well as information that is currently available.

These statements involve risks, uncertainties and the use of assumptions, as they relate to future events and, as such, depend on circumstances that may or may not be present. Investors should understand that the general economic conditions, conditions in the industry and other operating factors may affect WEG's future performance and lead to results that may differ materially from those expressed in such future considerations.


2Q25 Highlights



R\$ 10.2 bi

Net Operating Revenue

+10.1%
vs. 2Q24



R\$ 2.3 bi

EBITDA
EBITDA margin 22.1%

+6.5%
vs. 2Q24

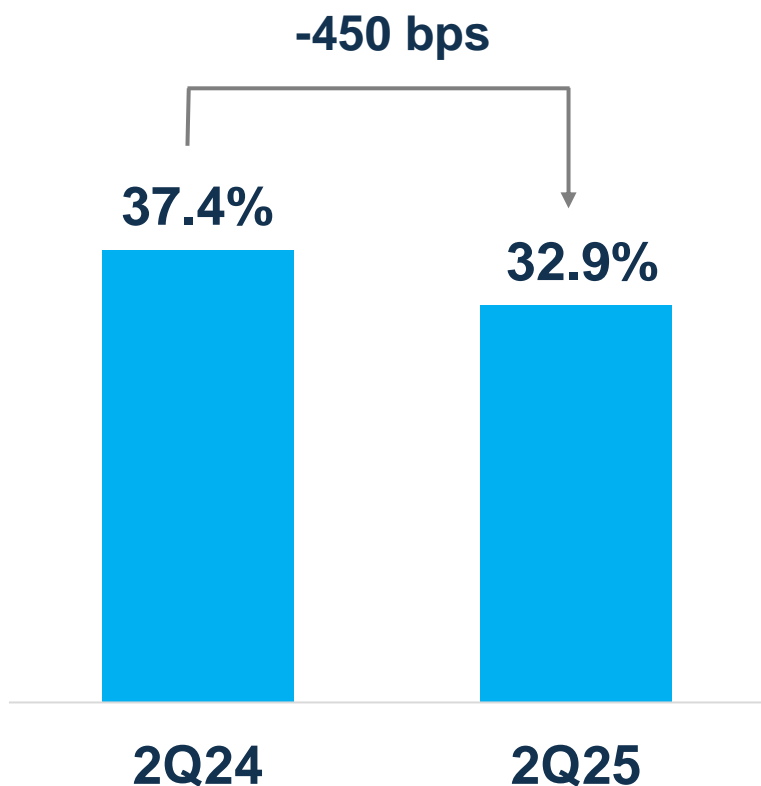


32.9%

ROIC

-450 bps
vs. 2Q24

Return on invested capital



Net Operating Profit
After Taxes*

+11.8%
vs. 2Q24



Invested Capital

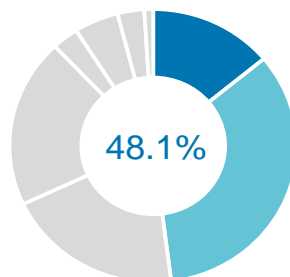
+27.1%
vs. 2Q24

**Accumulated in the last 12 months*

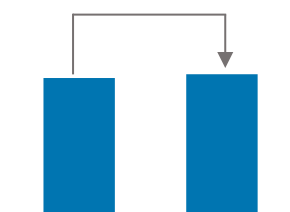
2Q25 Business Area Performance



Industrial Electro-Electronic Equipment

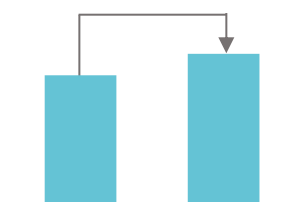


+2.8%



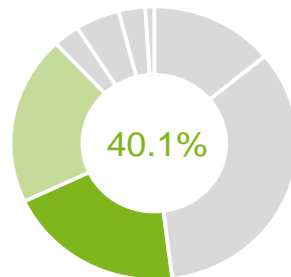
2Q24 2Q25

+16.7%



2Q24 2Q25

Energy Generation, Transmission, and Distribution (GTD)

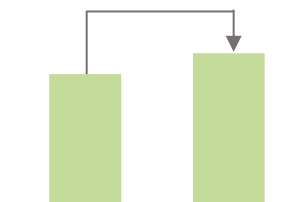


-1.6%



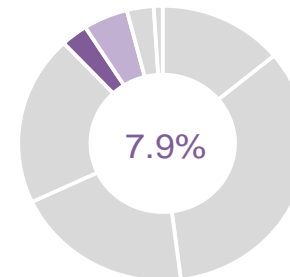
2Q24 2Q25

+16.1%

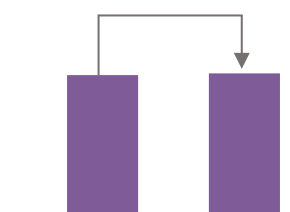


2Q24 2Q25

Commercial and Appliance Motors

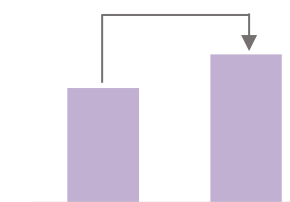


+1.3%



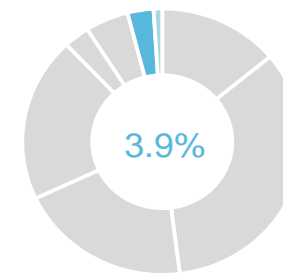
2Q24 2Q25

+29.5%

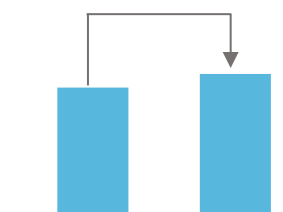


2Q24 2Q25

Paints and Varnishes

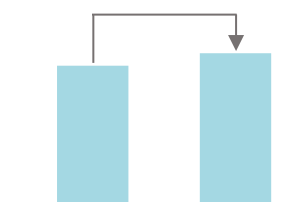


+10.8%



2Q24 2Q25

+9.0%

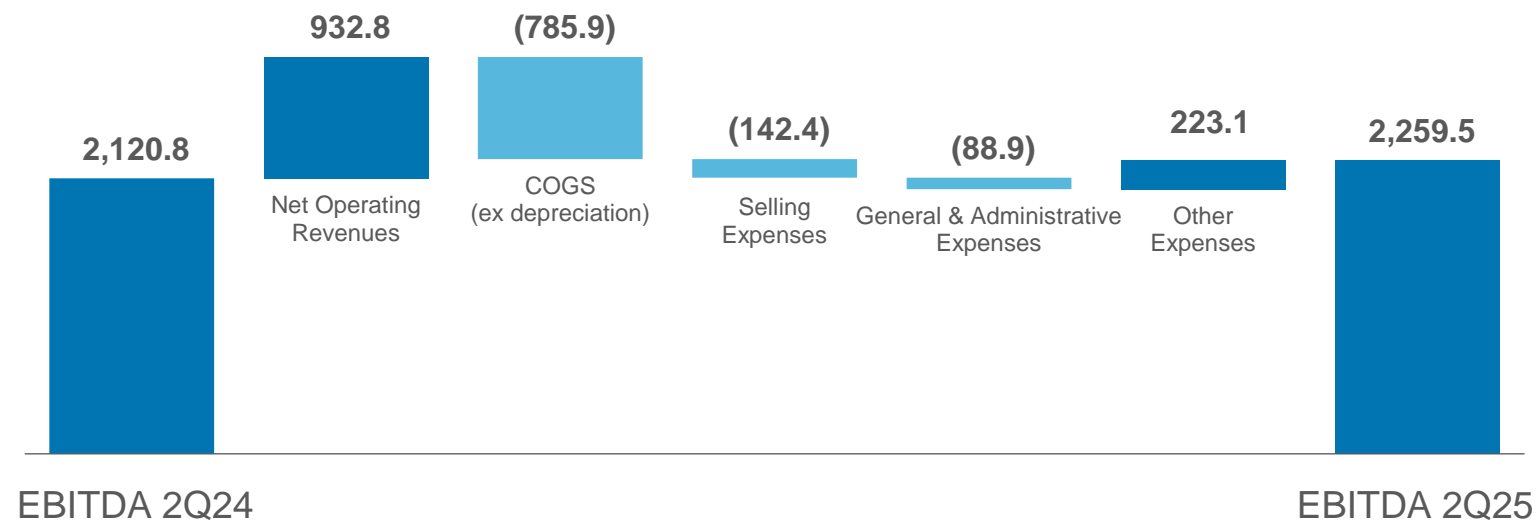


2Q24 2Q25

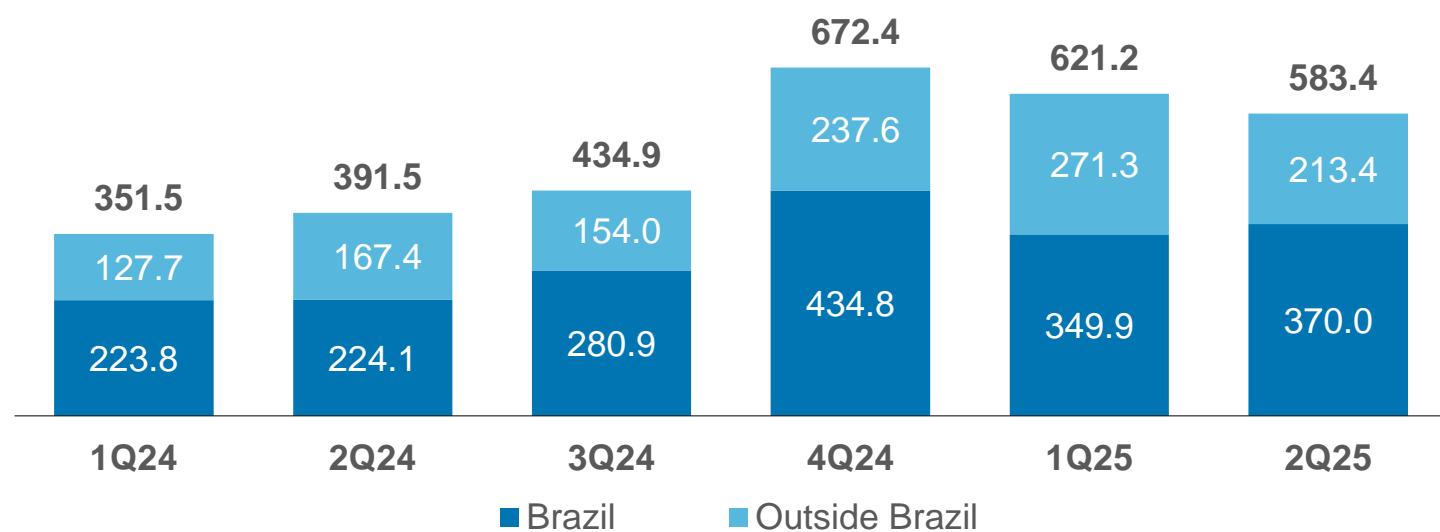
Domestic Market

External Market

EBITDA (in R\$ million)



Investments (CAPEX)



Rugao, China

Recent Achievements



Acquisition of the assets of Heresite Protective Coatings, an industrial coatings company



Improved performance in the FTSE4Good Index

Outlook



Healthy operating margin dynamics



Global presence allows risk mitigation and expansion of opportunities



Global geopolitical and macroeconomic scenario demands attention



ri.weg.net



+55 47 3276 6106



ri@weg.net



twitter.com/weg_ir