

3Q08 Earnings Conference Call

Braskem

A World Class Brazilian Petrochemical Company

BRKM5 NÍVEL 1 BOVESPA - BRASIL

BAK LISTED NYSE

Latibex

ISE Índice de Sustentabilidade Empresarial

Forward-looking Statements



Braskem

This presentation contains forward-looking statements. These statements do not represent historical fact, but rather reflect the beliefs and expectations of Braskem's management. The words "anticipate", "wish", "expect", "estimate", "intend", "forecast", "plan", "predict", "project", "target" and similar words are intended to identify these statements. Although Braskem believes that the expectations and assumptions reflected in these forward-looking statements are reasonable and based on information currently available to management, Braskem cannot guarantee future results or events.

The forward-looking statements in this presentation are valid only on the date they are made (September 30, 2008) and the Company does not assume any obligation to update them in light of new information or future developments.

Braskem is not responsible for any transaction or investment decision taken based on the information in this presentation.

3Q08 Highlights

Operating Performance :

- Net revenue grows to R$5 billion in 3Q08
- High naphtha prices and FX rate had a negative impact of R$477 million on COGS
- Higher operational efficiency and plants reliability as a result of the programmed maintenance stoppages in 2Q08.
  - Capacity utilization rates above 90%
- EBITDA of R$683 million in 3Q08, with a recovery in EBITDA margin compared with 2Q08, to 13.6%
  - 14% increase in PVC sales was the highlight for resins
  - Higher revenues from basic petrochemicals

3Q08 Highlights

Strategic Actions:

- **Merger of Ipiranga Petroquímica, Copesul and Petroquímica Paulínia into Braskem**

- **Issue of US$725 million export prepayment facility at a cost of Libor+1.75 p.p.**

- **Green Polymers:**
  - Agreement with Toyota Tsusho to sell Green PE in Asia;
  - Certification of the green polypropylene.

Domestic Market Grows 9% YTD

Domestic Sales 9M08 vs. 9M07 %

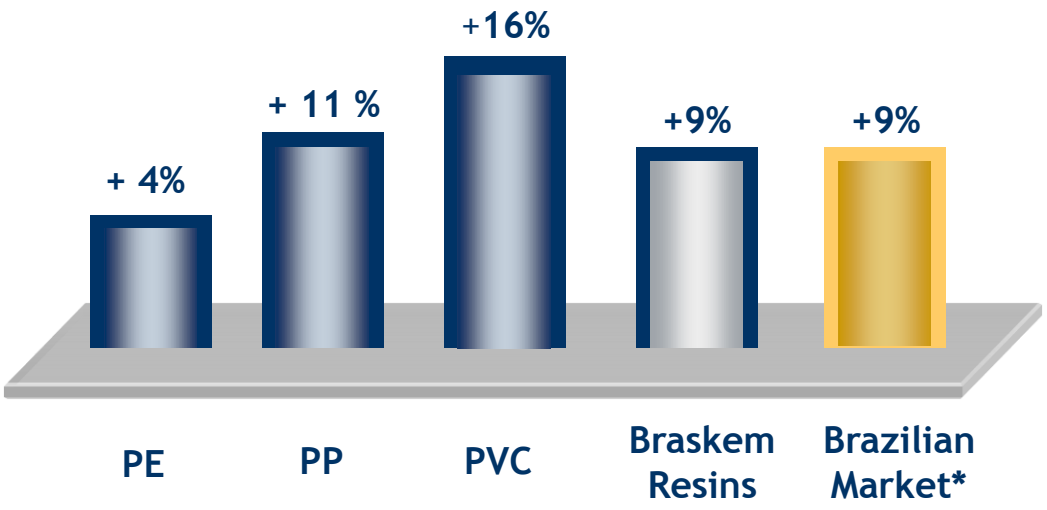

*Domestic Sales + Imports

Resin Market Share 9M08

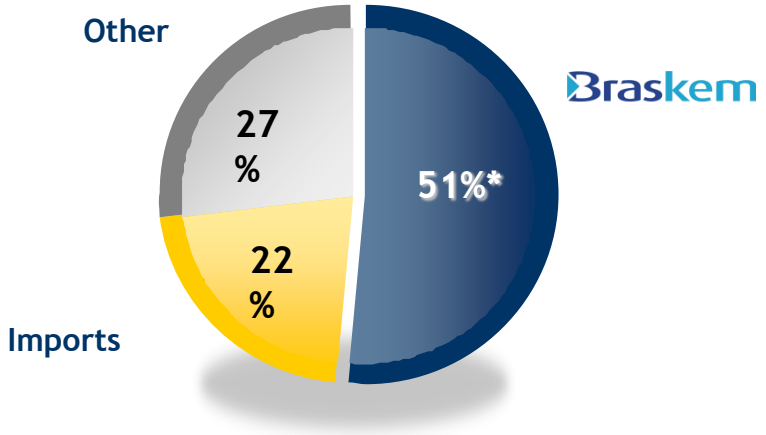

* Braskem market share includes sales of PVC imported by the Company

Source: Braskem / Abiquim

Main Economic Indicators

R$ million

Main Economic Indicators	3Q08 (A)	2Q08 (B)	3Q07 (C)	Change % (A)/(B)	Change % (A)/(C)	9M08 (D)	9M07 (E)	Change % (D)/(E)
Net Revenue	5,032	4,405	4,623	*14*	*9*	13,848	14,016	*(1)*
EBITDA	683	519	755	*31*	*(10)*	1,785	2,529	*(29)*
EBITDA Margin	13.6%	11.8%	16.3%	*1.8 p.p.*	*-2.8 p.p.*	12.9%	18,0%	*-5.2 p.p.*
Net Financial Result	(1,616)	407	(68)	-	*2,271*	(1,409)	(231)	*511*
Net Income / Loss	(849)	383	132	-	-	(384)	541	-

Source: Braskem

EBITDA

Higher basic petrochemical prices and domestic volumes overcome impacts from higher raw material costs

Braskem

R$ million

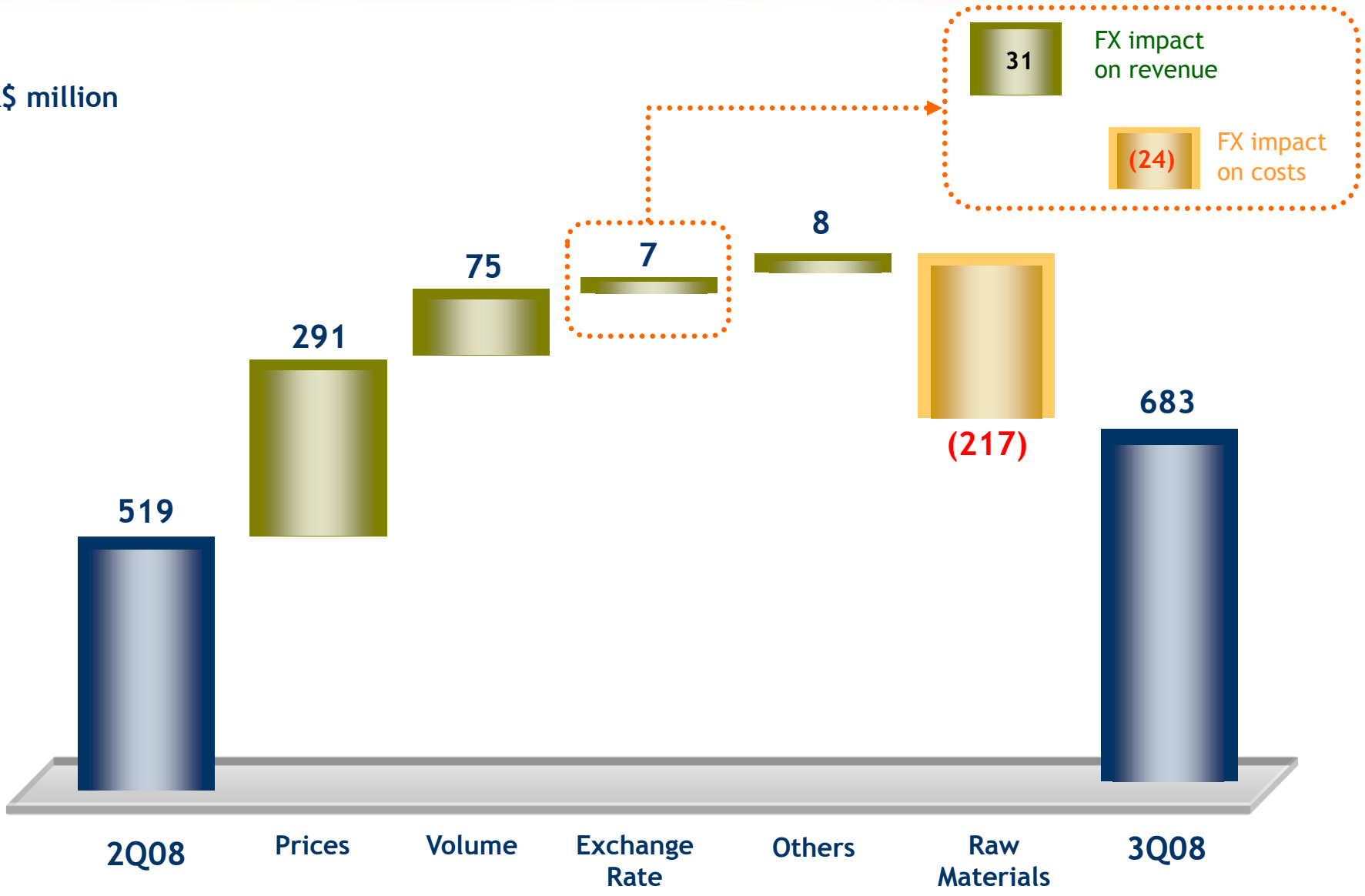

Source: Braskem

Lengthening of Debt is a Priority

Braskem

in R$ million (10/30/08)

Gross Debt: 10,184

Net Debt: 8,331

Average Term: 10.5 years

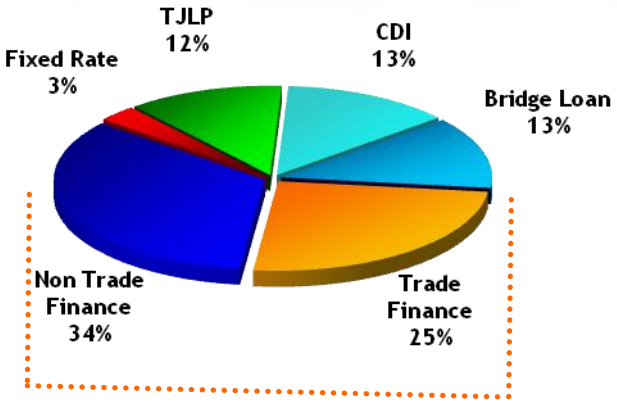

US$ 72%

Net Debt / EBITDA (x)

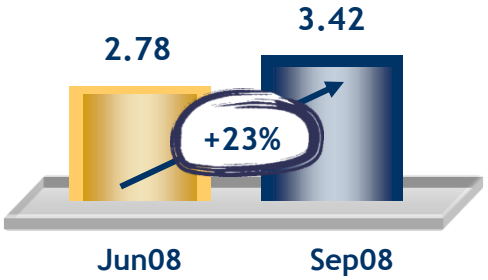

Cash and equivalents

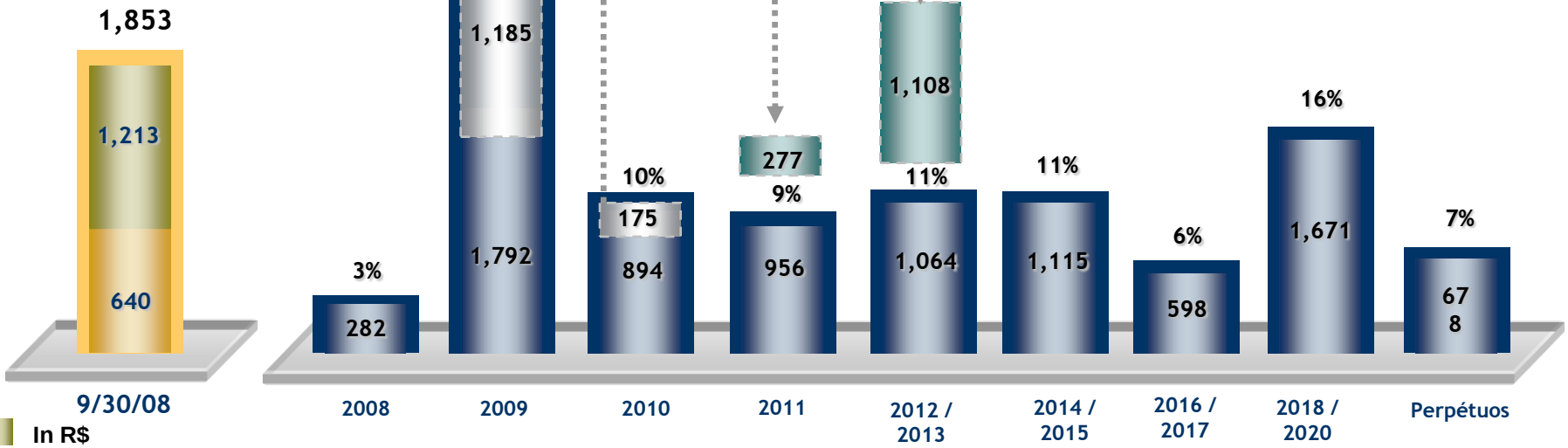

In R$

In US$

Includes R$1.4 billion from the bridge loan used to acquire the petrochemical assets of the Ipiranga Group, R$1.2 billion maturing in 2009 and R$175 million in 2010. In October, this loan was exchanged for a US$725 million export prepayment facility with a 3- year grace period.

Source: Braskem

Financial Results Reflect FX Rate

R$ million	3Q08	2Q08	1Q08	9M08	2007
Financial Result	**(1,616)**	**407**	**(200)**	**(1,410)**	**(284)**
Expenses	(1,932)	473	(231)	(1,690)	(84)
Income	316	(66)	30	280	(200)
FX variation	**(1,351)**	**593**	**4**	**(753)**	**800**
Loss	(1,626)	708	25	(892)	1,133
Gain	275	(115)	(21)	139	(334)
FX Rate - EOP	**1.91**	**1.59**	**1.75**	**1.91**	**1.77**
FX Variation	**20.25%**	**-8.99%**	**-1.25%**	**8.07%**	**-17.15%**

Priorities in 4Q08

- Reduce fixed costs / expenses
- Capture synergies from the IPQ/CPS acquisition
- Focus on profitability of the business and competitiveness of the chain
- Naphtha: negotiations with Petrobras
- Green PE project: Investment decision



3Q08 Earnings Conference Call

Braskem

A World Class Brazilian Petrochemical Company

BRKM5 NÍVEL 1 BOVESPA - BRASIL | BAK LISTED NYSE | Latibex | ISE Índice de Sustentabilidade Empresarial

Visit our website: www.braskem.com.br/ir