

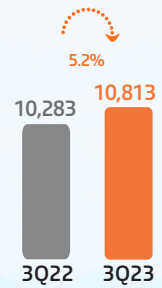


# Fact sheet

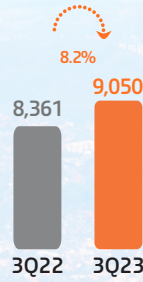
## 3Q23

### Operating highlights

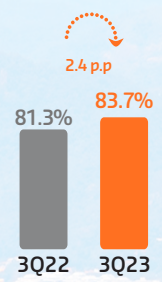
ASK total (mm)



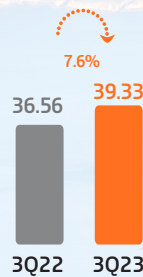
RPK total (mm)



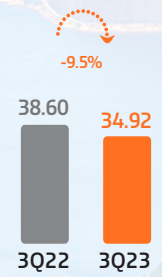
GOL Load Factor (%)



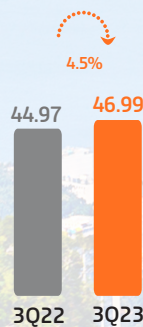
Net PRASK (R\$ cents)



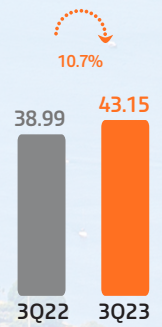
CASK Pax Operation<sup>1</sup> (R\$ cents)



Net YIELD (R\$ cents)



Net RASK (R\$ cents)



<sup>1</sup>Excludes costs related to the freighter operations

## Rio de Janeiro

### Code-share agreements



Income statement highlights (R\$ MM)	3Q23	3Q22	% Var.
Net revenues	4,665.4	4,009.6	16.4%
EBIT	825.1	261.7	NM
EBIT Margin	17.7%	6.5%	11.2 p.p
EBITDA	1,250.1	695.2	79.8%
EBITDA Margin	26.8%	17.3%	9.5 p.p

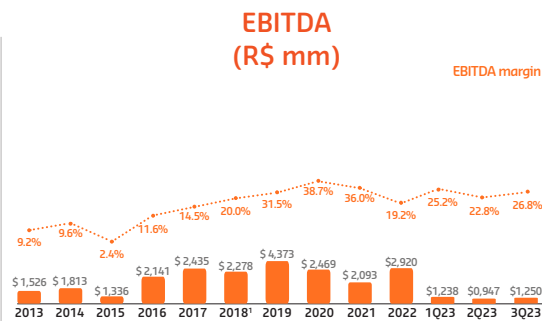
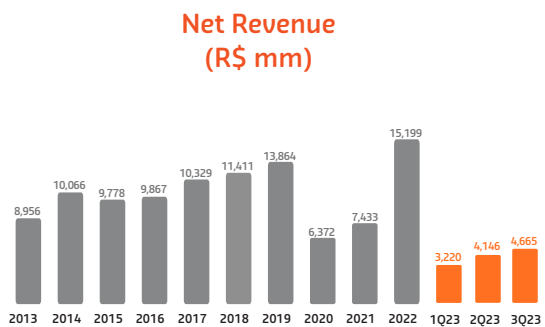
Liquidity and Leverage (R\$ MM)	3Q23	3Q22	% Var.	2Q23	% Var.
Total Liquidity	4,729.2	3,707.1	27.6%	4,066.3	16.3%
% Total Liquidity / Net Revenues (LTM)	25.6%	27.7%	-2.1 p.p	22.8%	2.8 p.p
Gross Debt <sup>1</sup> (R\$ MM)	19,330.8	20,748.5	-6.8%	20,944.8	-7.7%
Net Debt <sup>1</sup> / LTM EBITDA	4.0 x	8.2 x	-4.2 x	5.0 x	3.2 x

(1) Excluding Perpetual

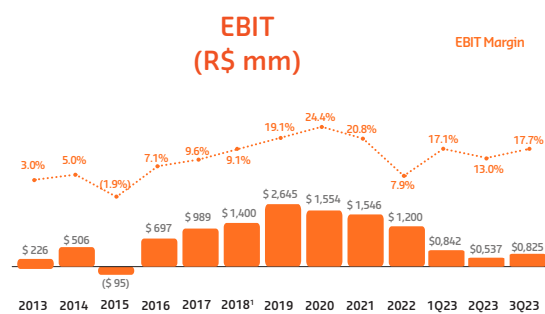
Operating highlights	3Q23	3Q22	% Var.
Revenue Passengers - Pax on board ('000)	8,082	6,945	16.4%
Departures	57,284	50,636	13.1%
Aircraft utilization (block hours/day)	11.3	11.1	1.8%
Average Stage Length (km)	1,064	1,150	-7.5%
Full-time Employees (at period end)	13,919	13,751	1.2%
Average FX (R\$/US\$) <sup>1</sup>	4.8805	5.2494	-7.0%
Price per liter Fuel (R\$)	4.62	6.56	-29.6%

1. Source: Central Bank.

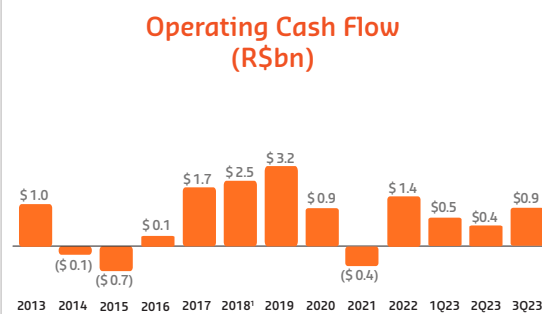
## Margins and Cash Flow Generation



<sup>1</sup>Restated based on IFRS 16. unaudited  
For the year 2021. it only considers expenses related to current operating levels.



<sup>1</sup>Restated based on IFRS 16. unaudited  
For the year 2021. it only considers expenses related to current operating levels.



<sup>1</sup>Restated based on IFRS 16. unaudited

Investor Relations  
ri@voegol.com.br  
www.voegol.com.br/ir  
+55 (11) 2128-4700



This notice contains forward-looking statements relating to the prospects of the business, estimates for operating and financial results and those related to GOL's growth prospects. These are merely projections and as such are based exclusively on the expectations of GOL's management. Such forward-looking statements depend substantially on external factors in addition to the risks disclosed in GOL's filed disclosure documents and are therefore subject to change without prior notice.



## Leader in Customer Service



Most flights at the favorite airports



On Board Wi-Fi & Live TV  
Wi-fi available in 100% of the fleet



Selfie check-in  
convenience and mobility

## Leadership in ESG Practices



1st Latin American airline to commit to zero carbon emissions by 2050