

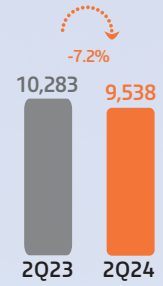


Fact sheet 2024

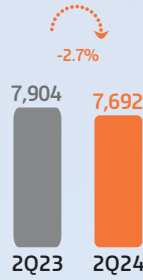
Bogotá

Operating highlights

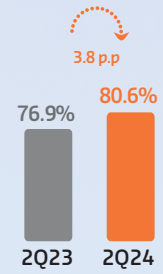
ASK total (mm)



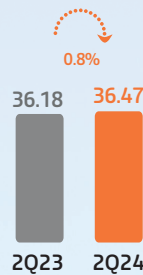
RPK total (mm)



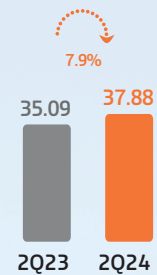
GOL Load Factor (%)



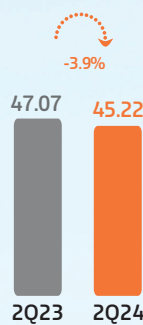
Net PRASK (R\$ cents)



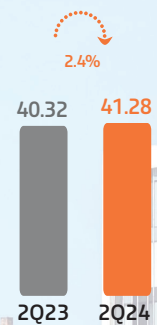
Recurring Cask¹ (R\$ cents)



Net YIELD (R\$ cents)



Net RASK (R\$ cents)



¹Excludes items related to non-recurring events

Code-share agreements



Income statement highlights (R\$ MM)	2Q24	2Q23	% Var.
Net revenues	3,937.0	4,145.9	-5.0%
EBIT ¹	324.5	537.2	-39.6%
EBIT Margin ¹	8.2%	13.0%	-4.7 p.p
EBITDA ¹	745.4	947.3	-21.3%
EBITDA Margin ¹	18.9%	22.8%	-3.9 p.p

(1) Excluding non-recurring items

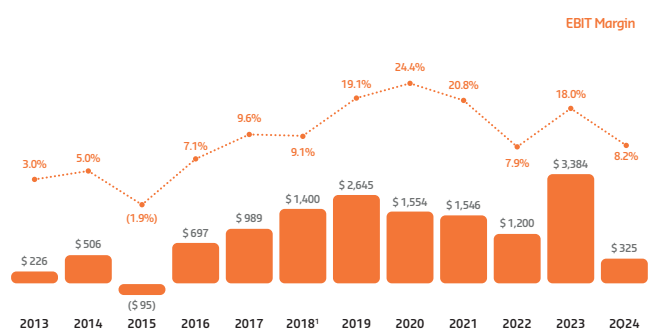
Liquidity and Leverage (R\$ MM)	2Q24	2Q23	% Var.	1Q24	% Var.
Total Cash + Accounts Receivable	5,528.2	1,554.8	NM	4,053.0	36.4%
% Total Cash + Accounts Receivable / Revenue (LTM)	30.1%	8.7%	21.4 p.p	21.8%	8.3 p.p
Gross Debt ¹ (R\$ MM)	28,445.0	21,235.6	33.9%	22,998.2	23.7%
Net Debt ¹ / LTM EBITDA	5.1 x	5.1 x	0.1 x	4.0 x	1.1 x

(1) Excluding Perpetual

Operating highlights	2Q24	2Q23	% Var.
Revenue Passengers - Pax on board ('000)	6,691	7,008	-4.5%
Departures	49,014	54,570	-10.2%
Aircraft utilization (block hours/day)	10.4	10.3	1.1%
Average Stage Length (km)	1,088	1,067	2.0%
Average FX (R\$/US\$) ¹	5.22	4.95	5.5%
Price per liter Fuel (R\$)	4.54	4.69	-3.2%

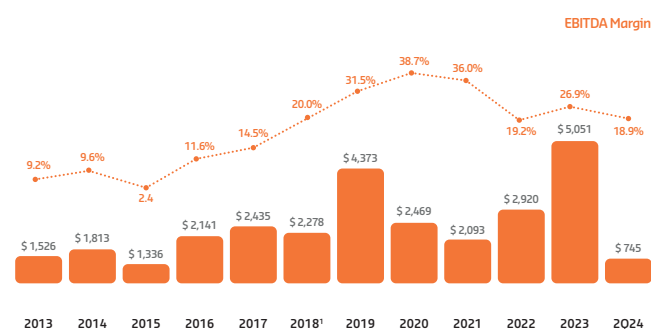
1. Source: Central Bank.

EBIT



¹Restated based on IFRS 16. unaudited
For the year 2021. It only considers expenses related to current operating levels.

EBITDA



¹Restated based on IFRS 16. unaudited
For the year 2021. It only considers expenses related to current operating levels.



Investor Relations

✉ ri@voegol.com.br

🌐 www.voegol.com.br/ir

Leader in Customer Service



Most flights at the favorite airports



Leader in Punctuality
Valuing your time



Selfie check-in
convenience and mobility

Leadership in ESG Practices



1st Latin American airline to commit to zero carbon emissions by 2050