



# Fact sheet 2023

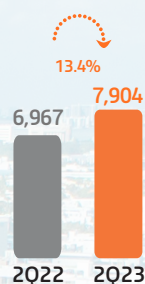
Miami

## Operating highlights

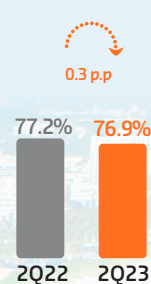
ASK total (mm)



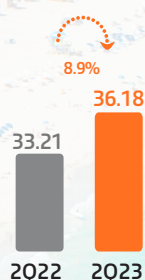
RPK total (mm)



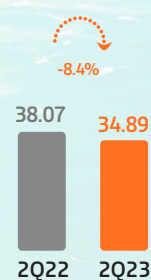
GOL Load Factor (%)



Net PRASK (R\$ cents)



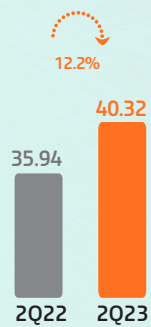
Adjusted CASK<sup>1</sup> (R\$ cents)



Net YIELD (R\$ cents)



Net RASK (R\$ cents)



<sup>1</sup>Excludes costs related to the freighter operations

## Code-share agreements

AIRFRANCE

Aerolíneas  
Argentinas



AIR CANADA



AEROMEXICO



Avianca

American Airlines

TAG



Ethiopian  
የኢትዮጵያ

AirEuropa

Emirates

Copa  
Airlines

TURK  
AIRLII



Income statement highlights (R\$ MM)	2Q23	2Q22	% Var.
Net revenues	4,145.9	3,242.1	27.9%
EBIT	537.2	-191.9	NM
EBIT Margin	13.0%	-5.9%	18.9 p.p.
EBITDA	947.3	439.1	NM
EBITDA Margin	22.8%	14.7%	8.1 p.p.

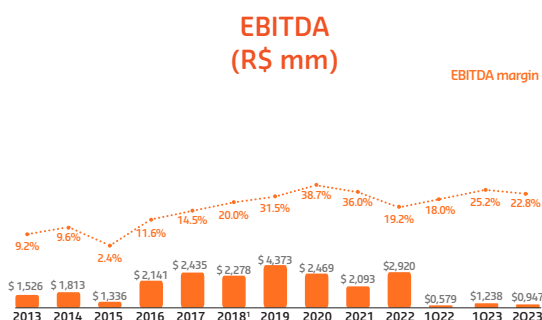
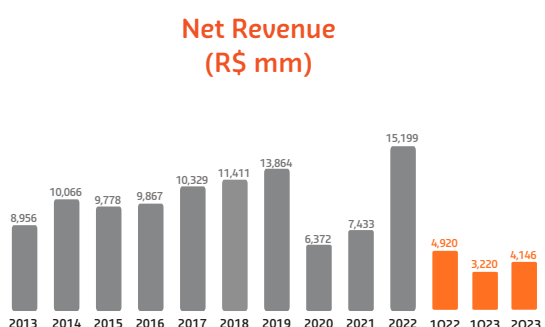
Liquidity and Leverage (R\$ MM)	2Q23	2Q22	% Var.	1Q23	% Var.
Total Liquidity	4,066.3	3,988.9	1.9%	4,441.6	-8.4%
% Total Liquidity / Net Revenues (LTM)	22.8%	35.3%	-12.5 p.p	26.3%	-3.4 p.p
Gross Debt <sup>1</sup> (R\$ MM)	21,235.6	21,806.4	-2.6%	22,177.9	-4.2%
Net Debt <sup>1</sup> / LTM EBITDA	6.7 x	9.5 x	-2.8 x	7.9 x	-1.1 x

(1) Excluding Perpetual and Including annual lease payments x 7

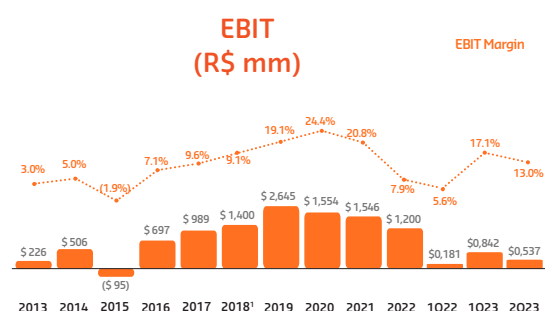
Operating highlights	2Q23	2Q22	% Var.
Revenue Passengers - Pax on board ('000)	7,008	5,847	19.9%
Departures	54,570	45,538	19.8%
Aircraft utilization (block hours/day)	10.8	10.2	5.9%
Average Stage Length (km)	1,067	1,124	-5.1%
Full-time Employees (at period end)	13,835	14,290	-3.2%
Average FX (R\$/US\$) <sup>1</sup>	4.9514	4.9208	0.6%
Price per liter Fuel (R\$)	4.69	6.03	-22.2%

1. Source: Central Bank.

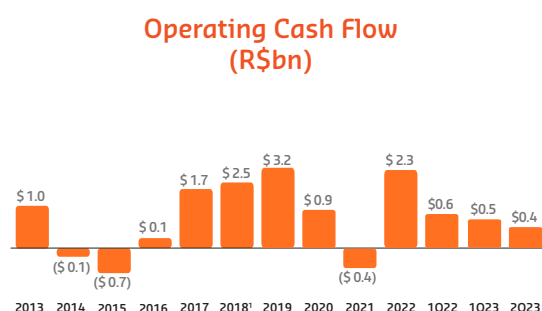
## Margins and Cash Flow Generation



<sup>1</sup>Restated based on IFRS 16. unaudited  
For the year 2021. It only considers expenses related to current operating levels.



<sup>1</sup>Restated based on IFRS 16. unaudited  
For the year 2021. It only considers expenses related to current operating levels.



<sup>1</sup>Restated based on IFRS 16. unaudited

### Investor Relations

ri@voegol.com.br  
www.voegol.com.br/ir  
+55 (11) 2128-4700



This notice contains forward-looking statements relating to the prospects of the business, estimates for operating and financial results and those related to GOL's growth prospects. These are merely projections and as such are based exclusively on the expectations of GOL's management. Such forward-looking statements depend substantially on external factors in addition to the risks disclosed in GOL's filed disclosure documents and are therefore subject to change without prior notice.



## Leader in Customer Service



Most flights at the favorite airports



**On Board Wi-Fi & Live TV**  
Wi-fi available in 100% of the fleet



**Selfie check-in**  
convenience and mobility

## Leadership in ESG Practices



**1st Latin American airline** to commit to zero carbon emissions by 2050