

# 1Q26

MAY 14, 2026

**EQTL**  
B3 LISTED NM  
GRUPO  
**equatorial**

# Disclaimer

This presentation may contain forward-looking statements, which are subject to risks and uncertainties, as they were based on the expectations of the Company's management and on available information. These prospects include statements concerning the Company's current intentions or expectations for our clients. Forward-looking statements refer to future events which may or may not occur. Our future financial situation, operating results, market share and competitive positioning may differ substantially from those expressed or suggested by said forward-looking statements. Many factors and values that can establish these results are Outside Company's control or expectation. The reader/investor is prevented not to completely rely on the information above.

The words "believe", "can", "predict", "estimate", "continue", "anticipate", "intend", "forecast" and similar words, are intended to identify estimates. Such estimates refer only to the date in which they were expressed, therefore the Company has no obligation to update said statements.

The consolidated operational data represents 100% of the results of its controllers.

This presentation does not consist of offering, invitation or request of subscription offer or purchase of any marketable securities, and this statement or any other information herein, does not consist of a contract base or commitment of any kind.

 Financial**Adjusted EBITDA<sup>1</sup>****R\$ 2.9 billion** (+11.3% vs 1Q25)**Investments***R\$ 2.6 billion (+12.2% vs 1Q25)***Early buyback of Class A and B Preferred Stock***R\$ 607 million***Cash for the period***R\$ 11.6 billion, 2.5x short-term debt***Covenants***2.7x Net Debt / EBITDA***Quality Compensations***Reduction of 23.4% vs 1Q25* Operational**Growth in Wire B Market***3.8%***Losses below regulatory levels***18%***Reduction in DEC across 5 out of 7 Discos vs. 1Q25** Creating Value**Concession Renewals**

- Maranhão (2060)
- Pará (2058)

**Joining the “Acordo Gaúcho”**<sup>1</sup>Excluding Transmission effects



CONSOLIDATED  
FINANCIAL PERFORMANCE

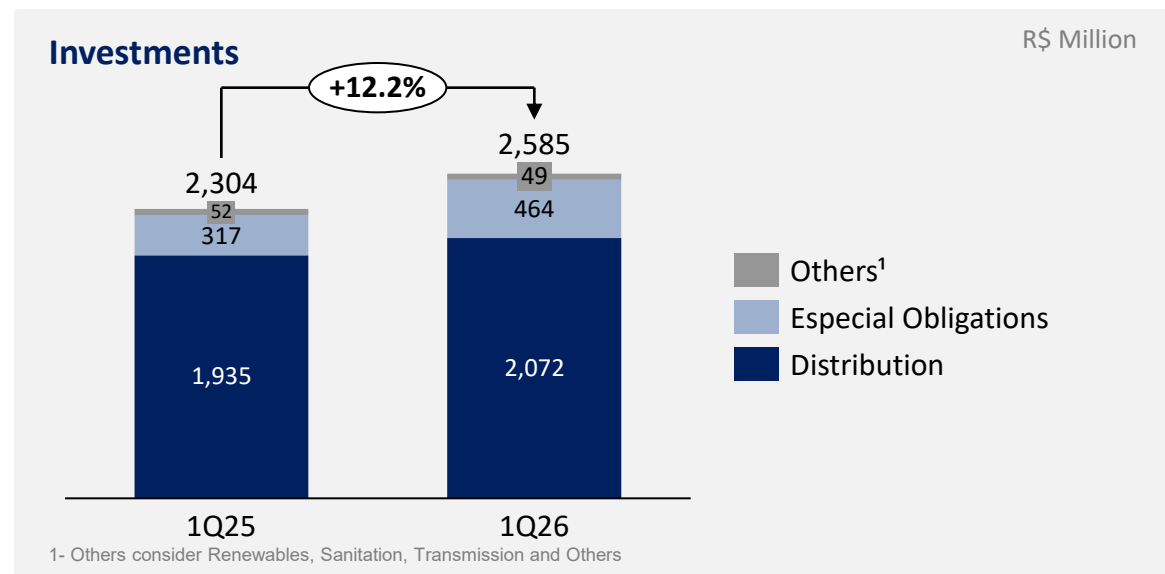
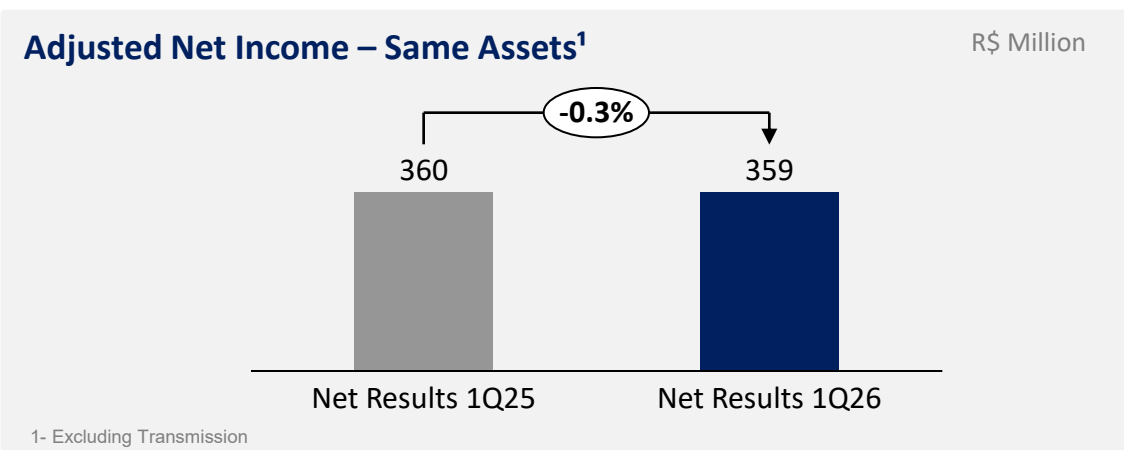
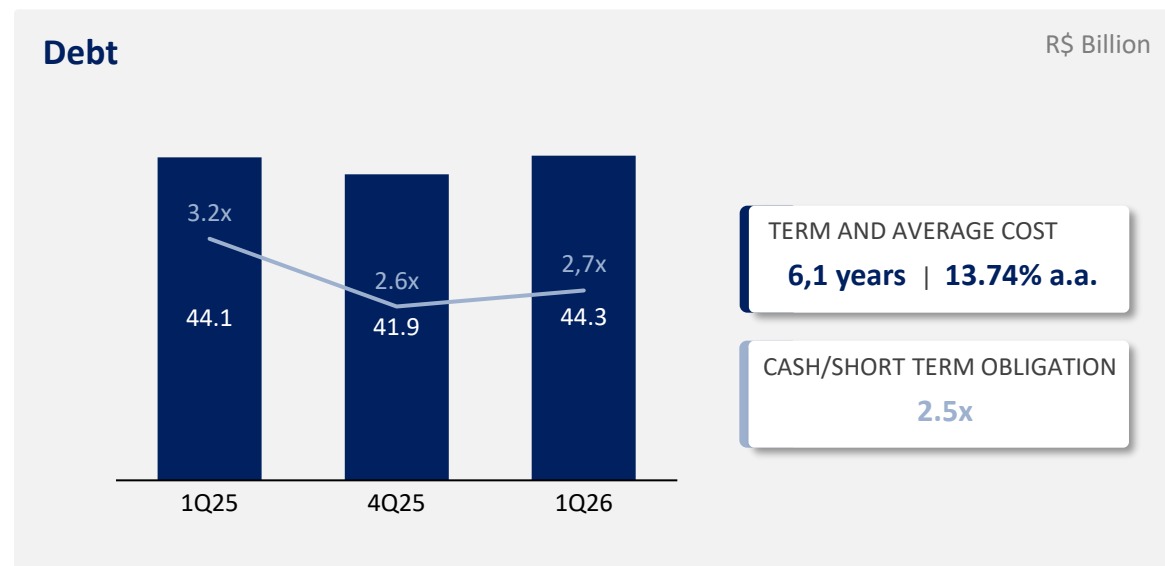
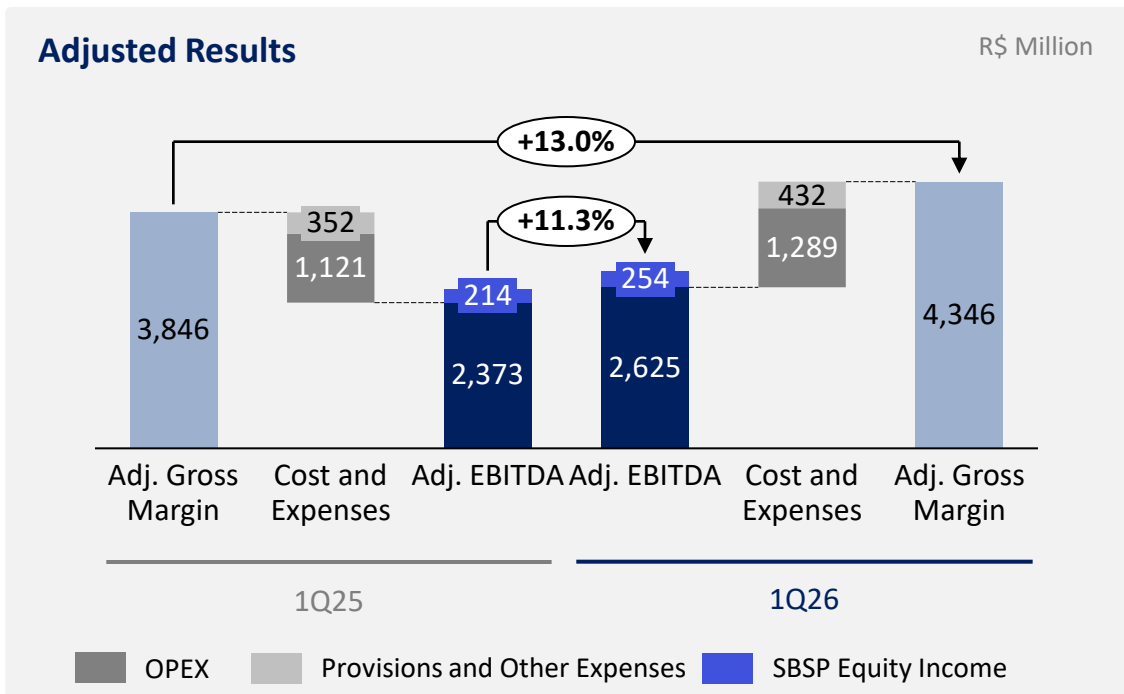
---

GRUPO  
**Equatorial**

# 1Q26 | Economic and Financial Performance

Macro Index  
12 months

IPCA: 4.14% SELIC: 14.5% IGP-M: -1.82%



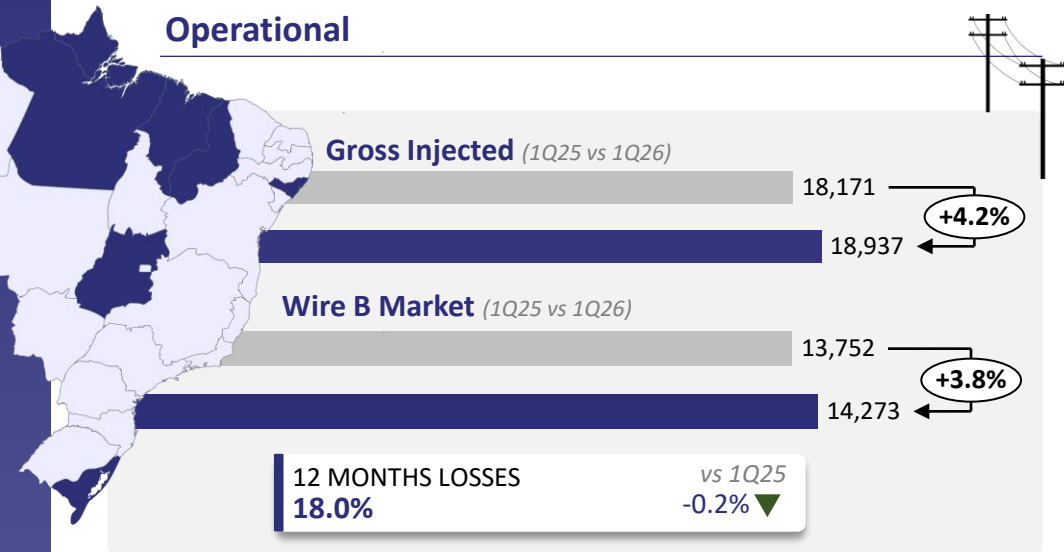


DISTRIBUTION

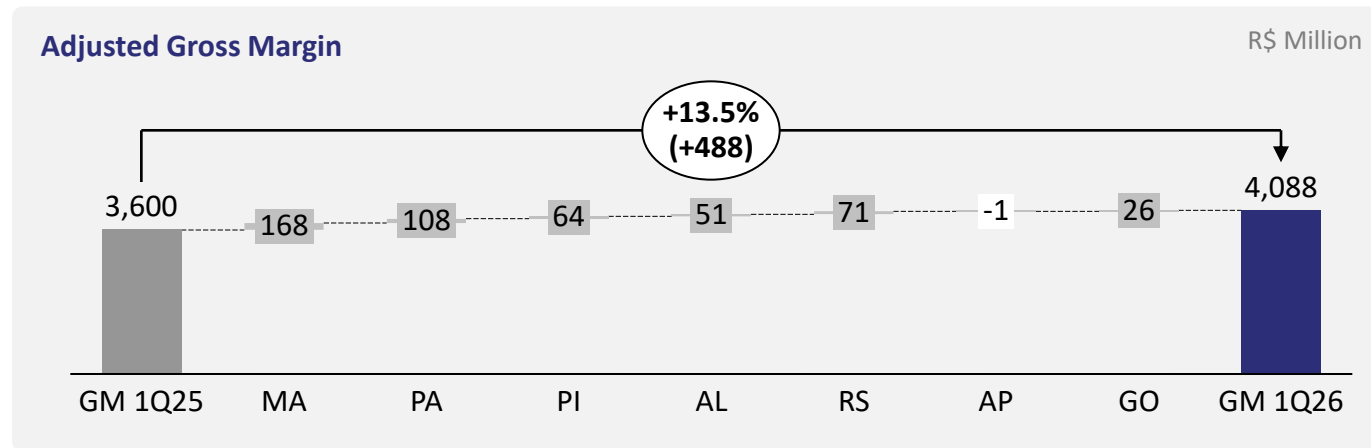
---

GRUPO  
**equatorial**

## Operational



## Financial



### PDA and Collection Index

Quarter	1Q25	1Q26
Collection Index	97.83%	97.52% ▼
Adj. PDA	1.66%	1.64% ▼

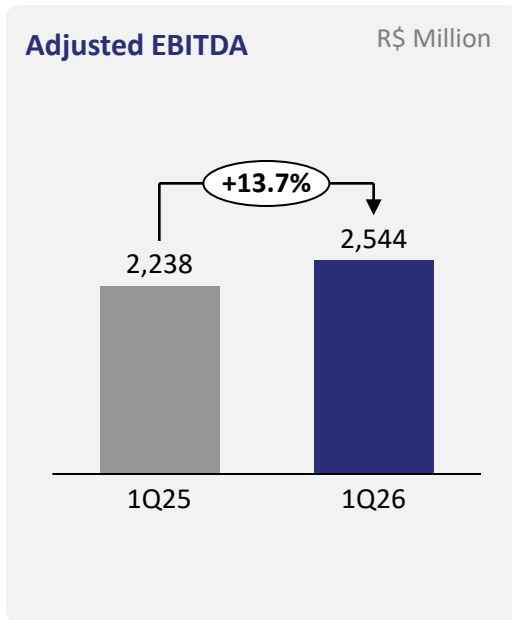
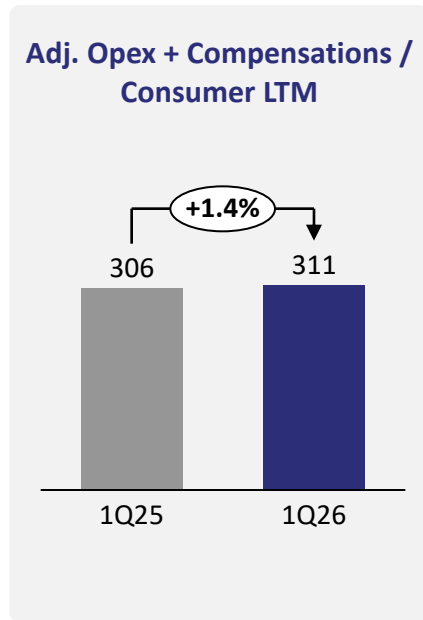
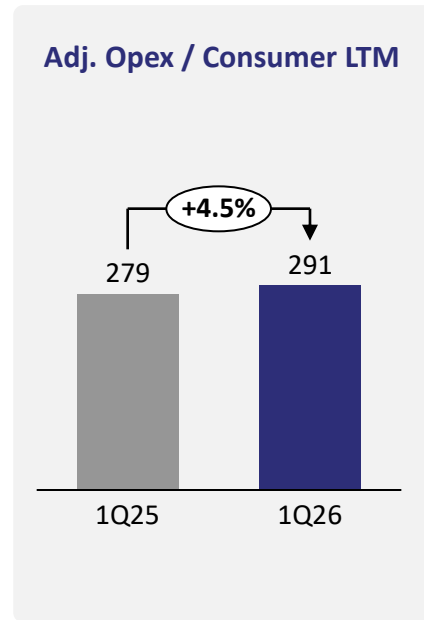
### DEC and FEC

12m vs. Regulatory

WITHIN REGULATORY LIMIT

4  
DEC

7  
FEC





OTHER SEGMENTS

---



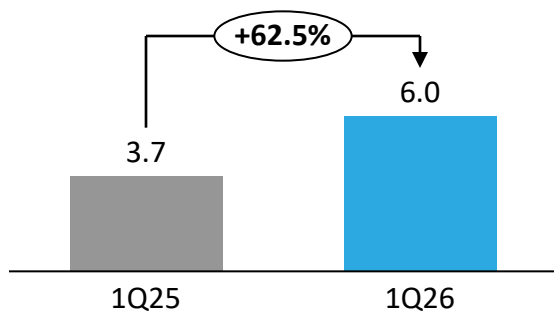
GRUPO  
**equatorial**

# 1Q26 | Other Segments

## Sanitation

### Adjusted EBITDA

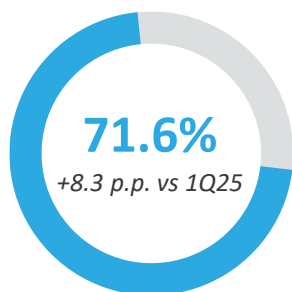
R\$ Million



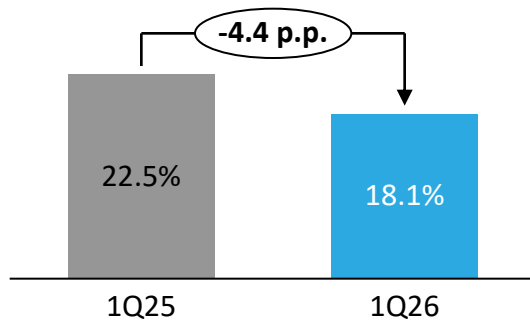
### AVERAGE WATER AND SEWAGE TARIFF

Quarter	Average Tariff (R\$)
1Q25	R\$ 3.99
1Q26	R\$ 5.05

### Water Coverage Index



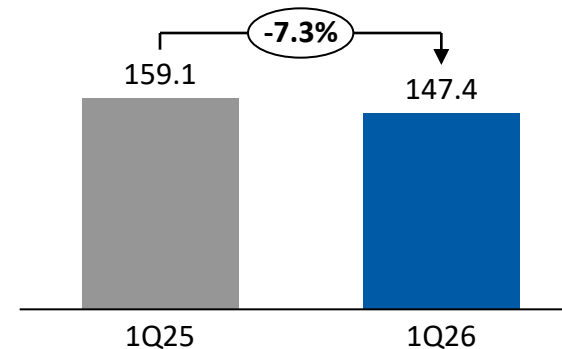
### PECLD/ROB



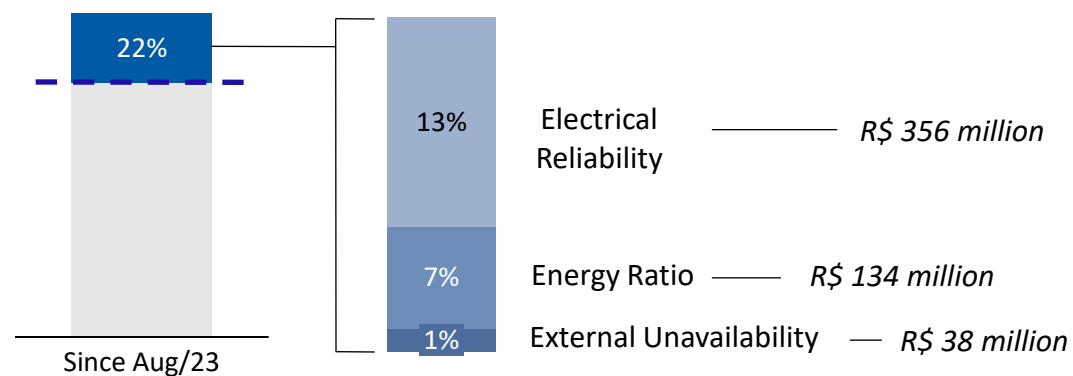
## Renewables

### EBITDA - Echoenergia

R\$ Million



### Constrained-off Impact since 2023





# Q&A

# 1Q26

GRUPO

**equatorial**

[ri@equatorialenergia.com.br](mailto:ri@equatorialenergia.com.br)

[B]<sup>3</sup>

IEE B3

IGPTWB3

ITAG B3