

# 4Q 23

MARCH 26, 2024

**EQTL**  
B3 LISTED NM

GRUPO  
**equatorial**  
ENERGIA

# Disclaimer

This presentation may contain forward-looking statements, which are subject to risks and uncertainties, as they were based on the expectations of the Company's management and on available information. These prospects include statements concerning the Company's current intentions or expectations for our clients. Forward-looking statements refer to future events which may or may not occur. Our future financial situation, operating results, market share and competitive positioning may differ substantially from those expressed or suggested by said forward-looking statements. Many factors and values that can establish these results are Outside Company's control or expectation. The reader/investor is prevented not to completely rely on the information above.

The words "believe". "can". "predict". "estimate". "continue". "anticipate". "intend". "forecast" and similar words. are intended to identify estimates. Such estimates refer only to the date in which they were expressed. therefore the Company has no obligation to update said statements.

The consolidated operational data represents 100% of the results of its controllers.

This presentation does not consist of offering. invitation or request of subscription offer or purchase of any marketable securities. and this statement or any other information herein. does not consist of a contract base or commitment of any kind.

# Highlights

## Distributed Energy

14,832 GWh (+12.3%)

## Consolidated Total Losses Reduction

18.4% on injected energy (-0.7 p.p)

## Adjusted EBITDA

R\$ 2.8 billion (+26%)

## Consolidated Investments

R\$ 2.6 billion

## Covenants

3.3x Reduction for the fourth consecutive quarter  
Improvement in debt profile

## Closing Intesa's Alienation

Closing Intesa's Alienation, accelerating deleveraging

## DEC reduction on all distribution concessions 4Q23 vs 4Q22

Highlight to Maranhão, which reached a DEC of 14 hours, and is below the regulatory limit (14.9 hours) and Amapá that had a DEC reduction of 11.0 hours

## Equatorial Group integrates official ISE and Idiversa B3 portfolio

ISE: Main index linked to ESG practices. Idiversa: highlight in diversity criteria



**CONSOLIDATED  
ECONOMIC AND FINANCIAL  
PERFORMANCE**

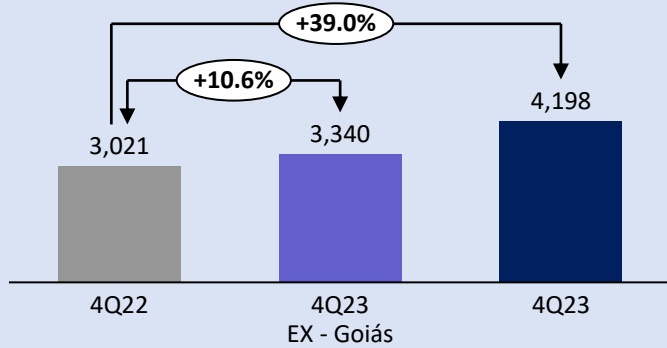
# Economic and Financial Performance

Inflation Indexes 12 months	IPCA	4.51%
	IGPM	-3.76%

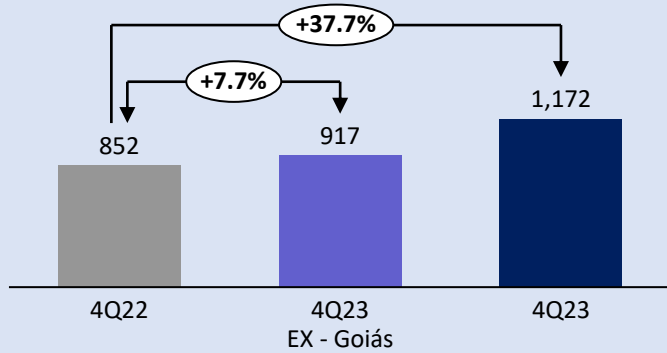


## Results

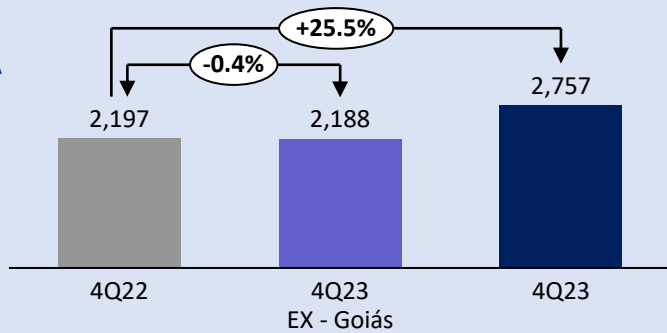
### Gross Margin R\$ Million



### Adjusted PMSO R\$ Million

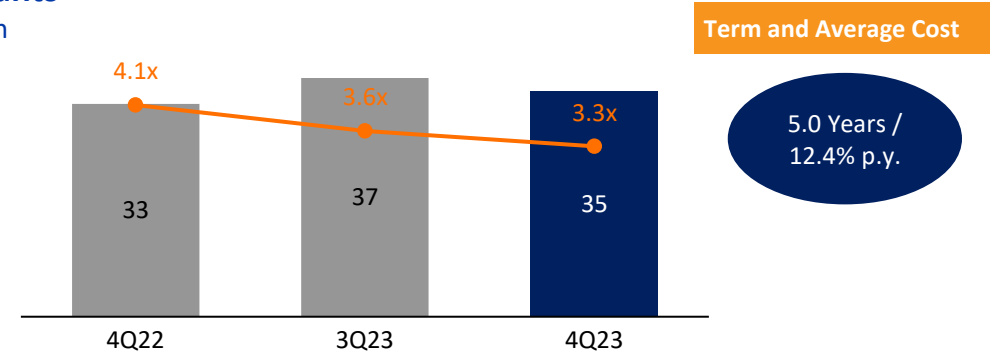


### Adjusted EBITDA R\$ Million

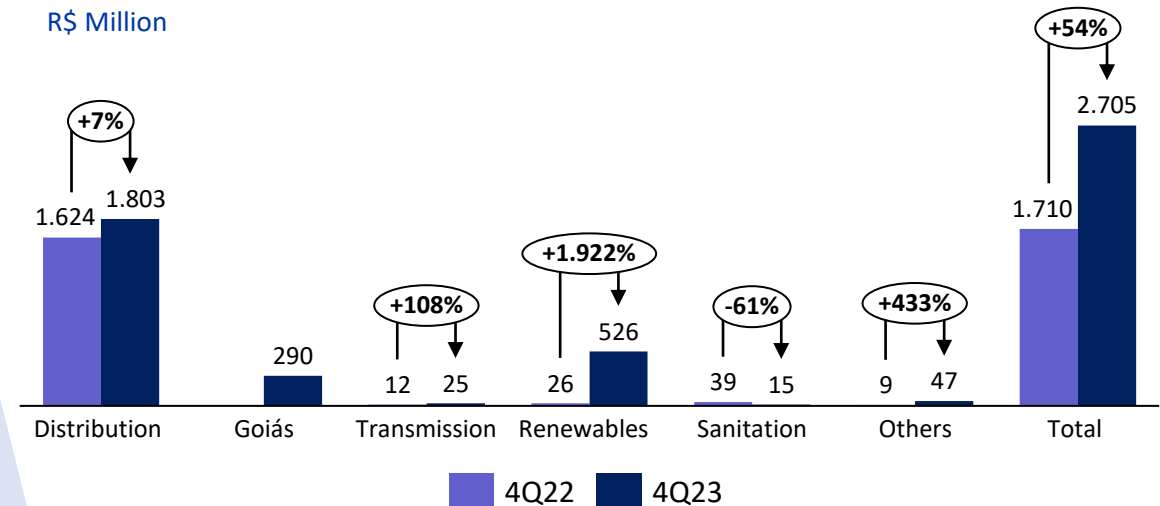


## Debt and investments

### Net debt and Covenants R\$ Billion



### Investments R\$ Million



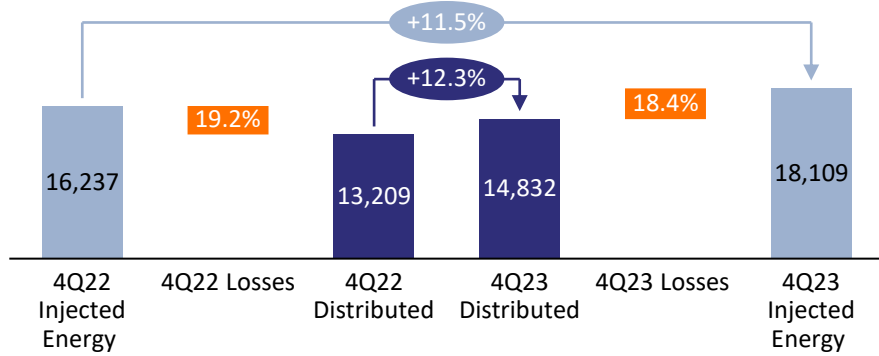
Goiás was not consolidated in 4Q22

# DISTRIBUTION

# Distribution

## Injected and Distributed Evolution

Consolidated (GWh)



Collection Index\*

99.1%

PDA\*

1.4%

Growth market with high collection index and adjustment of the level of losses

Inflation Indexes

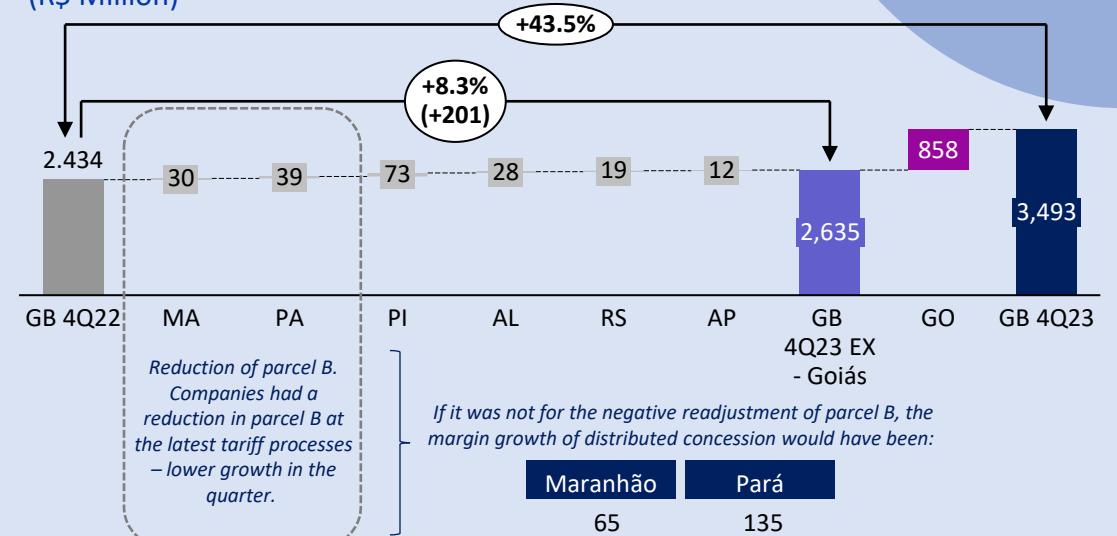
12 months

IPCA 4.51%

IGPM -3.76%

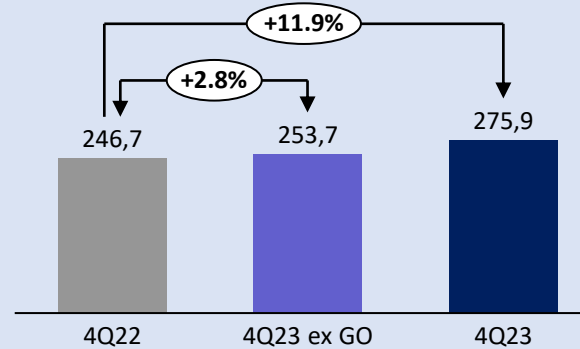
## Gross Margin

(R\$ Million)



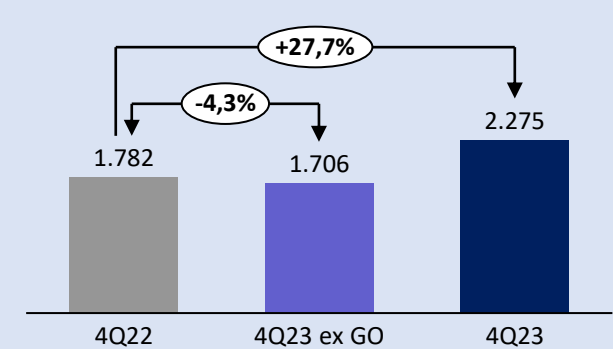
## Consolidated PMSO\* by Consumer

(R\$/consumer)



## Adjusted EBITDA

(R\$ Million)



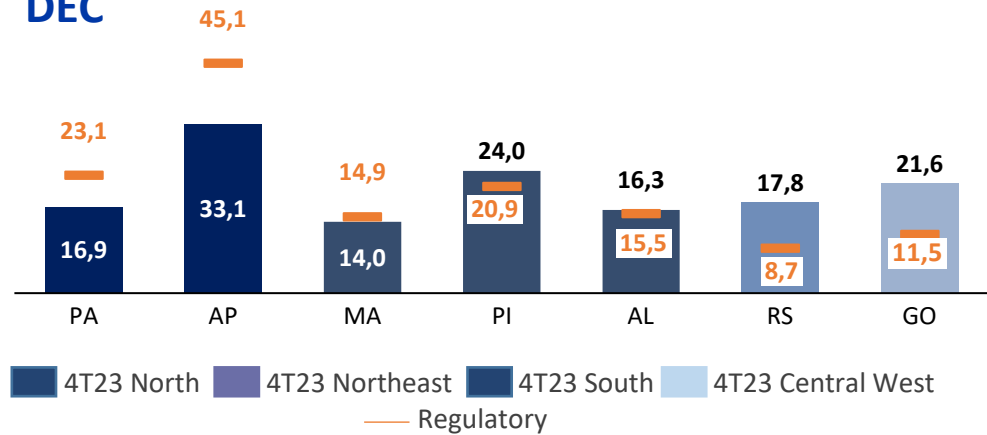
\*Consolidated 12 months.

4Q22 data does not present proforma with Equatorial Goiás

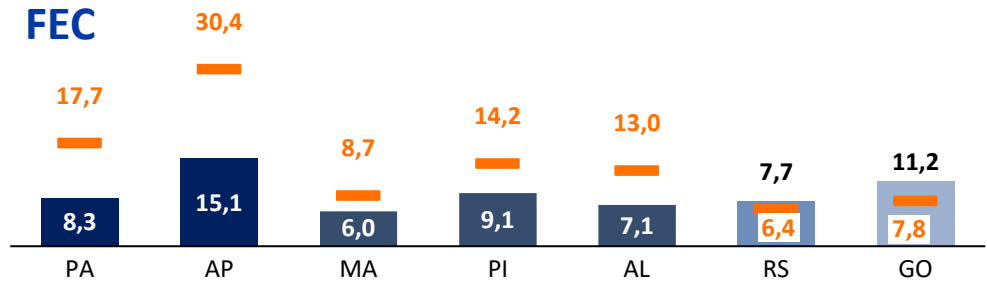
# Operation Quality

Average DEC by region	N	NE	S	CO
	36,9	13,6	9,4	11,8

## DEC



## FEC



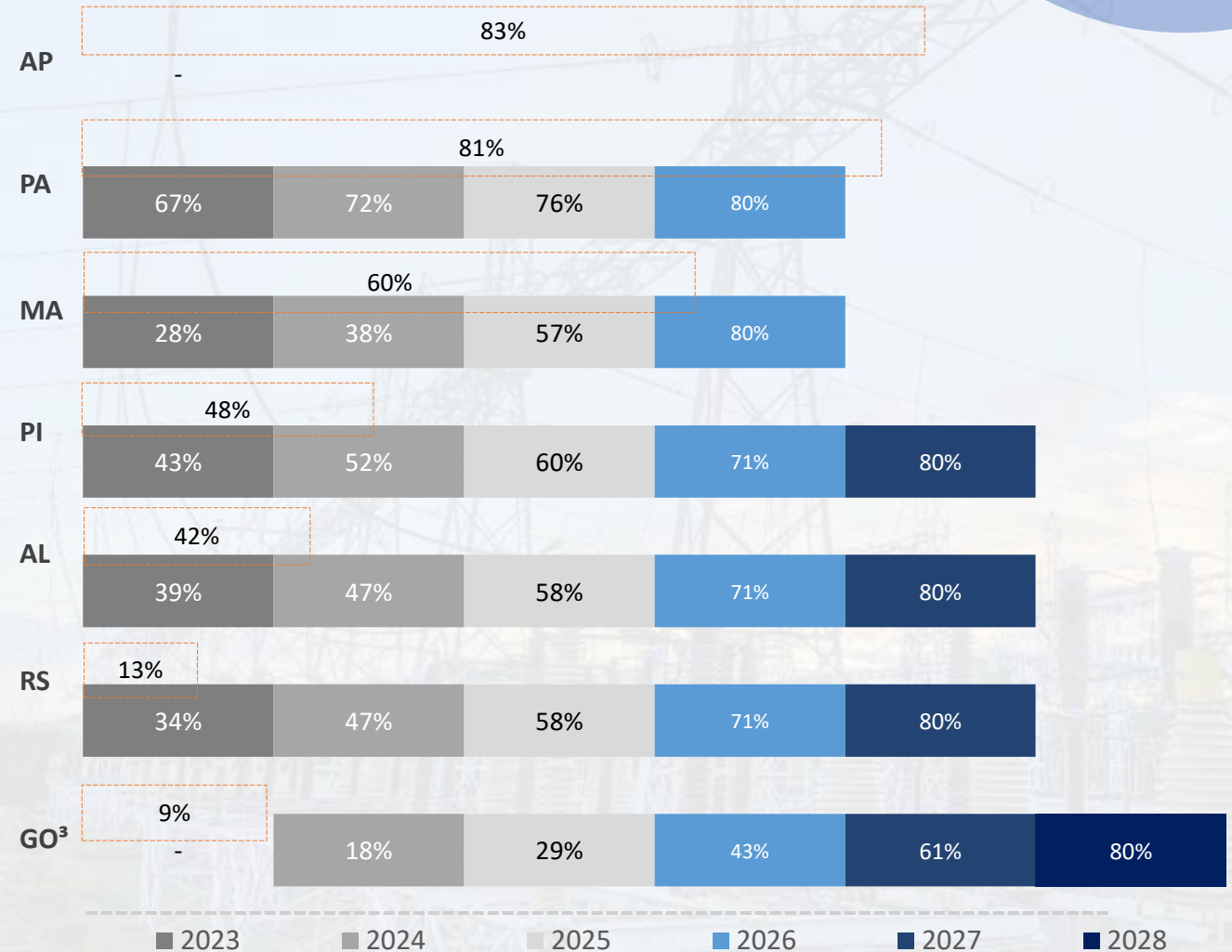
## DEC reduction in all distribution concessions 4Q23 vs 4Q22

Highlight to Maranhão that has classified within the regulatory limit and Amapá which has reduced its DEC by 11 hours

## Subconjunctions within the DEC limit and deadline<sup>1</sup>

%

Accomplished (2023)<sup>2</sup>



1- Deadline for achievement of DEC limits for subconjunctions stipulated by ANEEL

2- Closed Value in 2023 of sub conjunctions

3 - Goiás - Considered since 2024



# OTHER SEGMENTS



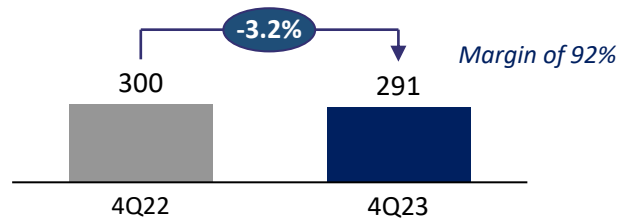
# Other Segments



## Transmission

### Regulatory EBITDA

R\$ Million



### INTESA Alienation

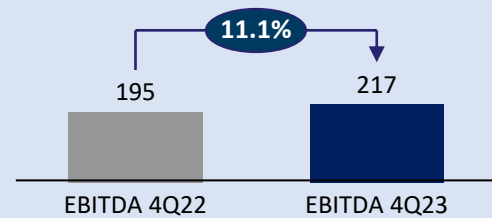
Timeline



## Renewables

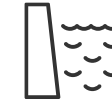
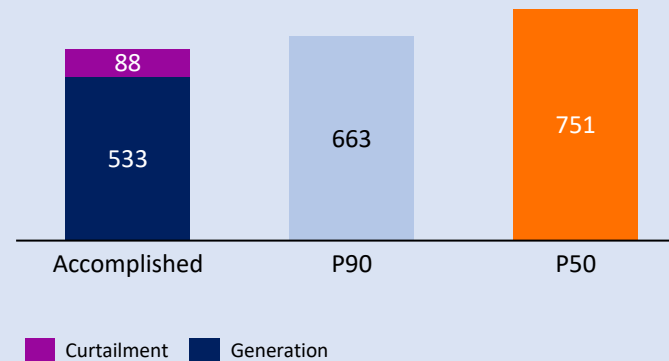
### EBITDA

R\$ Million



### Quarter's Generation

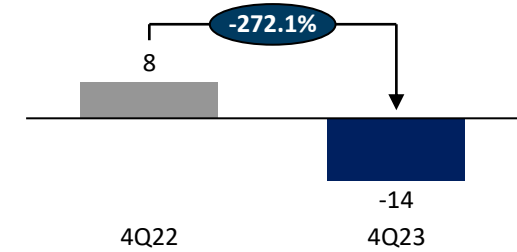
GWh



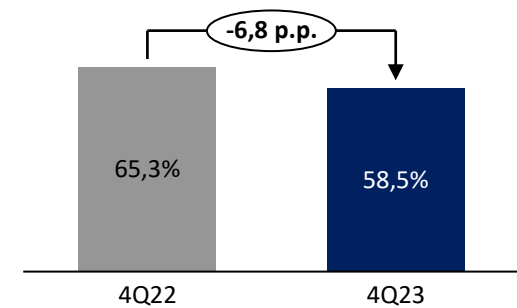
## Sanitation

### EBITDA

R\$ Million



### Losses Reduction %



\*RAPs already included the reinforcement values. \*\* Reinforcement does not have reduction








PELO  
FUTURO  
TODO  
DIA

FINAL CONSIDERATIONS

GRUPO  
**equatorial**  
ENERGIA



-  Advance in the processes to **combat losses and quality of operation**
-  Progress in **turnarounds** of new assets, especially in RS and GO
-  **Completion of construction of solar projects**
-  **Tariff review conclusion** – Amapá – RTE and Alagoas (May/24)
-  **Leverage management and assessment of new opportunities**



Thank you!

**IR Team**

[ri@equatorialenergia.com.br](mailto:ri@equatorialenergia.com.br)