(A free translation of the original in Portuguese)

MAHLE Metal Leve S.A.

Individual and Consolidated Interim Financial Statement as of September 30, 2026 and for the three and nine-month periods then ended.


MAHLE
9M And Q3 2026 Results Release
LEVE
B3 LISTED NM

Mogi Guaçu, São Paulo, November 11, 2026

MAHLE Metal Leve S.A. (B3: LEVE3)

a Leading Brazilian automotive parts manufacturer and supplier, specializing in components for internal combustion engines, filtration systems, and thermal management systems, today announced its third quarter 2026 financial results. Unless otherwise indicated, the financial and operational information Published herein is consolidated and in Brazilian real (BRL), in accordance with the Brazilian Corporate Law.

HIGHLIGHTS

Net Sales Revenue

~4.0 billion in 9M 2026

-2.0% vs. 9M 2025, with growth in domestic OEM (+2.0%), stable performance in OE Exports (0.0%) and a decline in the Aftermarket (-7.4%).
(learn more)

Operational Discipline

Resilient Margins

Another quarter demonstrating operational discipline, with business diversification supporting profitability and earnings.

(learn more)

55 years listed on B3

LEVE3 celebrates 55 Years on B3

A journey driven by innovation, corporate governance, financial discipline, and delivering sustainable long-term shareholder value.

(learn more)

Distribution to Shareholders

Interest on capital

On November 10, 2026, the Company's Board of Directors approved the distribution of gross interest on capital totaling R$103.9 million, relating to the period from January 1, 2026 through September 30, 2026.

(learn more)

Corporate Highlight

Arco Climatização

The exercise of the call option will increase MAHLE Metal Leve's ownership interest to 70% of the company's share capital.

(learn more)

Key Figures Q3 2026

Gross Margin
28.5%

EBIT margin
18.0%

Adjuted EBITDA Margin
20.3%

Net Margin
11.2%

9M and Q3 2026 Earnings Conference Call	Date	Time	Conference Call (Portuguese/English)
	November 12, 2026	10:00 a.m. – Brasília 01:00 p.m. – London 08:00 a.m. – New York	Event Link

https://ri.mahle.com.br/

MAHLE public (CL0)

CONTENTS

1. Management Commentary 4

2. About MAHLE Metal Leve 7

3. Development of the Automotive Industry: Brazil and Argentina, and major export markets of the company 8

4. Company's Financial and Economic Performance 10

4.1 Net sales by market 11

4.2 OEM sales 11

4.3 *Aftermarket* sales 12

4.4 Consolidated expor tby geographical market 13

4.5 Net revenue by segment and by product 13

4.6 Operating performance 14

4.7 Operating result measure by EBITDA 14

4.8 Finance income and costs 15

4.9 Income tax and social contribution 15

4.10 Capital expenditures 16

4.11 Net financial position 16

4.12 Subsidiary MAHLE Argentina S.A. 17

4.13 2024 Acquisitions 18

4.14 Results versus the Impact of IAS 29 and Acquisitions Completed in 2024 18

4.15 Working capital requirement 19

4.16 Distribution of interest on capital to shareholders 19

5. Investor Relations and Capital Market 20

6. Independent Auditors 22

7. Executive Board's Declaration 22

8. Acknowledgements 22

MAHLE public (CL0)

1. Management Commentary

MAHLE Metal Leve celebrates 55 Years of Listing on B3



MAHLE Metal Leve ("MML") celebrated its 55th anniversary of being listed on the stock exchange on November 9, 2026, at the headquarters of B3 in São Paulo, commemorating the milestone with the traditional bell-ringing ceremony. The event was attended by senior executives, members of the Board of Directors, and employees who have contributed to a journey built over decades of evolution in the Brazilian industrial sector and sustainable value creation. Since its listing as Metal Leve and its integration into the MAHLE Group in 1996, the Company has built a strong reputation based on industrial excellence, innovation, and technological development. Over the years, it has expanded its global footprint and strengthened its technical capabilities, combining Metal Leve's legacy in Brazil with MAHLE's international presence and technological expertise.

Throughout its history, MAHLE Metal Leve has developed a resilient business model supported by a balanced mix of OEM and Aftermarket operations, local and export sales, continuous capability expansion, and the development of solutions aligned with the transformation of mobility. In this context, the Brazilian operation holds a strategic role, particularly through the Jundiaí Tech Center and the Global Biomobility Center, which drive innovation, applied research, and the development of sustainable technologies.



The Company's history is built on a strong corporate culture and high standards of governance, ethics, and transparency, further reinforced by its inclusion in B3's Novo Mercado listing segment. In this context, financial discipline, operational excellence, and long-term value creation for LEVE3 shareholders remain key pillars of the Company's strategy, while reaffirming its commitment to innovation, integrity, and sustainability.

Arco Climatização S.A.

On November 11, 2026, MAHLE Metal Leve notified the shareholders of Arco Climatização of its decision to exercise the call option established in the Shareholders' Agreement executed on October 1, 2024, as a complement to its investment in the company. As a result of the operation, the Company will increase its ownership interest in Arco to 70% of its share capital, further strengthening its presence in the HVAC segment. Management will continue to monitor the evolution of this investment and will keep the market promptly informed in accordance with applicable regulations..

Market and the Company

Despite a more challenging macroeconomic and industry environment, characterized by more selective demand and pressure on revenues, MAHLE Metal Leve once again demonstrated the strength of its business model. The consistent healthy profitability levels demonstrates the Company's ability to adapt to changing market conditions by combining growth, operational efficiency, and disciplined capital allocation.

The diversification of its portfolio, customer base, geographic footprint, and sales channels is one of the Company's strategic pillars. With a meaningful presence in both the Original Equipment and Aftermarket segments, in Brazil and global markets, MAHLE Metal Leve reduces its exposure to market fluctuations. This strategy enhances the resilience and predictability of its results.

Driven by strong brands, technological expertise, and a solid financial position, MAHLE Metal Leve continues to develop initiatives focused on innovation, operational efficiency, and sustainable mobility. These core atributes reinforce core its competitiveness and support long-term value creation.

In the first nine months of 2026, the Company reported the following sales performance across its key markets: Domestic Original Equipment (+2.0%), Export Original Equipment (0.0%), and Aftermarket (-7.4%). Additional information can be found in Section 4.1 of this report.

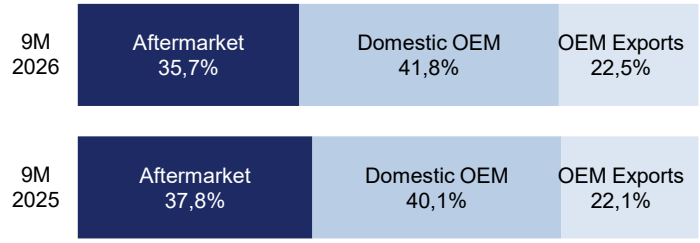

The revenue mix across the Company's different markets highlights the effectiveness of its diversification strategy. Even in an environment of more selective demand in specific segments, maintaining a balanced sales distribution helps mitigate earnings volatility, enhance operational predictability, and reinforce MML's ability to deliver consistent profitability throughout market cycles.

Technology, Innovation and Market Recognition

During the third quarter of 2026, the Company reinforced its position in engineering and sustainable innovation by expanding its presence in technical forums, advancing the digitalization of engineering, and strengthening its contribution to the development of biomobility.

In this context, MAHLE participated in the 33rd edition of the International Automotive Engineering Symposium (SIMEA), one of the most important technical events in Brazil's automotive industry. Through the presentation of several technical research, the Company was recognized as the highest-ranked private company in the event's Technology Ranking, highlighting the relevance of its research and development activities and its ability to transform knowledge into solutions for the automotive industry.

Among the key initiatives presented, ATLAS, a software solution developed internally by MAHLE to automate the processing and analysis of product validation data, was recognized at SIMEA. The solution reduced information processing time by more than 90%, increasing team productivity and accelerating decision-making. In addition to these efficiency gains, ATLAS expanded the engineering services offered to customers, creating new revenue opportunities and reinforcing MAHLE's ability to transform technical expertise into scalable revenue-generating solutions.





The MAHLE Metal Leve Global Biomobility Center, located in Jundiaí, continued to hold a strategic role in project development and in supporting global discussions on renewable fuels. During the quarter, the center participated in studies related to the adoption of E20 gasoline in Europe, further strengthening its expertise in the application of biofuels and biomaterials. This initiative contributes to enhancing the Company's competitive positioning, expanding its ability to capitalize opportunities arising from the energy transition and sustainable mobility trends across different markets.

MAHLE public (CL0)

MAHLE Innovation Day

The company organized a technology update event at the Jundiaí Tech Center, in partnership with the Aftermarket team, receiving customers and partners to present solutions focused on biomobility. The event highlighted technologies aimed at improving the efficient use of biofuels, advancing electrification, reducing emissions, and enhancing service solutions, as well as the MAHLE Bio Ultra fuel filter, developed for applications with higher biodiesel levels.



The initiative reinforces the Company's commitment to innovation, sustainability, and the development of solutions that support mobility decarbonization, strengthening its competitiveness and leadership within the automotive industry.

ABX Panel



MAHLE executives participated in ABX 2026, one of the automotive industry's leading forums, contributing to discussions on electrification, biofuels, Aftermarket, and decarbonization. The Company's participation reinforced MAHLE's position as a reference in discussions on the future of mobility, highlighting its role in developing solutions aligned with the energy transition and sustainable mobility across global markets.

2026 Continuous Improvement Week

The Mogi Guaçu/SP plant held the 2026 Continuous Improvement Week, enhancing its culture of operational excellence, digitalization, and innovation through workshops, digitalization challenges, interactive activities, team recognition initiatives, and the MAHLE Expo. The event promoted knowledge sharing and the dissemination of continuous improvement best practices. The initiative resulted in the participation of more than 30 areas in the 5S Circuit, the identification of digitalization opportunities with the potential to save more than 81 hours per month, and the generation of over 50 cost-reduction suggestions.



Expo MAHLE



The Itajubá/MG plant held the event, which brought together more than 2,000 participants and 18 suppliers to present technologies and solutions designed to enhance the efficiency of manufacturing and administrative processes.

The initiative reinforces the Company's commitment to continuous improvement, digital transformation, and the development of an efficiency-driven culture, contributing to enhanced competitiveness and sustainable long-term value creation.

2025 Sustainability Report

Published in September, the report highlights the integration of sustainability into the Company's corporate strategy as a fundamental driver of value creation and sustainable long-term growth.

Key highlights include advancements in climate management, energy efficiency, circular economy initiatives, corporate governance, and people development. These initiatives enhance the Company's readiness to address future regulatory requirements and support the transition toward a low-carbon economy. Click here access the report.



MAHLE public (CL0)



2. About MAHLE Metal Leve



Mahle Metal Leve (“MML”) is a Brazilian automotive parts company that manufactures and sells components for internal combustion engines, automotive filters and components for thermal management systems. MML manufactures high-quality, state-of-the-art products thanks to the continuous investments in research and development.

Mahle Metal Leve has been operating in Brazil since the 1950s and has a large portfolio of products and integrated solutions, including custom products co-developed with its principal customers. MML operates in the OEM segment where it supplies vehicle manufacturers and in the Aftermarket segment where it supplies partners in trade, workshops and engine repair shops.

MML’s products are manufactured and sold in Brazil and Argentina and exported to more than 60 countries to a diversified customer portfolio, including car manufacturers in Brazil.

MAHLE Metal Leve operates six production locations, two company-owned distribution centers, one sales office in Panama, and one Technology Center in the city of Jundiaí, as follows:

Production locations:
1 Mogi Guaçu, São Paulo State
2 São Bernardo do Campo, São Paulo State
3 Jaguariúna, São Paulo State
4 Itajubá, Minas Gerais State
5 Rafaela, Argentina

P&D, Aftermarket and Services:
1 Services in Mogi Guaçu, São Paulo State
6 Technology Center in Jundiaí, São Paulo State
7 Distribution Center in Limeira, São Paulo State
8 Distribution Center in Buenos Aires, Argentina
9 Sales Office in Panama City

The Technology Center is one of the largest and best-equipped engine research and development centers in South America. Within the MAHLE Group, it is responsible for leading the development and application of biofuels and biomaterial technologies. It is also recognized as the Global Competence Center for Air Conditioning Compressors. As such, it supports large-scale decarbonization efforts worldwide as part of the Group's ICE (Internal Combustion Engine) strategy.

MAHLE public (CL0)

3. Development of the Automotive Industry: Brazil and Argentina, and major export markets of the Company

9M 2026 x 9M 2025	Vehicles (thousands)	Brazil		Argentina		Total	
Sales[1]		2,158.9	19.3%	344.6	-24.3%	2,503.5	10.6%
		97.8	-3.9%	16.0	-6.7%	113.8	-4.3%
Production[1]		2,052.1	9.7%	315.0	-16.9%	2,367.0	5.2%
		113.7	-7.3%	5.9	-12.9%	119.6	-7.6%

9M 2026 x 9M 2025	Vehicles (thousands)	Europe		North America		Total	
Production[2]		12,800.6	0.7%	11,518.7	-1.5%	24,319.3	-0.3%
		405.2	0.0%	410.5	6.5%	815.8	3.4%

[1] Source: Anfavea, Fenabrave, Adefa, IHS, Acara & Indec.
[2] Source: IHS

Brazilian Market

Based on the performance recorded during the first nine months of 2026, ANFAVEA once again raised its outlook for the Brazilian automotive industry. The association now estimates 3.1 million vehicle registrations in 2026, representing a 15.2% increase over 2025 and the highest volume since 2014. According to ANFAVEA, the revised projection was primarily driven by the strong performance of the light vehicle segment and the continued growth of fleet electrification.

Growth expectations remain concentrated in the passenger car and light commercial vehicle segments, for which the projected expansion was revised upward to 16.4% for the year. On the other hand, the heavy vehicle segment is expected to close 2026 with a 6.5% decline, impacted by elevated financing costs, rising default rates, and the reduced effects of incentive programs.

In external markets, ANFAVEA revised its export forecast and now projects a 17.7% decline in exports in 2026, to approximately 435 thousand units. This performance was primarily driven by weaker demand from Argentina and increased competition from Chinese and Mexican manufacturers in regional markets.

Nevertheless, domestic vehicle production is expected to reach 2.82 million units in 2026, representing 6.7% growth compared to 2025. According to the association, part of this increase is attributable to the expansion of vehicle assembly under CKD (Completely Knocked Down) and SKD (Semi Knocked Down) arrangements, which involve lower local value-added content.

Between January and September 2026, approximately 2.2 million vehicles were registered, an increase of 18.1% (light and heavy-duty vehicles) compared to the same period of the previous year. Electrified vehicles accounted for 242 thousand units sold during the period, while the Sustainable Car Program continued to support entry-level vehicle sales.

The heavy vehicle segment, however, underperformed compared to light vehicles throughout the year. Trucks and buses continued to experience declines in sales, production, and exports, leading ANFAVEA to lower its projections for year-end 2026.

MAHLE public (CL0)

Argentine Market

The Argentine automotive industry closed the third quarter of 2026 showing improvement on a monthly basis, although its key indicators were still below the levels recorded in 2025. While production and domestic sales remained under pressure, exports outperformed the other industry indicators.

In September, production totaled 39,747 vehicles, including passenger cars and light commercial vehicles, representing an increase of 0.9% compared to August, but a decline of 15.6% versus September 2025. In the first nine months of the year, total production reached 314,975 units, reflecting a 16.9% decrease compared to the same period of the previous year.

Exports remained the sector's key growth driver. In September, shipments reached 28,213 vehicles, increasing 14.7% compared to August and 6.8% compared to September 2025. From January through September, exports totaled 203,072 units, a volume 1.6% higher than that recorded in the same period of the previous year. According to ADEFA, approximately 71% of Argentina's vehicle production was destined for export markets, demonstrating the importance of exports to the country's industrial activity.

In the domestic market, wholesale vehicle sales showed recovery on a monthly basis but remained below 2025 levels. In September, 43,214 units were sold, representing an increase of 10.6% compared to August, although 20.4% lower than the volume recorded in September 2025. In the first nine months of 2026, sales totaled 344,589 units, reflecting a 24.3% decline compared to the same period of 2025.

According to ADEFA, the Argentine automotive industry continues its process of adjustment and competitiveness recovery. Although domestic demand remains below the levels recorded in the previous year, export performance and recent improvements in key indicators point to a more favorable environment for vehicle production and industry activity.

4. Company's Financial and Economic Performance

Summary of income statement (in BRL million, except %)	Q3 2026 (a)		Q3 2025 (b)		(a/b)	9M 2026 (c)		9M 2025 (d)		(c/d)
Net operating revenue	1,410.3	100.0%	1,445.3	100.0%	(2.4%)	3,998.9	100.0%	4,081.1	100.0%	(2.0%)
Cost of sales and services	(1,007.8)	(71.5%)	(1,030.9)	(71.3%)	(2.2%)	(2,871.4)	(71.8%)	(2,941.9)	(72.1%)	(2.4%)
Gross profit	402.5	28.5%	414.4	28.7%	(2.9%)	1,127.5	28.2%	1,139.2	27.9%	(1.0%)
Selling and distribution expenses	(97.0)	(6.9%)	(93.4)	(6.5%)	3.9%	(263.8)	(6.6%)	(288.4)	(7.1%)	(8.5%)
General and administrative expenses	(47.4)	(3.4%)	(44.1)	(3.1%)	7.5%	(144.0)	(3.6%)	(133.1)	(3.3%)	8.2%
Research and development expenses	(20.1)	(1.4%)	(18.8)	(1.3%)	6.9%	(56.5)	(1.4%)	(52.0)	(1.3%)	8.7%
Other operating income (expenses), net	1.6	0.1%	7.4	0.5%	(78.4%)	(5.5)	(0.1%)	(3.3)	(0.1%)	66.7%
Share of profit of equity-accounted investees	3.9	0.3%	3.1	0.2%	25.8%	12.0	0.3%	6.6	0.2%	81.8%
Gain on net monetary position in foreign subsidiary (operating profit)	10.6	0.8%	10.6	0.7%	0.0%	46.8	1.2%	42.9	1.1%	9.1%
Profit before finance income and costs and taxes (EBIT)	254.1	18.0%	279.2	19.3%	(9.0%)	716.5	17.9%	711.9	17.4%	0.6%
Net finance income (costs)	(17.3)	(1.2%)	(6.7)	(0.5%)	158.2%	58.0	1.5%	(36.3)	(0.9%)	(259.8%)
Profit before taxes	236.8	16.8%	272.5	18.9%	(13.1%)	774.5	19.4%	675.6	16.5%	14.6%
Income tax and social contribution	(79.3)	(5.6%)	(85.2)	(5.9%)	(6.9%)	(243.2)	(6.1%)	(202.8)	(5.0%)	19.9%
Profit for the period	157.5	11.2%	187.3	13.0%	(15.9%)	531.3	13.3%	472.8	11.6%	12.4%
EBITDA	286.0	20.3%	309.8	21.4%	(7.7%)	812.7	20.3%	808.0	19.8%	0.6%
[1] Adjusted EBITDA	286.0	20.3%	309.8	21.4%	(7.7%)	809.1	20.2%	808.0	19.8%	0.1%

[1] *In 9M26, refers to the reversal of a warranty provision totaling R$3.5 million recorded in 2Q26..*

4.1 Net sales by market

The Company defines its 'domestic market' as revenue generated from sales and business operations within Brazil and Argentina. When consolidating the financial statements, exchange differences arising from translating the Argentine subsidiary's financial statements (Argentine peso (ARS)) into the parent's presentation currency (Brazilian real (BRL)) must be recognized.

Net sales by market (in BRL million, except %)	Q3 2026 (a)	Q3 2025 (b)	(a/b)	9M 2026 (c)	9M 2025 (d)	(c/d)
OEM - domestic	593.2	594.4	(0.2%)	1,669.6	1,637.4	2.0%
OEM - exports	318.0	298.5	6.5%	901.0	900.6	0.0%
Subtotal	911.2	892.9	2.0%	2,570.6	2,538.0	1.3%
Aftermarket - domestic	426.2	454.9	(6.3%)	1,216.1	1,285.4	(5.4%)
Aftermarket - export	72.9	97.5	(25.2%)	212.2	257.6	(17.6%)
Subtotal	499.1	552.4	(9.6%)	1,428.3	1,543.0	(7.4%)
Total	1,410.3	1,445.3	(2.4%)	3,998.9	4,081.0	(2.0%)

It should be noted that, during the first nine months of 2026, the appreciation of the Brazilian real against the US dollar (USD) and the euro (EUR), compared with the same period of the previous year, had an adverse impact on the translation of revenues denominated in foreign currencies into Brazilian reais. As a result, reported consolidated net revenue in BRL was negatively affected, regardless of volume trends and the operational performance of the Company's operations.

4.2 OEM sales

In this market, MAHLE Metal Leve maintains a strategic presence by supplying components and systems directly to vehicle manufacturers and works closely with them to co-develop custom, high-tech solutions to meet exact customer technical and quality specifications.

The Company serves a diverse customer base and manufactures high-quality, state-of the-art solutions through continuous investments in research and development to drive the creation of new products and optimized production processes. Furthermore, the Company focuses on strong customer relationships by developing custom, integrated solutions while maintaining technological excellence and strict project confidentiality.



These capabilities constitute an important competitive advantage in the industry in which the Company operates. No single customer accounts for more than 10% of the Company's net sales revenue. The Company reaches out to various markets, different geographic regions and a broad customer base, which mitigates risks and captures new market opportunities.

In the first nine months of 2026, the Company's revenue in the domestic Original Equipment market delivered performance broadly in line with its market benchmarks (vehicle production in Brazil and Argentina) across segments, while export revenues outperformed both foreign exchange variation and market performance, supported by higher volumes of products such as pistons, piston pins, valves, and camshafts.

The volume of new business nominations in 9M26 was 40% higher than the total achieved throughout 2025, reflecting efforts by MAHLE Metal Leve to increase market share in both the light vehicle and heavy-duty vehicle segments.

MAHLE public (CL0)

4.3 *Aftermarket sales*

For reporting purposes, the Company defines its 'domestic market' as revenue generated from sales and business operations within Brazil and Argentina. This definition is important for the correct understanding of the market scenarios presented below.



During the first nine months of 2026, the automotive aftermarket in South America operated in an environment characterized by moderate growth, strong competition, and continued macroeconomic uncertainties. In this context, MAHLE Metal Leve remained focused on executing its commercial strategy, efficiently managing its product portfolio, and developing solutions aligned with innovation and sustainable mobility.



Brazilian market: The Brazilian automotive aftermarket showed stable performance in the nine months of 2026, supported by an aging vehicle fleet and recurring maintenance demand. The competitive environment remained challenging due to the increasing availability of imported products, new market entrants, and inventory adjustments throughout the distribution chain.

In line with its innovation strategy, the Company expanded the presence of the ChargeBIG solution in Brazil and participated in AUTOP 2026, introducing new products and solutions for the market.

MAHLE was also recognized at the 2026 Sindirepa-SP Award, receiving the Gold Seal in the Engine Components category for the seventh consecutive year.

Additionally, during the third quarter, the announcement of tax changes in the State of São Paulo temporarily impacted sales activity, as customers postponed part of their orders to subsequent periods. The Company also faced temporary availability restrictions affecting certain imported products, which partially impacted the supply of specific product lines throughout the period.



Argentine market: The business environment remained challenging. Argentina's automotive aftermarket was impacted by volatile demand, weakened consumer purchasing power, and shifts in distribution channels.

A surge in imports and new foreign entrants have intensified rivalry across multi-brand distributors and retail shelves, placing additional pressures on margins and volumes. In addition, inventory adjustments across the supply chain further contributed to a more moderate replenishment pace during the first nine months of the year.

Exports: The Company's exports declined during the period, primarily reflecting weaker demand and the appreciation of the Brazilian real against the U.S. dollar, which weighed on export competitiveness and negatively impacted results.

Performance was impacted by a more cautious global economic climate, growth uncertainties across major economies, and persistent geopolitical troubles that disrupt supply chains and delay investment decisions in several regions



In terms of innovation, the Company expanded its portfolio with the launch of the Bio Ultra fuel filter, developed for applications with higher biodiesel level and designed to enhance operational efficiency. Developed at the Jundiaí Technology Center, the Group's global reference center for biofuels, the solution reinforces MAHLE Metal Leve's commitment to sustainability and the mobility of the future.

Despite a highly complex operating environment, the Company continued focused on operational excellence, cost discipline, commercial development, and the expansion of innovative solutions. Initiatives such as "MAHLE Pra Valer" and "Mecânico Luva Azul" programs, which have already qualified more than 3,000 professionals since their launch, reinforcing relationships with the market, support technical qualification, and strengthen the Company's brand among distribution channels.

MAHLE public (CL0)

4.4 Consolidated export by geographical market

The graph below shows our exports by geographical market for the periods under review:

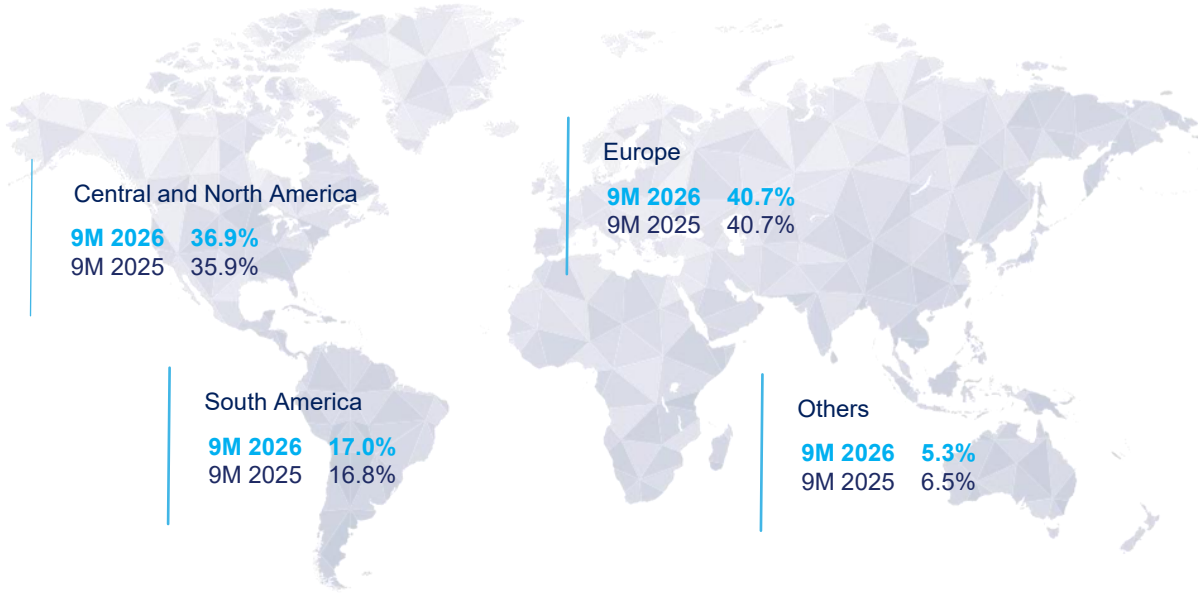

4.5 Net revenue by segment and by product

The table below shows net revenue by segment for the periods under review:

Net revenue by segment (in BRL million)	Q3 2026 (a)	Q3 2025 (b)	(a)	(b)	(a/b)	9M 2026 (c)	9M 2025 (d)	(c)	(d)	(c/d)
Powertrain and Charging (formerly Engine Components)	1,113.5	1,200.2	79.0%	83.0%	(7.2%)	3,287.9	3,381.1	82.2%	82.8%	(2.8%)
Thermal and Fluid Systems (formerly Filters)	296.8	245.1	21.0%	17.0%	21.1%	711.0	700.0	17.8%	17.2%	1.6%
Total	1,410.3	1,445.3	100.0%	100.0%	(2.4%)	3,998.9	4,081.1	100.0%	100.0%	(2.0%)

The graph below shows total sales by product category in the first nine months of 2026 and the first nine months of 2025, with Powertrain and Charging accounting for 82.2%, e Thermal and Fluid Systems accounting for 17.8% of total sales in the first nine months of 2026:

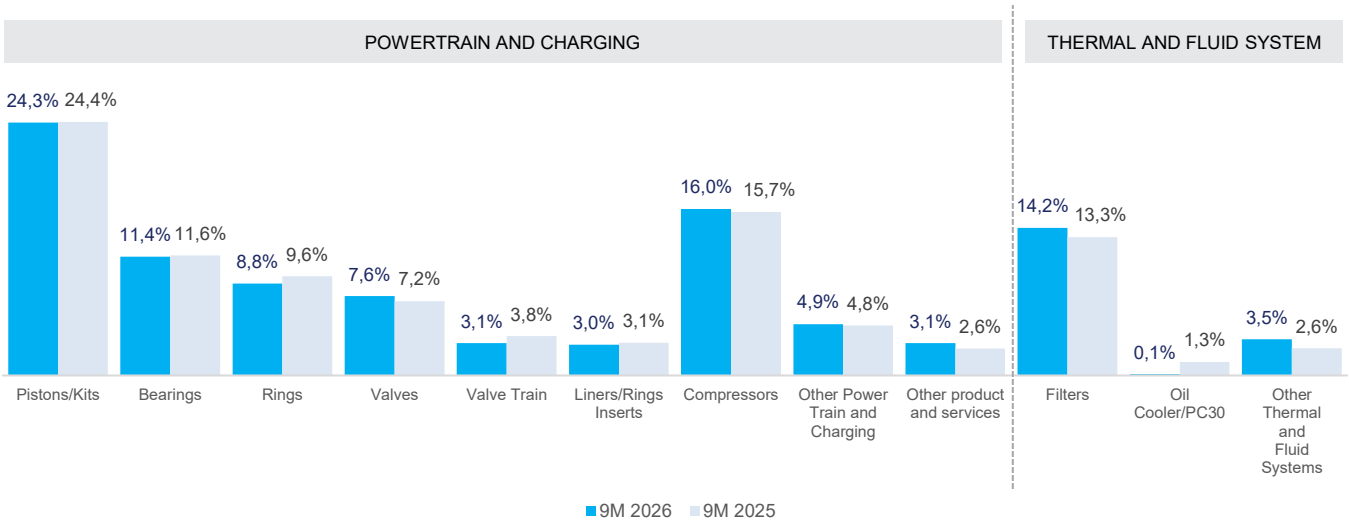

MAHLE public (CL0)

4.6 Operating performance

In line with its continuous focus on operational excellence, MAHLE maintains its efforts to expand the application of Lean Six Sigma as a tool for process transformation and the development of a continuous improvement culture across both direct and indirect areas. Supported by a structured development pathway at different levels, the program enhances efficiency, data-driven decision-making, and capability development throughout the organization. This approach reinforces the Company's commitment to simplification, agility, and sustainable value creation, supporting its long-term growth.

Gross Margin: The Company delivered a resilient gross margin of 28.5% in 3Q26, remaining essentially stable compared to 3Q25. This performance reflects operational efficiency gains, cost management initiatives, and portfolio optimization, despite lower activity levels in certain segments and regions. In 9M26, gross margin reached 28.2%, evidencing the strength and resilience of its business model.

Selling expenses: In 3Q26, selling expenses increased due to higher logistics and freight costs, impacted by inflationary pressures and elevated transportation rates. In the first nine months of 2026, however, the non-recurrence of extraordinary transportation expenses recorded in the prior year benefited results.

General and administrative expense: The results reported in both periods primarily reflect personnel and benefit expenses, as well as costs related to outsourced services and utilities.

Research and development expenses: Research and development expenses remained one of the pillars of the Company's strategy throughout the period, primarily reflecting a higher allocation of internal resources to technology development, engineering, and innovation projects. The increase in expenses was concentrated on the execution of strategic development initiatives. This approach reinforces the Company's commitment to innovation and its ability to allocate resources to projects with the potential to generate value and strengthen long-term competitiveness.

4.7 Operating result measured by EBITDA

The chart below presents the Company’s EBITDA margin history, demonstrating the resilience of its results over time.

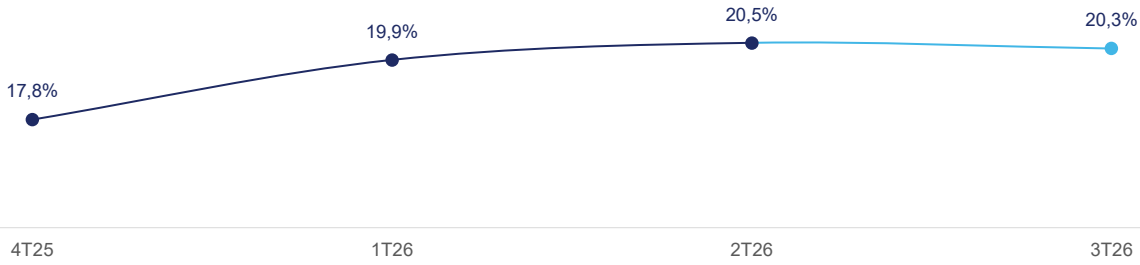

Even in a challenging market environment, MAHLE Metal Leve demonstrated resilience in its profitability indicators, preserving the margin levels achieved throughout the year during the quarter. This performance reflects the consistency of its business model and the effectiveness of initiatives focused on operational efficiency, disciplined cost and expense management, and the continuous focus on sustainable value creation.

Among the factors supporting these results is the strengthening of the Company’s culture of operational excellence. In this context, the Lean Six Sigma program, combined with ongoing Digitalization and Automation initiatives, has expanded its reach beyond the manufacturing environment, contributing to process optimization, waste reduction, and stronger data-driven decision-making.

Through a structured learning and development structure, the Company continues to promote continuous improvement methodologies across various areas, enhancing productivity and promoting a structured approach to problem-solving.

MAHLE public (CL0)

4.8 Finance income and costs

In 3Q26, the Company reported net finance costs of R$17.3 million (R$6.7 million in 3Q25), representing a variation of R$10.6 million. In 9M26 the Company reported net finance income of R$58.0 million, compared with net finance costs of R$36.3 million in 9M25.

Finance income and costs (in BRL million)	Q3 2026 (a)	Q3 2025 (b)	Var. (a-b)	9M 2026 (c)	9M 2025 (d)	Var. (c-d)
Interest income (expenses) - net	(10.4)	(16.7)	6.3	(25.7)	(66.9)	41.2
Foreign Exchange gains (losses) and gain (loss) on derivatives	2.4	30.1	(27.7)	87.2	58.2	29.0
Net monetary variation + Others	(9.3)	(20.1)	10.8	(3.5)	(27.6)	24.1
Net finance income (costs)	(17.3)	(6.7)	(10.6)	58.0	(36.3)	94.3

It is also important to note that some loans taken in 2023, 2024, 2025 and 2026 were based on the volume of future exports, and mature in 2026, 2027, 2028, 2029 and 2030 as shown in the item “Net financial position” in this report.The Exchange rate on loans did not have na impact on cash,as shown below:

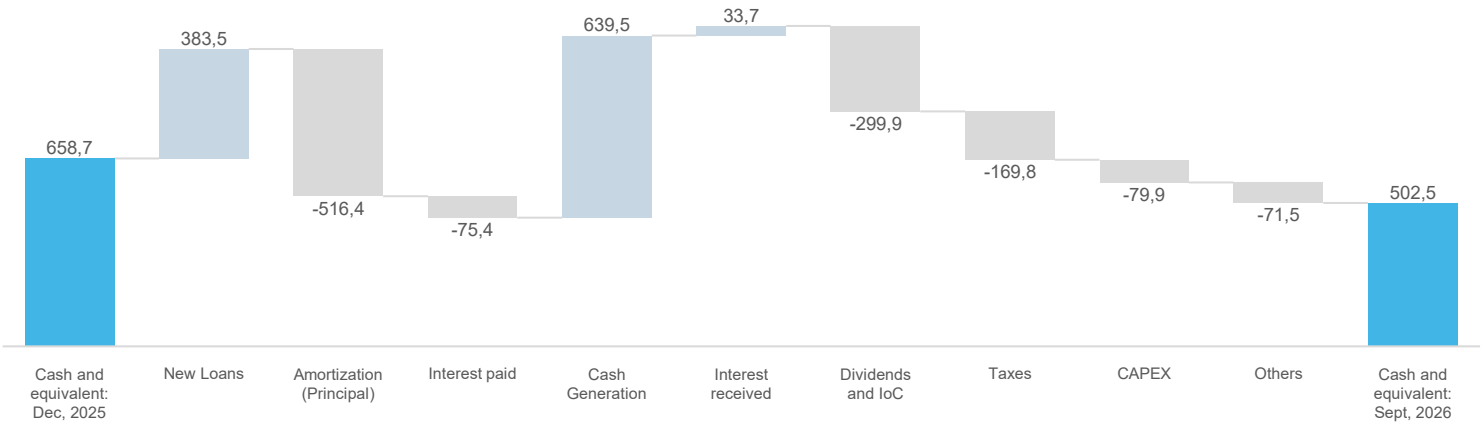

4.9 Income tax and Social Contribution

The Company recorded income tax and social contribution expense of R$243.2 million on September 30, 2026 in the Consolidated financial statements (R$202.8 million expense as of September 30, 2025), as follows:

- Current Tax: expense of R$202.3 million, incurred mainly by the Parent Company (expense of R$238.1 million as of September 30, 2025);
- Deferred Tax: expense of R$40.9 million without impact on cash, , comprising principally changes in provisions, tax credits, and tax loss carryforward of subsidiaries (revenue of R$35.3 million as of September 30, 2025).

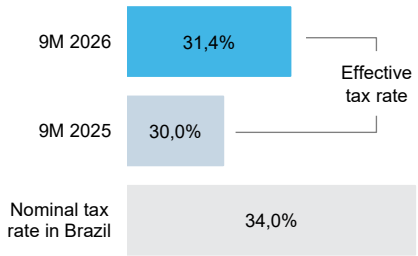

Further information on income tax and social contribution is disclosed in Note 11 to the Interim Financial Statements for the periods ended September 30, 2026 and 2025.

MAHLE public (CL0)

4.10 Capital expenditures

The table below shows capital expenditures and total accumulated depreciation for the following periods:

Capital Expenditure & Depreciation (in BRL million)	Q3 2026	Q3 2025	9M 2026	9M 2025
Capital expenditure	42.0	35.8	76.0	85.7
Total depreciation	26.0	25.8	79.2	82.0
% of net sales revenue	3.0%	2.5%	1.9%	2.1%
Net sales revenue	1,410.3	1,445.3	3,998.9	4,081.1

The investment values presented in this table are reported on an accrual basis, while additions to property, plant and equipment and intangible assets disclosed in the Statement of Cash Flows are recorded on a cash basis.

In the first nine months of 2026, the Company made investments in R&D equipment, upgrading and renewal of machinery and equipment aimed at increasing productivity and quality, new products, building improvements, information technology, among others.

As shown in the chart below, the Company's capital expenditures exhibit recurring seasonality across quarters, a characteristic consistently observed throughout the Company's history. Fluctuations across specific periods should be analyzed in light of the expenditure timing as spending tends to flow in a non-linear way over a period. Therefore, short-term variations between quarters or half-year periods do not necessarily reflect changes in the Company's investment strategy, but rather the natural spreading of capital expenditures over the year.

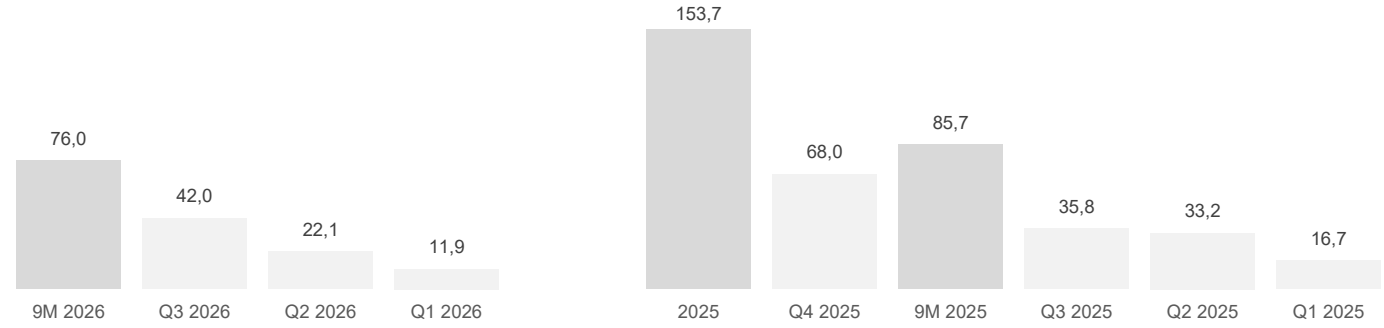

4.11 Net financial position

At the end of 9M26, the Company's net debt position was as follows:

Net financial position (in BRL million)	September 30,2026 (a)		December 31, 2025 (b)		Change (a-b)
Cash / bank balances / financial investments/ loans (i)	502.5		658.7		-156.2
Borrowings (ii):	-1,334.9	100.0%	-1,614.0	100.0%	279.1
Short-term	*-562.5*	*42.1%*	*-746.3*	*46.2%*	*183.8*
Long-term	*-772.4*	*57.9%*	*-867.7*	*53.8%*	*95.3*
Loans payable (iii):	-16.0		-43.1		27.1
Net debt (i – ii - iii):	-848.4		-998.4		150.0
Net debt / adjusted EBITDA	0.82x		0.96x		

MAHLE public (CL0)

At the end of the first nine months of 9M26, the borrowings classified into short-term and long-term debt represent 42.1% and 57.9% respectively, of total borrowings:

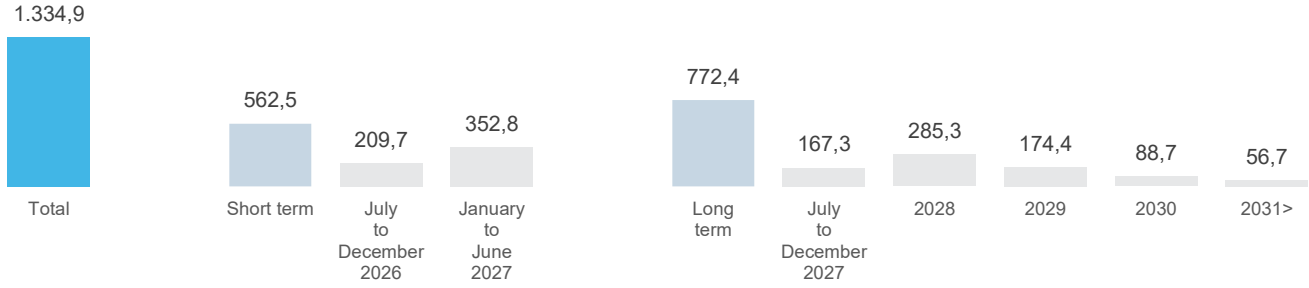

Shown below is the detailed breakdown of borrowings at September 30, 2026 and December 31, 2025 by facility with respective costs and weighted average cost:

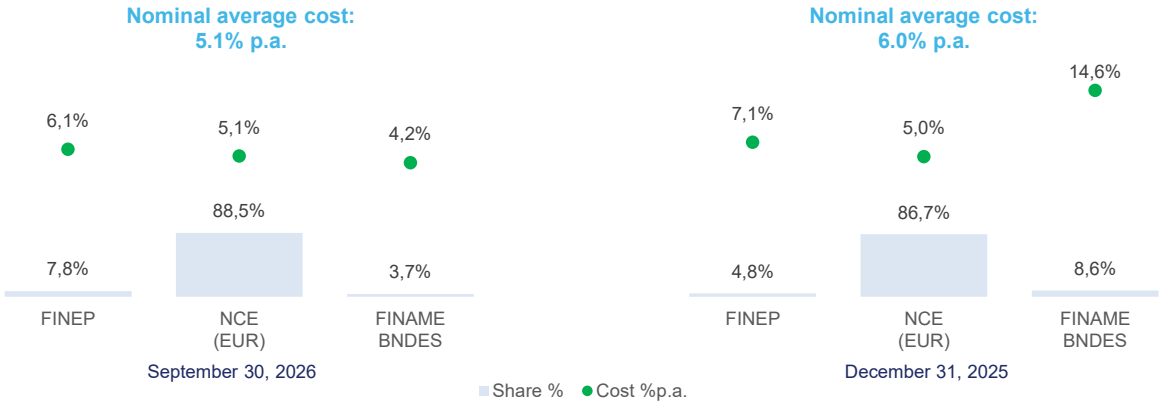

4.12 Subsidiary MAHLE Argentina S.A.

In accordance with international financial reporting standards and with local legislation, the subsidiary MAHLE Argentina S.A. keeps its accounting records in the functional currency, which is the currency of the primary economic environment in which it operates, i.e., Argentine peso (ARS). The financial statements of the subsidiary are expressed in units of the functional currency that is current at the end of the reporting period, and non-monetary assets and liabilities are restated by applying the Argentine Consumer General Price Index as required by IAS 29/CPC 42 Financial Reporting in Hyperinflationary Economies. The effects of this monetary restatement are recognized in the financial statements of the Parent company within the line item “Gain on net monetary position in foreign subsidiary” as summarized below:

(in BRL million)	Q3 2026	Q3 2025	9M 2026	9M 2025
Net effect of IAS 29 on the individual financial statements of MAHLE Argentina	(13,6)	(11,1)	(47,4)	(49,7)
Effect of IAS 29 on calculation of share of profit of subsidiary	16,2	14,6	62,5	60,1
Net effect of IAS 29 on investment– subsidiary	0,1	0,1	0,5	0,5
Net effect of IAS 29 on subsidiary’s non-monetary assets	2,7	3,6	15,6	10,8
Effect of IAS 29 on consolidated financial statements, which represents inflation restatement on subsidiary’s non-monetary assets	8,0	7,0	31,2	32,1
Gain on net monetary position in foreign subsidiary	10,6	10,6	46,8	43,0

For the purposes of translation of the financial statements of the subsidiary in Argentina from the functional currency of the subsidiary (ARS) to the presentation currency of the Parent company MAHLE Metal Leve (BRL), the effects of the translation of the financial statements are recognized as “cumulative translation adjustments” within equity. Transactions in foreign currency are translated to the functional currency of the subsidiary (ARS) at the exchange rate at the end of each quarter as published by the Central Bank of Argentina.

MAHLE public (CL0)

4.13 2024 Acquisitions

In 9M26, the acquired businesses delivered performance in line with the revenue assumptions considered in the respective valuation analysis, demonstrating the resilience of their operations and the effective execution of integration plans.

From a profitability standpoint, reported EBIT exceeded the estimates originally incorporated into the valuation models supporting the transactions, highlighting the realization of operational synergies, greater efficiency in cost and expense management, and the successful implementation of the value creation initiatives outlined in the investment thesis.

These results reinforce the strength of the strategic rationale underpinning the acquisitions and demonstrate the acquired businesses' ability to deliver profitability above the levels originally projected.

4.14 Results versus the Impact of IAS29 and Acquisitions Completed in 2024

To facilitate the understanding of the impacts of IAS29/CPC 42 on the financial statements, the"IAS 29 Argentina Hyperinflation" Column in the tables below presents,on a segregated basis,all effects of the application of the accounting standard, including the Inflation restatement of non-monetary assets and liabilities recognized in the income statement:

Furthermore, we present the positive variances between the actual results achieved by the acquisitions and the amounts projected in the valuation models.

	As per financial statements published	Somente para efeito de comparação						
Summary of income statement (in BRL million)	Q3 2026	IAS-29 Argentina Hyperinflation	2024 Acquisitions Δ valuation	Q3 2026 Adjusted	Q3 2025 adjusted	IAS-29 Argentina Hyperinflation	2024 Acquisitions Δ valuation	Q3 2025
Net operating revenue	1,410.3	(17.5)	14.0	1,392.8	1,427.3	(18.0)	47.3	1,445.3
Gross profit	402.5	0.5		403.0	419.1	4.7		414.4
SG&A expenses, other operating income (expenses) and share of profit of equity-accounted investees	(158.9)	2.1		(156.8)	(144.0)	1.7		(145.8)
Gain on net monetary position in foreign subsidiary (operating profit)	10.6	(10.6)		-	-	(10.6)		10.6
Profit before finance income and costs and taxes (EBIT)	254.1	(8.0)		246.1	275.1	(4.2)		279.2
Net finance costs	(17.3)	5.4		(11.9)	(6.2)	0.5		(6.7)
Income tax and social contribution	(79.3)	0.0		(79.3)	(85.2)	-		(85.2)
Profit for the year	157.5	(2.6)	12.5	154.9	183.7	(3.6)	16.7	187.3
EBITDA	286.0	(8.0)		278.0	305.8	(4.0)		309.8
Gross margin	28.5%			28.9%	29.4%			28.7%
EBITDA margin	20.3%			20.0%	21.4%			21.4%

	As per financial statements published	Somente para efeito de comparação						
Summary of income statement (in BRL million)	9M 2026	IAS-29 Argentina Hyperinflation	2024 Acquisitions Δ valuation	9M 2026 adjusted	9M 2025 adjusted	IAS-29 Argentina Hyperinflation	2024 Acquisitions Δ valuation	9M 2025
Net operating revenue	3,998.9	(33.5)	1.8	3,965.4	4,046.5	(34.6)	100.4	4,081.1
Gross profit	1,127.5	25.5		1,153.0	1,167.9	28.7		1,139,.2
SG&A expenses, other operating income (expenses) and share of profit of equity-accounted investees	(457.8)	3.8		(454.0)	(466.3)	4.0		(470.3)
Gain on net monetary position in foreign subsidiary (operating profit)	46.8	(46.8)		-	-	(42.9)		42.9
Profit before finance income and costs and taxes (EBIT)	716.5	(17.6)		698.9	701.7	(10.2)		711.9
Net finance costs	58.0	2.0		60.0	(36.9)	(0.6)		(36.3)
Income tax and social contribution	(243.2)	-		(243.2)	(202.8)	-		(202.8)
Profit for the year	531.3	(15.6)	33.8	515.7	462.0	(10.8)	29.4	472.8
EBITDA	812.7	(17.6)		795.1	797.8	(10.2)		808.0
Gross margin	28.2%			29.1%	28.9%			27.9%
EBITDA margin	20.3%			20.0%	19.7%			19.8%

[1] Amounts presented for informational purposes only, representing the variances between the results generated by the acquisitions and the amounts projected in their respective valuations, with no impact on the changes in balances between the periods compared in the tables above.

MAHLE public (CL0)

4.15 Working capital requirement

The table below shows the Company's working capital requirement (WCR), focusing on current assets and current liabilities in the periods under analysis:

	(in BRL million)	9M 2026	9M 2025
	Trade and other receivables	838.4	915.1
	Inventories	895.1	850.4
A	Total funds applied	1,733.5	1,765.5
	Trade payables	656.1	579.8
	M&A: payables for acquisitions MAHLE Compressores do Brasil Ltda. and MAHLE *Aftermarket* Thermal Brasil Ltda.	-	254.4
B	Total sources of funds	656.1	834.2
	WCR (A – B)	1,077.4	931.3
	Working Capital Analysis (days)		
	Days Sales Outstanding– "DSO"	*53*	*57*
	Days Inventory Outstanding– "DIO"	*84*	*78*
	Days Payables Outstanding (excluding M&A) – "DPO"	*62*	*53*
	Cash Conversion (DSO + DIO – DPO)	75 -8,5%	82

4.16 Distribution of interest on capital to shareholders

On November 10, 2026, the Company's Board of Directors approved the distribution of interest on capital (gross) totaling R$103.9 million, as set out in the table below. This distribution is subject to shareholder approval at the Ordinary General Meeting scheduled to be held in 2027 and will be paid on December 18, 2026.

Date of approval	Accounting entry	Ex-payout date	Date of payment	Type of payout	Period	Financial Year	Total gross amount (in BRL million)	Gross value per share (BRL)	Net value per Share (BRL)
November 10, 2026	November 13, 2026	November 16, 2026	December 18, 2026	Interest on capital	January 1, 2026 to September 30, 2026	2026	103.9	0,7669449905	0,6519032419

For more information about payout, please visit our website: https://ri.mahle.com.br/en/shares-and-shareholders/payment-history/

MAHLE public (CL0)



5. Investor Relations and Capital Market

During the first nine months of 2026, MML's Investor Relations department maintained an active agenda of interactions with investors, analysts, and other capital markets participants through one-on-one and group meetings, conferences, and industry events held in both in-person and virtual formats.

These initiatives were conducted to enhance the Company's visibility within the financial community, strengthening relationships with its key stakeholders, and ensuring the timely, transparent, and consistent communication of its results, fundamentals, and strategic drivers.

In line with corporate governance best practices, the Investor Relations Department maintained its commitment to transparency and the promotion of ongoing dialogue with the market, contributing to a clear understanding of the Company, its strategy, and its long-term vision.

Set out below is the participation ofLEVE3 in the theoretical portfolios for B3 indices:

Governance index				Broad index	Segment-specific index			
IGC-NM B3	IGC B3	IGCT B3	ITAG B3	IBRA B3	SMLL B3	IDIV B3	ICON B3	INDX B3

The following graph shows the market performance of LEVE3 stockduring the first nine months of 2026 and 2025:

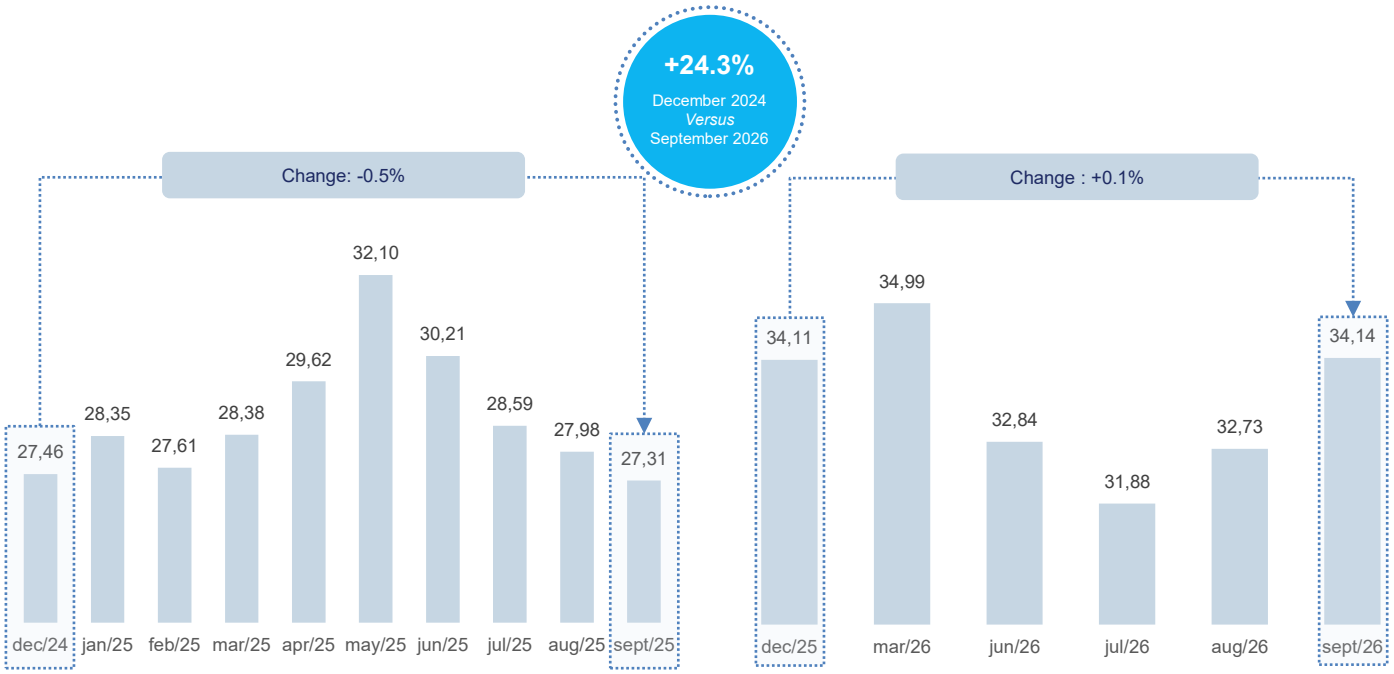

Shown below is the market value of the Company(MarketCap[1])over the years. At the end of the third quarter of 2026, the market value was R$ 4.6 billion, remaining stable compared to 2025. The historical data highlights fluctuations over the period,with a Recovery compared to the previous quarter amid changing market conditions in recente years.

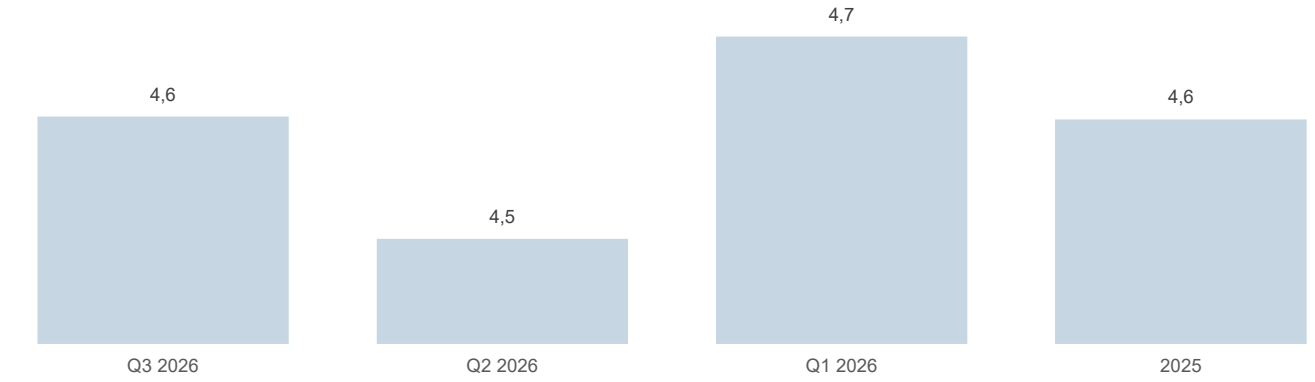

[1] Share price x quantity of shares
Source: Economática

The Company's ownership structure in the first nine months of 2026 and the first nine months of 2025 is as follows:

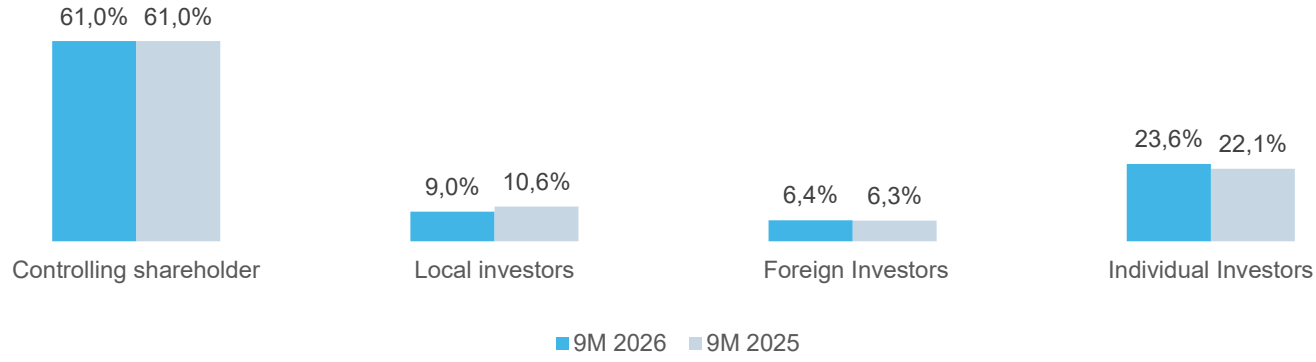

Shown below is the breakdown of the Company's ownership base by location at the end of nine months of 2026 compared to the end of the nine months of 2025. The Company has a diversified, global shareholder base that includes local and foreign investors. The changes between periods were minor and did not affect the overall geographic shareholder distribution profile.

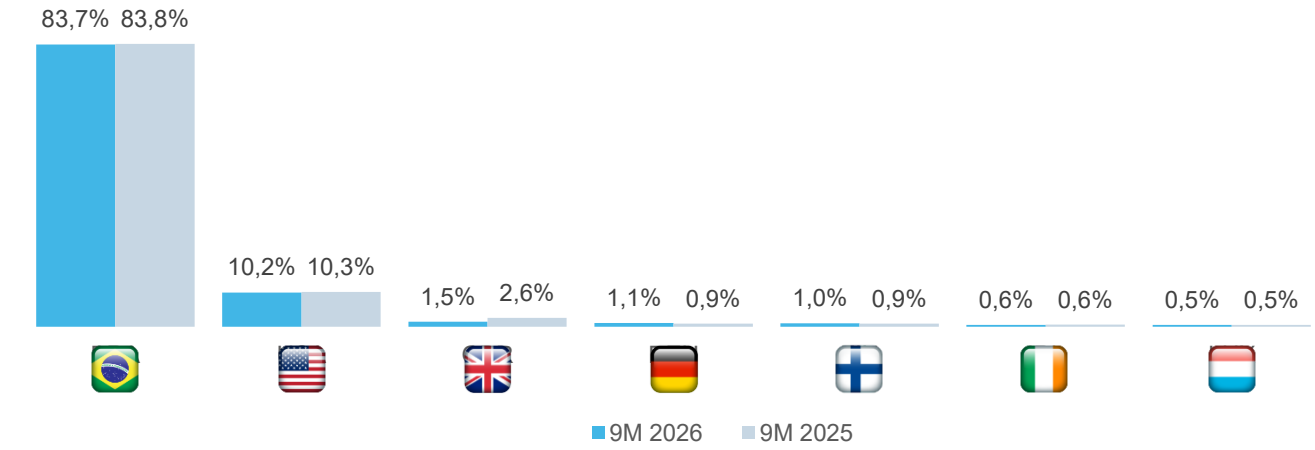

MAHLE public (CL0)

6. Independent Auditors

In accordance with Resolution 162/22 of the Brazilian Securities Commission (CVM), the Company and its subsidiaries have procedures in place to ensure that non-audit services provided by the external auditor do not create any conflict of interest or impair the external auditor's independence and objectivity.

In the first nine months of 2026, the Company did not engage Ernst & Young Auditores Independentes S/S Ltda to perform non-audit services and there is, therefore, no situation that could give rise to a conflict of interest under the above-mentioned CVM Resolution.

7. Executive Board's Declaration

In compliance with CVM Resolution 80/22, the Executive Board hereby declares that it has discussed, reviewed, and agrees with the interim financial statements for the period ended September 30, 2026 and with the conclusions expressed in the independent auditor's report.

8. Acknowledgements

We would like to thank our employees, shareholders, customers and suppliers for their continued support and trust during the first nine months of 2026.

The Management Board

9. Appendices

The consolidated financial statements, including notes to the consolidated financial statements, and the independent auditor's report issued by Ernst & Young Auditores Independentes S/S Ltda are available on the CVM's website (https://www.gov.br/cvm/pt-br) and on B3's website (https://www.b3.com.br/pt_br/). You also may access the consolidated financial statements on MAHLE Investor Relations website at https://ri.mahle.com.br/informacoes-financeiras/central-de-resultados/ or using this QR Code.



Edifício Trade Tower
Av. José de Souza Campos, 900
1º andar - Nova Campinas
13092-123 - Campinas - SP - Brasil
Tel: +55 19 3322-0500
Fax: +55 19 3322-0559
ey.com.br

A free translation from Portuguese into English of Independent Auditor's Review Report on Quarterly Information prepared in Brazilian currency in accordance with Accounting Pronouncement CPC 21 *Demonstração Intermediária* and IAS 34 Interim Financial Reporting, issued by the International Accounting Standards Board (IASB) and rules of the CVM.

Independent auditor's review report on quarterly information

The Management and Shareholders
MAHLE Metal Leve S.A.
Mogi Guaçu - SP

Introduction

We have reviewed the accompanying individual and consolidated interim financial information of MAHLE Metal Leve S.A. (the "Company"), contained in the Quarterly Information Form (ITR), for the quarter ended September 30, 2026, comprising the balance sheet as of September 30, 2026 and the respective statements of income and of comprehensive income for the three and nine-month periods then ended, and of changes in shareholders' equity and of cash flows for the nine-month period then ended, including the explanatory notes.

The executive board is responsible for the preparation of the individual and consolidated interim financial information in accordance with Accounting Pronouncement CPC 21 *Demonstração Intermediária,* and IAS 34 Interim Financial Reporting, issued by the International Accounting Standards Board (IASB), as well as for the fair presentation of this information in conformity with the rules issued by the Brazilian Securities and Exchange Commission (CVM) applicable to the preparation of the Quarterly Information Form (ITR). Our responsibility is to express a conclusion on this interim financial information based on our review.

Scope of review

We conducted our review in accordance with Brazilian and international standards on review engagements (NBC TR 2410 *Revisão de Informações Intermediárias Executada* pelo Auditor da Entidade and ISRE 2410 Review of Interim Financial Information performed by the Independent Auditor of the Entity, respectively). A review of interim financial information consists of making inquiries, primarily of persons responsible for financial and accounting matters, and applying analytical and other review procedures. A review is substantially less in scope than an audit conducted in accordance with auditing standards and consequently does not enable us to obtain assurance that we would become aware of all significant matters that might be identified in an audit. Accordingly, we do not express an audit opinion.

Conclusion on the individual and consolidated interim financial information

Based on our review, nothing has come to our attention that causes us to believe that the accompanying individual and consolidated interim financial information included in the quarterly information referred to above are not prepared, in all material respects, in accordance with CPC 21 and IAS 34 applicable to the preparation of Quarterly Information Form (ITR) and presented consistently with the rules issued by the Brazilian Securities and Exchange Commission (CVM).

Other matters

Statements of value added

The abovementioned quarterly information includes the individual and consolidated statements of value added (SVA) for the nine-month period ended September 30, 2026, prepared under the executive board's responsibility and presented as supplementary information under IAS 34. These statements have been subject to review procedures performed together with the review of quarterly information with the objective to conclude whether they are reconciled to the interim financial information and accounting records, as applicable, and if their format and content are in accordance with the criteria set forth by Accounting Pronouncement CPC 09 Statement of Added Value. Based on our review, nothing has come to our attention that causes us to believe that they were not prepared, in all material respects, in accordance with the criteria set forth by this standard and consistently with the overall individual and consolidated interim financial information.

Campinas, November 10, 2026.

ERNST & YOUNG
Auditores Independentes S/S Ltda.
CRC-SP027623/F

Alexandre Fermino Alvares
Contador CRC-SP211793/O

(A free translation of the original in Portuguese)

MAHLE Metal Leve S.A.

Individual and Consolidated Interim Financial Statements as of September 30, 2026 and for the three and nine-month periods then ended.

(A free translation of the original in Portuguese)

MAHLE Metal Leve S.A.

Individual and Consolidated Interim Financial Statements
Three- and nine-month periods ended September 30, 2026

Contents

Balance sheet	5-6
Statement of income	7-8
Statement of comprehensive income	9
Statement of changes in equity	10
Statement of cash flows	11
Statement of value added	12
Explanatory notes to the individual and consolidated interim financial statements	13-78
Board of directors	79
Representation by officers on the individual and consolidated interim financial statements	80
Representation by officers on the independent auditor´s report on the individual and consolidated interim financial statements	81

MAHLE public (CL0)

Summary of explanatory notes

1. Operations 13
2. List of controlled entities 14
3. Basis of preparation 14
4. Material accounting policies 15
5. Segment reporting 15
6. Cash and cash equivalents and marketable securities 17
7. Trade and related-party receivables 19
8. Inventories 21
9. Taxes recoverable 22
10. Related parties 23
11. Income tax and social contribution 30
12. Investments in subsidiaries and associate 33
13. Property, plant and equipment and right-of-use assets 37
14. Intangible assets 40
15. Trade and related-party payables 42
16. Borrowings and lease liabilities 43
17. Salaries, vacation pay and social charges 47
18. Taxes and contributions payable 47
19. Sundry provision 48
20. Provision for warranties 48
21. Provision for contingencies and judicial deposits linked to judicial proceedings .. 49
22. Equity 53
23. Earnings per share (EPS) 55
24. Net operating revenue 56
25. Cost of sales and services 58

26. Expenses by nature 59
26.1 Selling expenses and distribution 59
26.2 General and administrative expenses 60
26.3 Technology and product development expenses 61
27. Finance income (expenses), net 62
28. Other operating income (expenses), net 63
29. Financial instruments 65
30. Employee benefits 76
31. Insurance 76
32. Application of CPC 42 / IAS 29 - Financial Reporting in Hyperinflationary Economies 77

MAHLE Metal Leve S.A.

Balance sheet

At September 30, 2026 and December 31, 2025

All amounts in thousands of reais *(A free translation of the original in Portuguese)*

		Parent Company		Consolidated	
Assets	Note	09.30.2026	12.31.2025	09.30.2026	12.31.2025
Cash and cash equivalents	6.a	333,788	494,420	491,740	635,305
Marketable securities	6.b	-	-	10,776	23,411
Trade and related-party receivables	7	631,750	557,490	838,415	691,640
Inventories	8	675,608	493,811	895,097	754,748
Income tax and social contribution recoverable	9	1,048	73,472	4,057	77,340
Other recoverable taxes	9	61,119	59,156	111,485	90,909
Dividends and interest on capital receivable	10	-	11,114	-	307
Derivative financial instruments	29	274	1,430	1,394	2,197
Other assets		26,987	19,252	38,407	26,068
Total current assets		1,730,574	1,710,145	2,391,371	2,301,925
Income tax and social contribution recoverable	9	-	-	12,175	14,252
Other recoverable taxes	9	11,647	12,039	19,159	29,519
Loans to related parties	10	28,681	29,563	-	-
Judicial deposits linked to judicial proceedings	21	22,285	26,035	22,300	26,201
Deferred tax assets	11	13,052	25,110	93,018	129,486
Other assets		82,529	77,999	83,805	79,287
Total long-term assets		158,194	170,746	230,457	278,745
Investments in subsidiaries and associate	12	658,216	603,722	63,006	60,865
Property, plant and equipment	13	572,154	574,705	721,688	724,092
Right-of-use assets	13	35,418	32,458	41,647	38,951
Intangible assets	14	388,379	388,883	388,440	388,986
		1,654,167	1,599,768	1,214,781	1,212,894
Total non-current assets		1,812,361	1,770,514	1,445,238	1,491,639
Total assets		3,542,935	3,480,659	3,836,609	3,793,564

The accompanying notes are an integral part of these individual and consolidated interim financial statements.

MAHLE public (CL0)

MAHLE Metal Leve S.A.

Balance sheet (continuing)

At September 30, 2026 and December 31, 2025

All amounts in thousands of reais (A free translation of the original in Portuguese)

		Parent Company		Consolidated	
Liabilities	Note	09.30.2026	12.31.2025	09.30.2026	12.31.2025
Dividends and interest on capital payable	10	1,747	60,509	1,747	60,509
Trade and related-party payables	15	484,943	358,517	656,104	542,413
Borrowings	16.a	562,248	746,279	562,505	746,308
Lease liabilities	16.b	19,368	15,641	22,363	18,374
Salaries, vacation pay and social charges	17	167,880	118,898	201,101	147,768
Taxes and contributions payable	18	29,562	54,211	37,518	65,926
Income tax and social contribution payable	18	22,224	-	27,128	124
Sundry provision	19	70,087	65,411	78,831	71,784
Provisions for warranties	20	15,842	28,633	22,208	35,124
Derivative financial instruments	29	11,830	26,500	11,830	26,500
Advance from customers		11,825	4,918	12,069	6,439
Loans payable to related parties		-	-	15,995	43,119
Other liabilities		47,064	42,689	76,106	54,529
Total current liabilities		1,444,620	1,522,206	1,725,505	1,818,917
Borrowings	16.a	772,436	867,682	772,436	867,682
Lease liabilities	16.b	19,843	20,593	23,381	25,208
Provision for contingencies	21	189,123	201,995	196,283	211,136
Other liabilities		3,412	6,652	3,147	6,830
Total non-current liabilities		984,814	1,096,922	995,247	1,110,856
Total liabilities		2,429,434	2,619,128	2,720,752	2,929,773
Equity	22				
Share capital		1,392,837	1,392,837	1,392,837	1,392,837
Profit reserves		57,502	57,502	57,502	57,502
Reserve for expansion		350,455	350,455	350,455	350,455
Carrying value adjustments		(1,219,571)	(1,180,916)	(1,219,571)	(1,180,916)
Proposed additional dividends		-	241,653	-	241,653
Retained earnings		532,278	-	532,278	-
Equity attributable to the owners of the parent		1,113,501	861,531	1,113,501	861,531
Non-controlling interests		-	-	2,356	2,260
Total equity		1,113,501	861,531	1,115,857	863,791
Total liabilities and equity		3,542,935	3,480,659	3,836,609	3,793,564

The accompanying notes are an integral part of these individual and consolidated interim financial statements.

MAHLE public (CL0)

MAHLE Metal Leve S.A.

Statement of income

Quarters and Periods ended September 30, 2026 and 2025

All amounts in thousands of reais (A free translation of the original in Portuguese)

		Parent Company			
		2026		2025	
	Note	Q3 2026	9M 2026	Q3 2025	9M 2025
Net operating revenue	24	1,062,681	2,967,208	1,110,032	3,109,826
Cost of sales and services	25	(756,780)	(2,105,370)	(776,703)	(2,200,049)
Gross profit		305,901	861,838	333,329	909,777
Selling expenses and distribution	26.1	(74,577)	(204,241)	(71,213)	(220,421)
General and administrative expenses	26.2	(35,748)	(112,918)	(34,031)	(100,773)
Technology and product development expenses	26.3	(14,927)	(42,830)	(13,585)	(40,791)
Other operational income (expenses), net	28	(550)	(9,802)	8,827	(1,228)
Gain on net monetary position in foreign subsidiary	32	16,158	62,499	14,600	60,054
Equity in the results of subsidiaries and associate	12	30,241	110,981	13,288	60,883
Profit before finance income (expenses) and tax and social contribution		226,498	665,527	251,215	667,501
Finance income	27	27,858	204,351	58,877	233,904
Financial expenses	27	(40,632)	(153,479)	(45,324)	(241,688)
Finance income (expenses), net		(12,774)	50,872	13,553	(7,784)
Income before income tax and social contribution		213,724	716,399	264,768	659,717
Current	11.a	(46,380)	(172,683)	(62,711)	(210,285)
Deferred	11.a	(9,834)	(12,453)	(14,810)	23,205
Income tax and social contribution		(56,214)	(185,136)	(77,521)	(187,080)
Profit for the period		157,510	531,263	187,247	472,637
Basic and diluted earnings per share (in reais)	23	1.16210	3.91963	1.38150	3.48709

The accompanying notes are an integral part of these individual and consolidated interim financial statements.

MAHLE public (CL0)

MAHLE Metal Leve S.A.

Statement of income

Quarters and Periods ended September 30, 2026 and 2025

All amounts in thousands of reais (A free translation of the original in Portuguese)

		Consolidated			
		2026		2025	
	Note	Q3 2026	9M 2026	Q3 2025	9M 2025
Net operating revenue	24	1,410,322	3,998,889	1,445,341	4,081,144
Cost of sales and services	25	(1,007,821)	(2,871,443)	(1,030,891)	(2,941,861)
Gross profit		402,501	1,127,446	414,450	1,139,283
Selling expenses and distribution	26.1	(97,063)	(263,819)	(93,364)	(288,368)
General and administrative expenses	26.2	(47,438)	(143,997)	(44,096)	(133,114)
Technology and product development expenses	26.3	(20,057)	(56,491)	(18,824)	(52,025)
Other operating income (expenses), net	28	1,630	(5,465)	7,365	(3,346)
Gain on net monetary position of foreign subsidiary	32	10,629	46,840	10,635	42,902
Equity in the results of subsidiaries and associate	12	3,900	11,977	3,087	6,564
Profit before finance income (expense) and tax and social contribution		254,102	716,491	279,253	711,896
Finance income	27	44,563	256,577	94,131	329,026
Financial expenses	27	(61,775)	(198,530)	(100,843)	(365,348)
Finance income (expenses), net		(17,212)	58,047	(6,712)	(36,322)
Income before income tax and social contribution		236,890	774,538	272,541	675,574
Current	11.a	(56,485)	(202,306)	(68,755)	(238,081)
Deferred	11.a	(22,783)	(40,873)	(16,461)	35,279
Income tax and social contribution		(79,268)	(243,179)	(85,216)	(202,802)
Profit for the period		157,622	531,359	187,325	472,772
Profit attributable to					
Owners of the parent		157,510	531,263	187,247	472,637
Non-controlling interests		112	96	78	135
Profit for the period		157,622	531,359	187,325	472,772
Basic and diluted earnings per share (in reais)	23	1.16210	3.91963	1.38150	3.48709

The accompanying notes are an integral part of these individual and consolidated interim financial statements.

MAHLE public (CL0)

MAHLE Metal Leve S.A.

Statement of comprehensive income

Quarters and periods ended September 30, 2026 and 2025

All amounts in thousands of reais (A free translation of the original in Portuguese)

	Note	Parent Company			
		2026		2025	
		Q3 2026	9M 2026	Q3 2025	9M 2025
Profit for the period		157,510	531,263	187,247	472,637
Comprehensive income					
Items that may be reclassified subsequently to profit or loss					
Change in cash flow hedge, net		433	(1,161)	464	4,059
Income tax and social contribution on cash flow hedge	11.b ii	(147)	395	(158)	(1,381)
Cumulative translation adjustments		(8,459)	(37,354)	(49,723)	(138,698)
Other comprehensive income, net of income tax and social contribution		(8,173)	(38,120)	(49,417)	(136,020)
Total comprehensive income for the period, net of income tax and social contribution		149,337	493,143	137,830	336,617

The accompanying notes are an integral part of these individual and consolidated interim financial statements.

MAHLE Metal Leve S.A.

Statement of comprehensive income

Quarters and periods ended September 30, 2026 and 2025

All amounts in thousands of reais (A free translation of the original in Portuguese)

	Note	Consolidated			
		2026		2025	
		Q3 2026	9M 2026	Q3 2025	9M 2025
Profit for the period		157,622	531,359	187,325	472,772
Comprehensive income					
Items that may be reclassified subsequently to profit or loss					
Change in cash flow hedge, net		433	(1,161)	464	4,059
Income tax and social contribution on cash flow hedge	11.b ii	(147)	395	(158)	(1,381)
Cumulative translation adjustments		(8,459)	(37,354)	(49,723)	(138,698)
Other comprehensive income		(8,173)	(38,120)	(49,417)	(136,020)
Total comprehensive income for the period, net of income tax and social contribution		149,449	493,239	137,908	336,752
Comprehensive income attributable to:					
Owners of the parent		149,337	493,143	137,830	336,617
Non-controlling interests		112	96	78	135
Total comprehensive income		149,449	493,239	137,908	336,752

The accompanying notes are an integral part of these individual and consolidated interim financial statements.

MAHLE public (CL0)

MAHLE Metal Leve S.A.
Statement of changes in shareholders' equity
For the period ended September 30, 2026

All amounts in thousands of reais *(A free translation of the original in Portuguese)*

	Note	Attributable to owners of the parent														
				Profit reserves				Carrying value adjustments								
		Share capital	Share issue costs	Legal reserve	Reserve for expansion and modernization	Proposed additional dividends	Total	Financial instrument adjustments	Deemed cost	Cumulative translation adjustments	Transaction between shareholders	Total	Retained earnings	Equity attributable to owners of the parent	Non-controlling interests	Total equity
At December 31, 2025		1,399,372	(6,535)	57,502	350,455	241,653	649,610	(2,082)	30,841	(864,196)	(345,479)	(1,180,916)	-	861,531	2,260	863,791
Accounting adjustments for transactions between shareholders																
Prescribed dividends and Interest on Equity (IoE)		-	-	-	-	-	-	-	-	-	-	-	480	480	-	480
Profit for the period		-	-	-	-	-	-	-	-	-	-	-	531,263	531,263	96	531,359
Other comprehensive income																
Cumulative translation adjustments	22.c	-	-	-	-	-	-	-	-	(37,354)	-	(37,354)	-	(37,354)	-	(37,354)
Financial instrument adjustments	22.c	-	-	-	-	-	-	(1,161)	-	-	-	(1,161)	-	(1,161)	-	(1,161)
Taxes on financial instrument adjustments	22.c	-	-	-	-	-	-	395	-	-	-	395	-	395	-	395
Realization of deemed cost, net	22.c	-	-	-	-	-	-	-	(535)	-	-	(535)	535	-	-	-
Transactions with shareholders and creation of reserves																
Payment of dividends	22.b	-	-	-	-	(241,653)	(241,653)	-	-	-	-	-	-	(241,653)	-	(241,653)
At September 30, 2026		1,399,372	(6,535)	57,502	350,455	-	407,957	(2,848)	30,306	(901,550)	(345,479)	(1,219,571)	532,278	1,113,501	2,356	1,115,857

The accompanying notes are an integral part of these individual and consolidated interim financial statements.

MAHLE Metal Leve S.A.
Statement of changes in shareholders' equity
For the period ended September 30, 2025

All amounts in thousands of reais *(A free translation of the original in Portuguese)*

	Note	Attributable to owners of the parent														
				Profit reserves				Carrying value adjustments								
		Share capital	Share issue costs	Legal reserve	Reserve for expansion and modernization	Proposed additional dividends	Total	Financial instrument adjustments	Deemed cost	Cumulative translation adjustments	Transaction between shareholders	Total	Retained earnings	Equity attributable to owners of the parent	Non-controlling interests	Total equity
At December 31, 2024		1,399,372	(6,535)	27,070	157,655	228,617	413,342	(3,694)	31,430	(719,992)	(345,479)	(1,037,735)	-	768,444	2,153	770,597
Accounting adjustments for transactions between shareholders																
Prescribed dividends and Interest on Equity (IoE)		-	-	-	-	-	-	-	-	-	-	-	465	465	-	465
Profit for the period		-	-	-	-	-	-	-	-	-	-	-	472,637	472,637	135	472,772
Other comprehensive income																
Cumulative translation adjustments	22.c	-	-	-	-	-	-	-	-	(138,698)	-	(138,698)	-	(138,698)	-	(138,698)
Financial instrument adjustments	22.c	-	-	-	-	-	-	4,059	-	-	-	4,059	-	4,059	-	4,059
Taxes on financial instrument adjustments	22.c	-	-	-	-	-	-	(1,381)	-	-	-	(1,381)	-	(1,381)	-	(1,381)
Realization of deemed cost, net	22.c	-	-	-	-	-	-	-	(443)	-	-	(443)	443	-	-	-
Transactions with shareholders and creation of reserves																
Payment of dividends		-	-	-	-	(228,617)	(228,617)	-	-	-	-	-	-	(228,617)	-	(228,617)
At September 30, 2025		1,399,372	(6,535)	27,070	157,655	-	184,725	(1,016)	30,987	(858,690)	(345,479)	(1,174,198)	473,545	876,909	2,288	879,197

The accompanying notes are an integral part of these individual and consolidated interim financial statements.

MAHLE public (CL0)

MAHLE Metal Leve S.A.

Statement of cash flows

Periods ended September 30, 2026 and 2025

All amounts in thousands of reais (A free translation of the original in Portuguese)

		Parent Company		Consolidated	
	Note	09.30.2026	09.30.2025	09.30.2026	09.30.2025
Cash flows from operating activities					
Profit before income tax and social contribution		716,399	659,717	774,538	675,574
Adjustments for:					
Depreciation and amortization		83,564	79,451	96,263	96,133
Equity in the results of subsidiaries and associate	12	(110,981)	(60,883)	(11,977)	(6,564)
Interest and foreign exchange and monetary variations, net		(42,111)	28,220	(43,865)	15,423
Unrealized (losses) gains on derivative financial instruments		(14,673)	(1,808)	(15,028)	(1,957)
Results on disposal of property, plant and equipment		615	(11)	757	(320)
Recognition (Reversal) of provision for impairment of trade receivables		325	(369)	1,406	(2,360)
Recognition (Reversal) of provision for legal and administrative proceedings	21	11,749	(14,590)	11,509	(14,813)
(Reversal) Recognition of provision for warranties	20	(5,907)	(7,573)	(5,934)	1,161
Recognition of sundry provision	19	56,547	55,952	62,915	56,286
(Reversal) of provision for impairment of property, plant and equipment and intangible assets		(1,171)	(896)	(1,171)	(962)
(Reversal) Recognition of provision for inventory loss	8	(38)	3,105	4,931	7,224
Interest expense on lease liability	16.b	4,013	3,661	4,605	4,154
Gains on net monetary position	32	(62,499)	(60,054)	(15,604)	(10,824)
Cash flow from operating activities before working capital		635,832	683,922	863,345	818,155
(Increase) decrease in assets					
Trade and related-party receivables		(74,305)	(108,577)	(163,873)	(184,990)
Inventories		(180,898)	(68,794)	(162,727)	(97,743)
Taxes recoverable		74,708	35,321	57,412	18,706
Other assets		(8,943)	(22,433)	(14,448)	(37,777)
Increase (decrease) in liabilities					
Trade and related-party payables		138,050	6,607	139,377	116,496
Salaries, vacation pay and social charges		48,982	32,490	54,929	40,386
Taxes and contributions payable		(24,649)	11,593	(23,792)	4,769
Other liabilities		(87,705)	(109,630)	(77,104)	(114,208)
Cash provided by operating activities		521,072	460,499	673,119	563,794
Income tax and social contribution paid		(146,341)	(149,559)	(169,830)	(172,841)
Net cash provided by operating activities		374,731	310,940	503,289	390,953
Cash flows from investing activities					
Payments for acquisition of subsidiaries MAHLE Compressores and MAHLE Thermal, net of cash acquired		-	(237,534)	-	(237,534)
Proceeds from disposal of subsidiary	12	361	-	-	-
Payments for acquisition of associate Arco Climatização S.A.		(1,614)	-	(1,614)	-
Dividends and interest on capital received from subsidiaries and associate	10	91,251	103,878	9,007	3,002
Loans granted to related parties		-	-	-	(188,099)
Loan repayment from related parties		-	-	-	212,602
Additions to property, plant and equipment	13	(76,428)	(73,711)	(87,310)	(97,275)
Additions to intangible assets	14	(282)	(393)	(297)	(393)
Acquisition of marketable securities		-	-	(10,752)	(70,436)
Settlement of securities		-	-	21,505	87,844
Proceeds from sale of property, plant and equipment		73	81	73	324
Net cash provided by (used in) investing activities		13,361	(207,679)	(69,388)	(289,965)
Cash flows from financing activities					
Proceeds from borrowings	16.a	382,522	478,811	383,527	483,348
Repayment of principal of borrowings	16.a	(515,660)	(6,472)	(516,433)	(14,802)
Repayment of interest on borrowings	16.a	(75,418)	(25,914)	(75,434)	(26,108)
Repayment of the principal and interest on the lease liability	16.b	(17,010)	(14,518)	(20,014)	(17,095)
Dividends and interest on capital paid	10	(299,935)	(280,681)	(299,935)	(280,681)
Loans from related parties		-	-	322,276	192,889
Loan repayments to related parties		-	-	(346,849)	(169,178)
Net cash (used in) provided by financing activities		(525,501)	151,226	(552,862)	168,373
Effect of foreign exchange variation on cash and cash equivalents		(23,223)	(2,402)	(24,604)	(12,251)
(Decrease) increase in cash and cash equivalents, net		(160,632)	252,085	(143,565)	257,110
Represented by:					
Cash and cash equivalents at the beginning of the period		494,420	179,108	635,305	291,793
Cash and cash equivalents at the end of the period	6.a	333,788	431,193	491,740	548,903
(Decrease) increase in cash and cash equivalents, net		(160,632)	252,085	(143,565)	257,110

The accompanying notes are an integral part of these individual and consolidated interim financial statements.

MAHLE public (CL0)

MAHLE Metal Leve S.A.

Statement of value added

Periods ended September 30, 2026 and 2025

All amounts in thousands of reais *(A free translation of the original in Portuguese)*

	Parent Company		Consolidated	
	09.30.2026	09.30.2025	09.30.2026	09.30.2025
Gross revenue	3,770,036	3,922,413	4,977,964	5,059,093
Sales of goods, products and services	3,711,272	3,865,509	4,913,784	4,996,461
Other operating income	59,089	56,536	65,526	60,633
Provision for impairment of trade receivables	(325)	368	(1,346)	1,999
Inputs acquired from third parties	(2,047,115)	(2,192,892)	(2,904,891)	(3,053,378)
(Includes amounts of taxes: ICMS, IPI, PIS and COFINS)				
Cost of sales and services	(1,146,390)	(1,248,644)	(1,866,297)	(1,999,229)
Materials, energy, outsourced services and other	(901,969)	(942,067)	(1,037,710)	(1,046,094)
Impairment/recovery of assets	1,244	(2,181)	(884)	(8,055)
Gross value added	1,722,921	1,729,521	2,073,073	2,005,715
Depreciation and amortization	(83,564)	(79,451)	(96,263)	(96,133)
Net value added generated by the company	1,639,357	1,650,070	1,976,810	1,909,582
Value added received through transfer	315,332	294,787	268,554	335,590
Equity in the results of investees	110,981	60,883	11,977	6,564
Finance income	204,351	233,904	256,577	329,026
Total value added to distribute	1,954,689	1,944,857	2,245,364	2,245,172
Distribution of value added	1,954,689	1,944,857	2,245,364	2,245,172
Personnel and charges	588,514	574,919	702,068	670,130
Taxes and contributions	669,265	642,674	799,249	723,006
Capital providers	165,647	254,627	212,688	379,264
Interest	65,953	89,054	68,689	91,902
Rentals	14,910	16,391	17,684	19,272
Foreign exchange, monetary and other variations	84,784	149,182	126,315	268,090
Shareholders	531,263	472,637	531,359	472,772
Retained earnings	531,263	472,637	531,263	472,637
Share of non-controlling interests of retained earnings	-	-	96	135

The accompanying notes are an integral part of these individual and consolidated interim financial statements.

MAHLE public (CL0)

(A free translation of the original in Portuguese)

MAHLE Metal Leve S.A.

Explanatory notes to the individual and consolidated interim financial statements

Three- and nine-month periods ended September 30, 2026 and 2025

In thousands of reais, unless otherwise indicated.

1. Operations

General information

MAHLE Metal Leve S.A. (the “Company” or “Group”) is an entity domiciled in Brazil. The registered address of the Company's head office is Ernst Mahle Avenue, number 2000, Zip Code 13.846-146, Mogi Guaçu, São Paulo. The Company’s individual (Parent Company) and consolidated (Consolidated) interim financial statements for the periods ended September 30, 2026 and 2025 include the Company and its subsidiaries (collectively, the Group).

The Group is principally engaged in the manufacture, development, sale and resale, distribution, import and export of parts and accessories for use in the manufacture and assembly of spark-ignition engines, motor vehicles, electric motors and alternators and their components for application in motor vehicles; cooling and air conditioning systems for stationary engines and energy generating systems; application programs for development of metallurgical processes; resale of paper for manufacture of filters, industrial processing, and provision of services, including courses and training sessions, related to its activities, among others. The sale is made to automobile manufacturers, the automotive aftermarket, stationary applications and others.

The Group manufactures the following products: pistons, piston rings, gudgeon pins, camshafts, bearings, bushes, connecting rods, ring carriers, thrust washers, fire rings, cylinder liners, radiators, condensers, mechanical compressors, air conditioning and filters. It also manufactures valves for combustion engines, and sells products and provides technical support services in the foreign market.

The Company´s shares are listed on the *Novo Mercado* listing segment of B3 – *Brasil, Bolsa, Balcão*, which is the listing segment with the highest standards of corporate governance.

MAHLE public (CL0)

2. List of controlled entities

		Ownership percentage (%)			
		09.30.2026		12.31.2025	
Subsidiaries	Country	Direct	Indirect	Direct	Indirect
MAHLE Argentina S.A.	Argentina	99.2	0.8	99.2	0.8
MAHLE Metal Leve GmbH	Austria	100	-	100	-
MAHLE Compressores do Brasil Ltda.	Brazil	100	-	100	-
MAHLE Filtroil Ind. e Com. de Filtros Ltda. (¹)	Brazil	-	-	100	-
MAHLE Hirschvogel Forjas S.A.	Brazil	51	-	51	-
Associate	Country	Direct	Indirect	Direct	Indirect
Arco Climatização S.A.	Brazil	49.99	-	33.33	-

(¹) The subsidiary MAHLE Filtroil Indústria e Comércio de Filtros Ltda. was liquidated in 2026. Further details regarding this transaction are disclosed in Note 12.

3. Basis of preparation

Statement of compliance (with IFRS, Brazilian accounting standards issued by the Federal Accounting Council (CFC) and pronouncements issued by the Brazilian Accounting Pronouncements Committee (CPC))

The individual and consolidated interim financial statements have been prepared and are being presented in accordance with CPC 21 (R1) – Interim Financial Reporting and IAS 34 – Interim Financial Reporting, issued by the International Accounting Standards Board (IASB), and are presented in compliance with the rules and regulations of the Brazilian Securities and Exchange Commission (CVM).

The Group has prepared these financial statements on the basis that it will continue to operate as a going concern.

In addition, the quarterly information does not include all annual financial statement requirements in accordance with IAS 1/CPC 26 (R1) Presentation of Financial Statements and, therefore, it should be read together with the individual and consolidated financial statements of MAHLE Metal Leve S.A. on December 31, 2025.

MAHLE public (CL0)

The preparation of interim financial statements requires the use of certain critical accounting estimates. It also requires management to exercise its judgment in the process of applying the Company's material accounting policies. The assumptions and judgments made by management relating to the use of estimates applied in these quarterly financial statements are consistent with those applied in the financial statements for the year ended December 31, 2025 authorized for issue by the Board of Directors on March 10, 2026, per Note 3 of the financial statements for the year ended December 31, 2025.

The issuance of the individual and consolidated interim financial statements was authorized by the Company's Board of Directors on November 10, 2026.

4. Material accounting policies

These individual and consolidated interim financial statements have been prepared based on the same material accounting policies as described and disclosed in the notes to the financial statements for the year ended December 31, 2025.

5. Segment reporting

i. Information on reportable segments

An operating segment is a component of an entity that engages in business activities from which it may earn revenues and incur expenses. The Group identifies its operating segments based on the reports regularly used by the chief operating decision maker to make strategic operational decisions. The measurement of the reported information is consistent with the statement of income.

There was no change in the segment structure presented in the financial statements on December 31, 2025.

Net operating revenue comprises revenue from the sale of products and services, where most of the service revenue related substantially to Powertrain and Charging Segment.

(A free translation of the original in Portuguese)

MAHLE Metal Leve S.A.

Explanatory notes to the individual and consolidated interim financial statements

Three- and nine-month periods ended September 30, 2026 and 2025

In thousands of reais, unless otherwise indicated.

	Consolidated					
	Q3 2026			Q3 2025		
	"Powertrain and Charging"	*"Thermal and Fluid Systems"*	Total	*"Powertrain and Charging"*	*"Thermal and Fluid Systems"*	Total
Revenue of the reportable segment	1,113,592	296,730	1,410,322	1,200,256	245,085	1,445,341
Cost of sales and services (*)	(782,358)	(225,463)	(1,007,821)	(849,886)	(181,005)	(1,030,891)
Gross profit	331,234	71,267	402,501	350,370	64,080	414,450
SG&A (*)	(130,759)	(33,799)	(164,558)	(131,118)	(25,166)	(156,284)
Other operating income and expenses, net	2,208	(578)	1,630	8,887	(1,522)	7,365
Gain on net monetary position in foreign subsidiary	10,252	377	10,629	10,120	515	10,635
Equity in the results of subsidiaries and associate	-	3,900	3,900	-	3,087	3,087
Profit before finance income (expenses) and income tax and social contribution	212,935	41,167	254,102	238,259	40,994	279,253
Depreciation/amortization values are included in the functional lines above (*)						
Depreciation and amortization	(28,900)	(3,147)	(32,047)	(27,563)	(3,062)	(30,625)

	Consolidated					
	09.30.2026			09.30.2025		
	"Powertrain and Charging"	*"Thermal and Fluid Systems"*	Total	*"Powertrain and Charging"*	*"Thermal and Fluid Systems"*	Total
Revenue of the reportable segment	3,287,933	710,956	3,998,889	3,381,124	700,020	4,081,144
Cost of sales and services (*)	(2,342,374)	(529,069)	(2,871,443)	(2,400,053)	(541,808)	(2,941,861)
Gross profit	945,559	181,887	1,127,446	981,071	158,212	1,139,283
SG&A (*)	(385,950)	(78,357)	(464,307)	(398,759)	(74,748)	(473,507)
Other operating income and expenses, net	(2,903)	(2,562)	(5,465)	1,665	(5,011)	(3,346)
Gain on net monetary position in foreign subsidiary	44,250	2,590	46,840	39,875	3,027	42,902
Equity in the results of subsidiaries and associate	-	11,977	11,977	-	6,564	6,564
Profit before finance income (expenses) and income tax and social contribution	600,956	115,535	716,491	623,852	88,044	711,896
Depreciation/amortization values are included in the functional lines above (*)						
Depreciation and amortization	(86,896)	(9,367)	(96,263)	(86,809)	(9,324)	(96,133)

	Consolidated					
	09.30.2026			12.31.2025		
	"Powertrain and Charging"	*"Thermal and Fluid Systems"*	Total	*"Powertrain and Charging"*	*"Thermal and Fluid Systems"*	Total
Assets of reportable segments	3,382,749	453,860	3,836,609	3,466,341	327,223	3,793,564

	Consolidated					
	09.30.2026			09.30.2025		
	"Powertrain and Charging"	*"Thermal and Fluid Systems"*	Total	*"Powertrain and Charging"*	*"Thermal and Fluid Systems"*	Total
Capital expenditures	60,988	15,000	75,988	70,646	15,133	85,779

MAHLE public (CL0)

6. Cash and cash equivalents and marketable securities

a) Cash and cash equivalents

	Parent Company		Consolidated	
	09.30.2026	12.31.2025	09.30.2026	12.31.2025
BRL	2,671	1,825	11,644	5,141
ARS (expressed in BRL)	-	-	14,570	7,438
USD (expressed in BRL)	15,567	12,668	15,567	12,668
EUR (expressed in BRL)	6,521	1,627	79	1,817
Cash and demand deposits	24,759	16,120	41,860	27,064
BRL	156,728	237,783	290,612	367,159
ARS (expressed in BRL)	-	-	4,185	475
USD (expressed in BRL)	32,258	170,285	32,258	170,285
EUR (expressed in BRL)	111,610	70,217	111,610	70,217
Financial investments	300,596	478,285	438,665	608,136
BRL	8,433	15	8,433	15
ARS (expressed in BRL)	-	-	2,782	90
Cash in transit	8,433	15	11,215	105
Total	333,788	494,420	491,740	635,305

The Group holds checking accounts at major banks in Brazil and abroad and the amounts are recorded under the caption cash and demand deposits.

Financial investments (cash equivalents) primarily include:

- BRL - Bank Deposit Certificates (CDBs) and resale agreements- these investments accrue interest, on average, at 99.84% p.a. (100.4% p.a. on December 31, 2025) of the Interbank Deposit Certificate (CDI) rate and are held only with Brazilian top-tier banks.

- ARS - Bank Deposit Certificates (CDBs), consisting of fixed-income investments with a term of 30 days. The average yield is 22% p.a. (25% p.a. as of December 31, 2025), based on the BADLAR rate (Buenos Aires Deposits of Large Amount Rate), the benchmark interest rate for fixed-term deposits.

- USD - Certificates of deposit and Time deposits – These investments accrue interest, on average, at 3.60% p.a. (3.41% p.a. on December 31, 2025), are short-term and have original maturities of less than three months.

- EUR - Certificates of deposit and Time deposits – These investments accrue interest, on average, at 1.75% p.a. (3.41% p.a. on December 31, 2025), are short-term and have original maturities of less than three months.

Cash in transit refers to cash receipts from customers with the respective settlement of the customer's invoice from accounts receivable, and money transfers in foreign currency are from customers abroad for foreign currency exchange by the banks with which the Company works. Money transfers in Brazilian real (BRL) are from domestic customers with cash inflow within one day after transfer.

b) Marketable securities

	Consolidated	
	09.30.2026	12.31.2025
USD (expressed in BRL)	10,776	23,411
Marketable securities	10,776	23,411

- USD – investments in debentures with average interest rate of 0.91% per annum + foreign exchange rate changes (3.90 % p.a. + foreign exchange rate on December 31, 2025). These securities are traded in the Argentine market from low-risk companies with a rating equal to or higher than AA by Fitch Ratings. These securities are used as collateral since they are indexed to the U.S. dollar for future payment abroad, and the Central Bank of Argentina has imposed several restrictions on payments abroad.

They are recorded at amortized cost, which approximates its fair value by the end of the reporting period. Their value reflects the redemption value if they were redeemed at that date. However, these investments do not meet all criteria to be classified as cash equivalents in accordance with CPC 03 (R2) Statement of Cash Flows (equivalent to IAS 7 Statement of Cash Flows).

Interest earned on these transactions is included in finance income.

7. Trade and related-party receivables

	Parent Company		Consolidated	
	09.30.2026	12.31.2025	09.30.2026	12.31.2025
Market				
Domestic	427,779	370,010	516,055	417,932
Foreign	82,165	65,206	220,888	186,518
	509,944	435,216	736,943	604,450
Other accounts receivable	9,228	4,651	10,835	4,961
Provision for impairment of trade receivables	(4,098)	(4,053)	(7,927)	(7,713)
	515,074	435,814	739,851	601,698
Related parties (Note 10)	116,676	121,676	98,564	89,942
Total	631,750	557,490	838,415	691,640

The Group's exposure to credit and currency risks relating to trade receivables is disclosed in Note 29.

Other receivables derive from the sale of property, plant and equipment, tooling, scraps and other.

The amounts and aging analysis of trade receivables are as follows:

	Parent Company		Consolidated	
	09.30.2026	12.31.2025	09.30.2026	12.31.2025
Not yet due	493,561	421,908	701,877	577,970
Past due:				
Up to 7 days	4,664	743	13,380	3,819
From 8 to 30 days	8,531	7,963	14,336	12,588
From 31 to 60 days	6,269	3,614	6,290	6,293
From 61 to 90 days	1,459	1,067	3,529	1,945
From 91 to 120 days	904	735	1,649	1,767
From 121 to 180 days	405	613	1,257	1,249
From 181 to 360 days	756	424	1,844	638
Over 360 days	2,623	2,800	3,616	3,142
(-) Provision for impairment of trade receivables	(4,098)	(4,053)	(7,927)	(7,713)
Total past due deducted provision	21,513	13,906	37,974	23,728
Total of trade receivables	515,074	435,814	739,851	601,698

MAHLE public (CL0)

The allowance for impairment of accounts receivable considers the historical default rates and the expected loss of the customer portfolio, excluding amounts related to returns of goods and customer advances, in order to reflect the economic substance of the potential loss.

No provision for expected credit losses has been recognized for related parties, they are assessed as lower credit risk.

On September 30, 2026, trade receivables of the Parent Company in the amount of R$ 21,513 (December 31, 2025 - R$ 13,906) and Consolidated trade receivables in the amount of R$ 37,974 (December 31, 2025 - R$ 23,728) were past due but not impaired. These balances related to certain customers in the original equipment and aftermarket markets without any recent history of default, nor is expected any losses on the realization of such credits.

Changes in the provision for impairment of trade receivables are as follows:

	Parent Company	Consolidated
At December 31, 2025	(4,053)	(7,713)
Receivables provided for in the period	(3,576)	(6,444)
Receivables reversed in the period	3,251	5,038
Receivables written off definitively	258	800
Foreign exchange variation / Effect of the currency translation	22	392
At September 30, 2026	(4,098)	(7,927)

8. Inventories

	Parent Company		Consolidated	
	09.30.2026	12.31.2025	09.30.2026	12.31.2025
Finished products	305,974	206,257	403,253	357,187
Work in progress	182,954	126,498	196,596	136,890
Raw materials	116,962	100,871	162,634	141,598
Auxiliary materials	12,147	8,251	32,315	26,194
Imports in transit	57,571	51,934	100,299	92,879
Total	675,608	493,811	895,097	754,748

On September 30, 2026, inventories are presented net of the provision for losses, which represent losses to products with a negative margin, tooling, quality issues, out-of-specification materials, obsolescence and slow-moving items in the amount of R$ 50,194 (R$ 50,271 on December 31, 2025) in the Parent Company and R$ 87,104 (R$ 84,021 on December 31, 2025) in the Consolidated financial statements.

Changes in the provision for inventory losses are as follows:

	Parent Company	Consolidated
At December 31, 2025	(50,271)	(84,021)
Reversal of provision	11,231	31,512
Recognition of provision	(11,193)	(36,443)
Inventory written off definitively as loss	39	39
Effect of the currency translation	-	1,809
At September 30, 2026	(50,194)	(87,104)

9. Taxes recoverable

	Parent Company		Consolidated	
	09.30.2026	12.31.2025	09.30.2026	12.31.2025
Income tax and social contribution recoverable	1,048	73,472	4,057	77,340
ICMS and Excise Tax (IPI)	24,188	16,018	25,072	16,106
COFINS	14,635	5,977	15,004	5,977
Import Tax	8,233	4,914	8,336	6,161
Value-added Tax on Sales and Services (ICMS) on purchases of fixed assets	7,863	7,607	9,825	8,753
PIS	3,663	1,828	3,739	1,828
Federal taxes - ordinary action concerning INSS on cooperative (1)	2,411	10,877	2,411	10,877
Federal taxes - MOVER (2)	-	11,809	-	11,809
I.V.A. (Argentina)	-	-	20,545	12,162
Export incentive - Argentina	-	-	11,484	9,361
Tax credit from import tax in Argentina	-	-	1,259	636
Impuesto al Valor Agregado - IVA or Income tax (Argentina)	-	-	12,194	3,442
Others	126	126	1,616	3,797
Other recoverable taxes	61,119	59,156	111,485	90,909
Current	62,167	132,628	115,542	168,249
Income tax (3)	-	-	12,175	14,252
Value-added Tax on Sales and Services (ICMS) on purchases of fixed assets (4)	11,647	12,039	15,494	17,068
I.V.A. (Argentina)	-	-	-	2,072
Impuesto al Valor Agregado - IVA or Income tax (Argentina)	-	-	-	8,486
Others	-	-	3,665	1,893
Other recoverable taxes	11,647	12,039	19,159	29,519
Non-current	11,647	12,039	31,334	43,771

(1) Ordinary action concerning INSS on cooperative: The Company filed a refund request with the Brazilian Revenue Service for amounts of social security contribution unduly paid (held unconstitutional by the law court on November 18, 2024) on payments made to cooperatives from September 1, 2010 to March 31, 2016 (date of publication of Federal Senate Resolution No. 10/2016 which suspended execution of item IV, article 22 of Law No. 8212/91, declared unconstitutional by the Supreme Court in the records of Extraordinary Appeal No. 595.838). The variation between the periods is mainly due to the offset of R$ 8,466 and the effects of monetary restatement.

(2) The National Green Mobility and Innovation Program ("Mover"): through tax incentives granted to companies that invest in research, development and innovation. These incentives are in the form of financial credits that can be used to offset federal taxes administered by the Brazilian Revenue Service for the period from 2024 to 2029. The Company offset the full amount of these credits in the first quarter of 2026.

(3) Deferred income tax assets measured at present value can be utilized for up to five years against future taxable profits, or the Company may request a cash refund. For the subsidiary MAHLE Argentina, recovery is expected for the end of 2027.

(4) The ICMS (Value -added Tax on Sales and Services) on purchase of fixed assets recognized in non-current assets, which are utilized in the proportion of 1/48, in accordance with prevailing tax legislation.

10. Related parties

(a) Transactions with Related parties

The aggregate amount of transactions and outstanding balances with related parties is presented below:

	Parent Company									
	Balances at 09.30.2026					Transactions from 01.01.2026 to 09.30.2026				
	Current assets		Non-current assets	Current liabilities		Sales/revenue		Purchases		
	Receivables (Note 7)	Payment term in days (***)	Loan	Suppliers (Note 15)	Payment term in days (***)	Products	Other	Products	Other	(¹)
Companies										
Subsidiaries										
Direct subsidiaries										
MAHLE Metal Leve GmbH	51,070	60	-	-	-	361,301	548	-	-	
MAHLE Argentina S.A.	18,657	60	28,681	470	60	63,125	2,211	3,117	-	
MAHLE Compressores do Brasil Ltda.	5,428	60	-	16,782	60	3,221	13,471	47,894	16	
Sub-total Direct subsidiaries	75,155	-	28,681	17,252	-	427,647	16,230	51,011	16	
Related Companies										
MAHLE Thermal and Fluid Systems Brazil LTDA	5,652	60	-	25,064	60	5,289	17,975	74,953	1,265	
MAHLE Engine Components USA, Inc.	5,124	60	-	3,327	60	28,658	534	25,826	204	
MAHLE Aftermarket S. de R.L. de C.V.	4,834	60	-	-	-	12,422	(3)	-	-	
MAHLE Filter Systems North America, Inc.	4,063	60	-	-	-	-	17,628	71	-	
MAHLE Filtersysteme Austria GmbH	3,996	60	-	732	60	12,053	19	1,140	6,644	
MAHLE Aftermarket GmbH	3,587	60	-	18,115	60	12,631	1,763	7,699	9,961	
MAHLE Aftermarket Inc.	2,604	60	-	41	60	1,364	2,143	-	40	
MAHLE International GmbH	2,426	60	-	18,072	60	-	10,825	-	45,891	
MAHLE Engine Components India Priv. Ltd.	1,253	60	-	-	-	1,539	58	-	-	
MAHLE Componenti Motori Italia S.p.A.	1,144	60	-	14	60	7,072	(41)	-	335	
MAHLE Manufacturing Management Inc	1,089	60	-	-	-	-	1,244	-	-	
MAHLE Engine Components Slovakia s.r.o.	871	60	-	211	60	4,787	-	-	183	
MAHLE Componentes de Motores S.A.	822	60	-	242	60	2,512	(34)	130	1,105	
MAHLE Electronics & Mechatronics Technol	781	60	-	-	-	-	1,407	-	-	
MAHLE Componentes de Motor de Mexico, S. de R.L. de C.V.	653	60	-	(26)	60	1,076	441	-	3	
MAHLE Engine Systems UK Ltd.	534	60	-	2,775	60	2	519	11,390	618	
MAHLE New Mobility Solutions GmbH XM	507	60	-	1,010	60	-	5,115	-	338	
MAHLE Industriemotoren-Komponenten GmbH	334	60	-	-	-	586	-	-	-	
MAHLE Aftermarket Pte. Ltd.	269	60	-	1,297	60	837	-	6,993	(6)	
MAHLE Compressors Hungary Kft.	219	60	-	-	-	-	399	-	-	
MAHLE GmbH	121	60	-	24,516	60	393	264	1,389	32,909	(*)
MAHLE Engine Components (Nanjing) Co., Ltd.	116	60	-	-	-	452	-	-	-	
MAHLE Thermal and Fluid Systems Stuttgart GmbH	105	60	-	7,360	60	-	489	-	3,722	
MAHLE France SAS	95	60	-	-	-	508	(7)	-	-	
MAHLE Aftermarket Otomotiv Ticaret Anonim Sirketi	92	60	-	-	-	122	-	-	-	
MAHLE Thermal and Fluid Systems GmbH & Co. KG	64	60	-	-	-	-	284	-	-	
MAHLE Anand Filter Systems Private Limited	56	60	-	18	60	111	-	54	-	
MAHLE Engine Components (Chongqing) Co., Ltd.	44	60	-	-	-	1,847	(13)	-	-	
MAHLE Kleinmotoren-Komponenten GmbH & Co. KG	29	60	-	-	-	293	-	-	-	
MAHLE Engine Components (Yingkou) Co., Ltd.	16	60	-	-	-	1,419	(14)	-	-	
MAHLE Behr Dayton	15	60	-	-	-	-	15	-	-	
MAHLE Industries, Inc.	6	60	-	1,349	60	4	(6)	-	865	
Mahle Automotive Techonologies (China) Co., Ltd	-	-	-	2,914	60	-	-	-	-	
MAHLE Indústria e Comércio Ltda.	-	-	-	2,562	60	-	-	-	11,306	(**)
MAHLE Thermal and Fluid Systems Korea Co., Ltd.	-	-	-	791	60	-	-	3,340	-	
MAHLE Electric Drives Slovenija d.o.o.	-	-	-	778	60	-	7	2,545	-	
MAHLE Motor Parcalari San. Izmir A.S.	-	-	-	726	60	271	-	648	-	
MAHLE Trading (Shanghai) Co., Ltd.	-	-	-	675	60	-	-	1,310	599	
MAHLE Aftermarket Italy S.p.A.	-	-	-	564	60	-	-	1,902	-	
MAHLE Holding (China) Co., Ltd.	-	-	-	93	60	-	-	44	49	
MAHLE Japan Ltd.	-	-	-	62	60	-	-	105	-	
Mahle Services Thailand Ltd.	-	-	-	49	60	-	-	-	123	
MAHLE France SARL	-	-	-	35	60	-	-	-	35	
MAHLE Polska Sp. z o.o.	-	-	-	28	60	-	-	415	140	
MAHLE Filter Systems Philippines Corporation	-	-	-	6	60	-	-	16	-	
MAHLE Holding (India) Private Limited	-	-	-	3	60	-	-	-	1	
MAHLE Engine Components Japan Corporation	-	-	-	3	60	75	-	-	3	
MAHLE S.A.U.	-	-	-	2	60	-	-	-	-	
MAHLE Filter Systems (Tianjin) Co., Ltd.	-	-	-	1	60	-	-	3	-	
MAHLE Aftermarket South Africa (PTY)	-	-	-	-	-	128	-	-	-	
MAHLE Trading Japan Co., Ltd.	-	-	-	-	-	78	-	386	-	
MAHLE Engine Components USA, Inc.	-	-	-	-	-	-	18	-	-	
MAHLE Electric Drives (Taicang) Co., Ltd.	-	-	-	-	-	-	-	1,151	-	
MAHLE Componente de Motor SRL	-	-	-	-	-	-	-	86	-	
MAHLE Ventiltrieb GmbH	-	-	-	-	-	-	-	4	-	
MAHLE Behr Service Asia Co., Ltd.	-	-	-	-	-	-	-	-	-	
MAHLE Filtre Sistemleri A.S.	-	-	-	-	-	-	-	41	-	
MAHLE Aftermarket Ltd.	-	-	-	-	-	-	-	-	3	
Total related companies	41,521		-	113,409		96,529	61,029	141,641	116,336	
Total related parties	116,676		28,681	130,661		524,176	77,259	192,652	116,352	

(¹) Other purchases: services, property, plant and equipment, trademark license fees, rent, among others.
* Trademark license of R$ 12,165
** Rent of R$ 11,306
*** Realization of term days refers to current assets and current liabilities

MAHLE Metal Leve S.A.

Explanatory notes to the individual and consolidated interim financial statements

Three- and nine-month periods ended September 30, 2026 and 2025

In thousands of reais, unless otherwise indicated.

	Parent Company											
	Balances at 12.31.2025							Transactions from 01.01.2025 to 09.30.2025				
	Current assets			Non-current	Current liabilities			Sales/revenue		Purchases		
	Receivables (Note 7)	Payment term in days (***)	Dividends and interest on capital receivable	Loan	Suppliers (Note 15)	Payment term in days (***)	Dividends and interest on capital payable	Products	Other	Products	Other	(1)
Companies												
Subsidiaries												
Direct subsidiaries												
MAHLE Metal Leve GmbH	46,596	60	-	-	-	-	-	427,753	261	-	-	
MAHLE Argentina S.A.	35,056	60	-	29,563	84	60	-	112,349	2,066	1,413	-	
MAHLE Compressores do Brasil Ltda.	4,991	60	10,807	-	11,405	60	-	2,784	9,054	43,180	-	
Sub-total Direct subsidiaries	86,643	-	10,807	29,563	11,489	-	-	542,886	11,381	44,593	-	
Arco Climatização S.A.	-	-	307	-	-	-	-	-	-	-	-	
Associate	-	-	307	-	-	-	-	-	-	-	-	
Related Companies												
MAHLE International GmbH	5,092	60	-	-	12,588	60	-	-	10,126	-	44,878	
MAHLE Thermal and Fluid Systems Brazil LTDA	4,716	60	-	-	12,183	60	-	4,168	12,345	67,689	1,507	
MAHLE Filter Systems North America, Inc.	4,663	60	-	-	-	-	-	-	16,467	-	-	
MAHLE Filtersysteme Austria GmbH	4,259	60	-	-	1,296	60	-	12,127	-	1,560	1,090	
MAHLE Aftermarket GmbH	2,802	60	-	-	16,056	60	-	27,718	3,393	9,255	8,362	
MAHLE Engine Components USA, Inc.	2,535	60	-	-	5,504	60	-	22,559	-	20,280	1,813	
MAHLE Engine Components Slovakia s.r.o.	2,126	60	-	-	31	60	-	6,145	-	-	67	
MAHLE Manufacturing Management Inc	1,243	60	-	-	-	-	-	-	1,983	-	-	
MAHLE Aftermarket Inc.	1,176	60	-	-	49	60	-	671	1,712	28	70	
MAHLE Aftermarket S. de R.L. de C.V.	1,151	60	-	-	-	-	-	6,912	-	22	-	
MAHLE Electronics & Mechatronics Technol	1,017	60	-	-	-	-	-	-	1,622	-	-	
MAHLE Engine Components (Yingkou) Co., Ltd.	542	60	-	-	-	-	-	2,962	-	-	-	
MAHLE Componentes de Motores S.A.	542	60	-	-	294	60	-	1,245	13	160	565	
MAHLE Compressors Hungary Kft.	456	60	-	-	-	-	-	-	721	-	-	
MAHLE Aftermarket Pte. Ltd.	392	60	-	-	1,066	60	-	24	-	8,509	-	
MAHLE Componenti Motori Italia S.p.A.	358	60	-	-	20	60	-	5,599	390	-	-	
MAHLE Thermal and Fluid Systems Stuttgart GmbH	301	60	-	-	2,264	60	-	-	254	6	2,829	
MAHLE Trading Japan Co., Ltd.	280	60	-	-	-	-	-	-	-	375	-	
MAHLE Engine Components (Chongqing) Co., Ltd.	226	60	-	-	-	-	-	1,413	-	-	-	
MAHLE Aftermarket South Africa (PTY)	215	60	-	-	-	-	-	902	-	-	-	
MAHLE France SAS	209	60	-	-	-	-	-	398	-	-	-	
MAHLE Industriemotoren-Komponenten GmbH	202	60	-	-	-	-	-	824	-	-	-	
MAHLE Engine Components (Nanjing) Co., Ltd.	159	60	-	-	-	-	-	736	-	-	-	
MAHLE GmbH	143	60	-	-	16,816	60	-	857	418	1,261	32,018	(*)
MAHLE Engine Components India Priv. Ltd.	75	60	-	-	-	-	-	3,170	-	-	-	
MAHLE Indústria e Comércio Ltda.	72	60	-	-	2,391	60	32,996	-	-	-	10,291	(**)
MAHLE Kleinmotoren-Komponenten GmbH & Co. KG	31	60	-	-	-	-	-	470	-	3	-	
MAHLE Anand Filter Systems Private Limited	21	60	-	-	-	-	-	97	-	1	-	
MAHLE Componentes de Motor de Mexico, S. de R.L. de C.V.	15	60	-	-	459	60	-	182	109	640	-	
MAHLE Polska Sp. z o.o.	14	60	-	-	200	60	-	-	-	1,846	473	
MAHLE Engine Systems UK Ltd.	-	-	-	-	6,417	60	-	498	-	9,605	44	
MAHLE Industries, Inc.	-	-	-	-	3,942	60	-	114	-	-	1,105	
MAHLE Japan Ltd.	-	-	-	-	2,445	60	-	-	-	-	-	
MAHLE Thermal and Fluid Systems Korea Co., Ltd.	-	-	-	-	1,221	60	-	-	-	3,203	-	
MAHLE New Mobility Solutions GmbH	-	-	-	-	740	60	-	-	-	-	547	
MAHLE Trading (Shanghai) Co., Ltd.	-	-	-	-	471	60	-	-	-	1,634	504	
MAHLE Engine Components Japan Corporation	-	-	-	-	407	60	-	35	-	-	85	
MAHLE Electric Drives (Taicang) Co., Ltd.	-	-	-	-	340	60	-	-	-	3,537	-	
MAHLE Componente de Motor SRL	-	-	-	-	149	60	-	-	-	201	-	
MAHLE Japan Ltd.	-	-	-	-	62	60	-	2,315	-	227	865	
Mahle Automotive Techonologies (China) Co., Ltd	-	-	-	-	45	60	-	-	-	-	318	
MAHLE Aftermarket Italy S.p.A.	-	-	-	-	26	60	-	-	-	2,832	12	
MAHLE Motor Parcalari San. Izmir A.S.	-	-	-	-	6	60	-	4,189	-	1,100	6	
MAHLE Aftermarket Ltd.	-	-	-	-	4	60	-	-	-	-	3	
Mahle Services Thailand Ltd.	-	-	-	-	3	60	-	-	-	-	18	
MAHLE S.A.U.	-	-	-	-	3	60	-	-	-	-	-	
MAHLE Holding (India) Private Limited	-	-	-	-	2	60	-	-	-	-	1	
MAHLE Aftermarket Otomotiv Ticaret Anonim Sirketi	-	-	-	-	-	-	-	87	-	-	-	
MAHLE Engine Components (Thailand) Co., Ltd.	-	-	-	-	-	-	-	-	74	-	-	
MAHLE Electric Drives Slovenija d.o.o.	-	-	-	-	-	-	-	-	10	5,088	-	
MAHLE Industriebeteiligungen GmbH	-	-	-	-	-	-	2,438	-	-	-	-	
MAHLE Thermal and Fluid Systems Canada ULC	-	-	-	-	-	-	-	-	-	7	-	
MAHLE ChargeBIG GmbH	-	-	-	-	-	-	-	-	-	24	-	
MAHLE Filter Systems Philippines Corporation	-	-	-	-	-	-	-	-	-	18	-	
Total related companies	35,033		-	-	87,500		35,434	106,417	49,637	139,111	107,471	
Total related parties	121,676		11,114	29,563	98,989		35,434	649,303	61,018	183,704	107,471	

(1) Other purchases: services, property, plant and equipment, trademark license fees, rent, among others.
* Trademark license of R$ 13,530
** Rent of R$ 10,291
*** Realization of term days refers to current assets and current liabilities

MAHLE public (CL0)

MAHLE Metal Leve S.A.

Explanatory notes to the individual and consolidated interim financial statements

Three- and nine-month periods ended September 30, 2026 and 2025

In thousands of reais, unless otherwise indicated.

	Consolidated									
	Balances at 09.30.2026					Transactions from 01.01.2026 to 09.30.2026				
	Current assets		Current liabilities			Sales/revenue		Purchases		
Companies	Receivables (Note 7)	Payment term in days (***)	Suppliers (Note 15)	Payment term in days (***)	Loan	Products	Other	Products	Other	(¹)
Related companies										
MAHLE Engine Components USA, Inc.	17,355	60	5,365	60	-	89,909	534	25,826	838	
MAHLE Componenti Motori Italia S.p.A.	16,370	60	14	60	-	64,720	(41)	-	335	
MAHLE Aftermarket GmbH	13,446	60	19,645	60	-	55,668	1,762	15,584	9,961	
MAHLE Aftermarket S. de R.L. de C.V.	8,213	60	-	-	-	28,901	(3)	-	-	
MAHLE Thermal and Fluid Systems Brazil LTDA	6,254	60	25,145	60	-	5,289	18,305	77,678	1,265	
MAHLE France SAS	4,279	60	-	-	-	20,975	(7)	-	-	
MAHLE Filter Systems North America, Inc.	4,063	60	-	-	-	-	17,628	71	-	
MAHLE Filtersysteme Austria GmbH	3,996	60	820	60	-	12,053	19	1,140	6,761	
MAHLE Componentes de Motores S.A.	3,672	60	242	60	-	19,491	(34)	130	1,105	
MAHLE Industriemotoren-Komponenten GmbH	2,903	60	-	-	-	11,595	-	-	-	
MAHLE Aftermarket Inc.	2,604	60	41	60	-	1,364	2,143	-	81	
MAHLE International GmbH	2,426	60	20,847	60	-	-	11,086	-	52,163	
MAHLE Componentes de Motor de Mexico, S. de R.L. de C.V.	2,338	60	(26)	60	-	4,570	441	-	3	
MAHLE Engine Components India Priv. Ltd.	1,853	60	-	-	-	3,047	58	-	-	
MAHLE Polska Sp. z o.o.	1,376	60	28	60	-	7,523	-	1,016	140	
MAHLE Manufacturing Management Inc	1,116	60	-	-	-	-	1,244	-	-	
MAHLE Engine Components Slovakia s.r.o.	940	60	211	60	-	4,856	-	-	183	
MAHLE Motor Parcalari San. Izmir A.S.	819	60	726	60	-	6,145	-	648	-	
MAHLE Electronics & Mechatronics Technol	781	60	-	-	-	-	1,407	73	3,741	
MAHLE GmbH	749	60	39,165	60	-	2,671	264	1,389	34,892	(*)
MAHLE Kleinmotoren-Komponenten GmbH & Co. KG	634	60	9	60	-	3,151	-	-	85	
MAHLE Engine Systems UK Ltd.	534	60	2,775	60	-	2	519	11,390	618	
MAHLE New Mobility Solutions GmbH XM	507	60	1,010	60	-	1,218	5,115	-	338	
MAHLE Aftermarket Pte. Ltd.	268	60	1,297	60	-	837	-	6,993	(6)	
MAHLE Engine Components (Thailand) Co., Ltd.	248	60	-	-	-	2,615	-	-	-	
MAHLE Compressors Hungary Kft.	219	60	263	60	-	53	399	529	-	
MAHLE Engine Components (Nanjing) Co., Ltd.	116	60	-	-	-	452	-	-	-	
MAHLE Thermal and Fluid Systems Stuttgart GmbH	105	60	7,360	60	-	-	489	-	3,722	
MAHLE Aftermarket Otomotiv Ticaret Anonim Sirketi	104	60	-	-	-	134	-	-	-	
MAHLE Aftermarket South Africa (PTY)	75	60	-	-	-	198	-	-	-	
MAHLE Thermal and Fluid Systems GmbH & Co. KG	64	60	-	-	-	-	284	-	-	
MAHLE Anand Filter Systems Private Limited	56	60	18	60	-	111	-	54	-	
MAHLE Engine Components (Chongqing) Co., Ltd.	44	60	-	-	-	1,847	(13)	-	-	
MAHLE Engine Components (Yingkou) Co., Ltd.	16	60	-	-	-	1,419	(14)	-	-	
MAHLE Thermal and Fluid Systems Dayton L.L.C.	15	60	-	-	-	-	15	-	-	
MAHLE Industries, Inc.	6	60	1,998	60	-	4	(6)	-	3,311	
Mahle Automotive Techonologies (China) Co., Ltd	-	-	2,914	60	-	-	-	-	-	
MAHLE Indústria e Comércio Ltda.	-	-	2,562	60	-	-	-	-	11,306	(**)
MAHLE Engineering Services India Private Limited	-	-	1,188	60	-	-	-	-	-	
MAHLE Aftermarket Italy S.p.A.	-	-	915	60	-	-	-	2,524	-	
MAHLE Thermal and Fluid Systems Korea Co., Ltd.	-	-	791	60	-	-	-	3,340	-	
MAHLE Electric Drives Slovenija d.o.o.	-	-	778	60	-	-	7	2,602	-	
MAHLE Trading (Shanghai) Co., Ltd.	-	-	675	60	-	-	-	1,310	599	
MAHLE Electronics S.L.U.	-	-	223	60	-	-	-	-	-	
MAHLE Engine Components USA, Inc.	-	-	152	60	-	-	18	-	-	
MAHLE Holding (China) Co., Ltd.	-	-	93	60	-	-	-	44	49	
MAHLE Japan Ltd.	-	-	62	60	-	-	-	105	-	
MAHLE Services (Thailand) Ltd.	-	-	49	60	-	-	-	-	123	
MAHLE France SARL	-	-	35	60	-	-	-	-	35	
MAHLE Holding Austria GmbH	-	-	31	60	15,995	-	-	-	-	
MAHLE Filter Systems Philippines Corporation	-	-	6	60	-	-	-	16	-	
MAHLE Holding (India) Private Limited	-	-	3	60	-	-	-	-	1	
MAHLE Engine Components Japan Corporation	-	-	3	60	-	75	-	-	3	
MAHLE S.A.U.	-	-	3	60	-	-	-	-	-	
MAHLE Filter Systems (Tianjin) Co., Ltd.	-	-	1	60	-	-	-	3	-	
MAHLE Behr Service Asia Co., Ltd.	-	-	1	60	-	-	-	416	-	
MAHLE Trading Japan Co., Ltd.	-	-	-	-	-	78	-	386	-	
Mahle de Mexico S. de R.L. de C.V.	-	-	-	-	-	27	-	-	-	
Mahle IndustrieFiltration Gmbh	-	-	-	-	-	-	-	-	282	
MAHLE Electric Drives (Taicang) Co., Ltd.	-	-	-	-	-	-	-	1,151	-	
Mahle Tri-ring Valve Train (Hubei) Co., Ltd	-	-	-	-	-	-	-	261	-	
MAHLE Componente de Motor SRL	-	-	-	-	-	-	-	86	-	
MAHLE Ventiltrieb GmbH	-	-	-	-	-	-	-	4	-	
MAHLE Filtre Sistemleri A.S.	-	-	-	-	-	-	-	41	-	
MAHLE Aftermarket Ltd.	-	-	-	-	-	-	-	-	3	
Total related companies	98,564		137,438		15,995	350,998	61,619	154,810	131,937	
Total related parties	98,564		137,438		15,995	350,998	61,619	154,810	131,937	

(¹) Other purchases: services, property, plant and equipment, trademark license fees, rent, among others.

* Trademark license of R$ 13,335

** Rent of R$ 11,306

*** Realization of term days refers to current assets and current liabilities

MAHLE public (CL0)

MAHLE Metal Leve S.A.

Explanatory notes to the individual and consolidated interim financial statements

Three- and nine-month periods ended September 30, 2026 and 2025

In thousands of reais, unless otherwise indicated.

	Consolidated											
	Balances at 12.31.2025							Transactions from 01.01.2025 to 09.30.2025				
	Current assets			Current liabilities				Sales/revenue		Purchases		
Companies	Receivables (Note 7)	Payment term in days (***)	Dividends and interest on capital receivable	Suppliers (Note 15)	Payment term in days (***)	Dividends and interest on capital payable	Loan	Products	Other	Products	Other	(¹)
Arco Climatização S.A.	-	-	307	-	-	-	-	-	-	-	-	
Associate	-	-	307	-	-	-	-	-	-	-	-	
Related companies												
MAHLE Aftermarket GmbH	14,648	60	-	17,007	60	-	-	81,957	3,393	20,919	8,362	
MAHLE Engine Components USA, Inc.	13,845	60	-	7,046	60	-	-	86,559	-	20,280	2,356	
MAHLE Componenti Motori Italia S.p.A.	9,833	60	-	20	60	-	-	55,997	390	-	-	
MAHLE France SAS	8,613	60	-	-	-	-	-	24,113	-	-	-	
MAHLE International GmbH	5,454	60	-	27,417	60	-	-	-	10,126	-	48,407	
MAHLE Thermal and Fluid Systems Brazil LTDA	5,223	60	-	13,632	60	-	-	4,414	12,345	71,531	1,507	
MAHLE Filter Systems North America, Inc.	4,663	60	-	-	-	-	-	-	16,467	-	-	
MAHLE Filtersysteme Austria GmbH	4,259	60	-	1,378	60	-	-	12,127	-	1,560	1,449	
MAHLE Componentes de Motores S.A.	3,053	60	-	293	60	-	-	20,480	13	160	565	
MAHLE Industriemotoren-Komponenten GmbH	2,645	60	-	-	-	-	-	11,574	-	-	-	
MAHLE Polska Sp. z o.o.	2,466	60	-	200	60	-	-	7,619	-	3,651	473	
MAHLE Engine Components Slovakia s.r.o.	2,125	60	-	31	60	-	-	6,218	-	-	67	
MAHLE Aftermarket S. de R.L. de C.V.	2,093	60	-	-	-	-	-	18,218	-	22	-	
MAHLE Engine Components (Thailand) Co., Ltd.	1,402	60	-	-	-	-	-	3,349	74	-	-	
MAHLE Kleinmotoren-Komponenten GmbH & Co. KG	1,274	60	-	18	60	-	-	3,425	-	3	156	
MAHLE Manufacturing Management Inc	1,243	60	-	31	60	-	-	-	1,983	150	-	
MAHLE Aftermarket Inc.	1,176	60	-	49	60	-	-	671	1,712	28	70	
MAHLE Motor Parcalari San. Izmir A.S.	1,141	60	-	6	60	-	-	12,046	-	1,100	5	
MAHLE Electronics & Mechatronics Technol	1,017	60	-	2,309	60	-	-	3	1,622	-	-	
MAHLE GmbH	610	60	-	20,672	60	-	-	2,506	418	1,261	38,055	(*)
MAHLE Engine Components (Yingkou) Co., Ltd.	542	60	-	-	-	-	-	2,962	-	-	-	
MAHLE Compressors Hungary Kft.	515	60	-	-	-	-	-	-	721	7,689	9,569	
MAHLE Aftermarket Pte. Ltd.	392	60	-	1,066	60	-	-	25	-	8,509	-	
MAHLE Thermal and Fluid Systems Stuttgart GmbH	301	60	-	2,264	60	-	-	-	254	6	2,829	
MAHLE Trading Japan Co., Ltd.	280	60	-	-	-	-	-	-	-	375	-	
MAHLE Engine Components India Priv. Ltd.	262	60	-	-	-	-	-	4,342	-	-	-	
MAHLE Engine Components (Chongqing) Co., Ltd.	226	60	-	-	-	-	-	1,413	-	-	-	
MAHLE Aftermarket South Africa (PTY)	215	60	-	-	-	-	-	902	-	-	-	
MAHLE Engine Components (Nanjing) Co., Ltd.	158	60	-	-	-	-	-	736	-	-	-	
MAHLE Componentes de Motor de Mexico, S. de R.L. de C.V.	130	60	-	459	60	-	-	882	109	640	-	
MAHLE Indústria e Comércio Ltda.	97	60	-	2,391	60	32,996	-	-	-	-	10,291	(**)
MAHLE Anand Filter Systems Private Limited	21	60	-	-	-	-	-	97	-	-	-	
Shanghai MAHLE Thermal Systems Co. Ltd.	20	60	-	-	-	-	-	-	-	-	-	
MAHLE New Mobility Solutions GmbH XM	-	-	-	17,705	60	-	-	-	-	-	547	
MAHLE Engine Systems UK Ltd.	-	-	-	6,417	60	-	-	498	-	9,606	44	
MAHLE Industries, Inc.	-	-	-	4,740	60	-	-	114	-	-	3,799	
MAHLE Japan Ltd.	-	-	-	2,445	60	-	-	-	-	-	-	
MAHLE Thermal and Fluid Systems Korea Co., Ltd.	-	-	-	1,221	60	-	-	-	-	3,203	-	
MAHLE Aftermarket Italy S.p.A.	-	-	-	712	60	-	-	-	-	3,481	12	
MAHLE Trading (Shanghai) Co., Ltd.	-	-	-	471	60	-	-	-	-	1,634	504	
MAHLE Engine Components Japan Corporation	-	-	-	407	60	-	-	35	-	-	85	
MAHLE Electric Drives (Taicang) Co., Ltd.	-	-	-	395	60	-	-	-	-	3,537	-	
MAHLE Engineering Services India Private Limited	-	-	-	264	60	-	-	-	-	-	-	
MAHLE Componente de Motor SRL	-	-	-	149	60	-	-	-	-	201	-	
MAHLE Japan Ltd.	-	-	-	62	60	-	-	2,315	-	227	865	
Mahle Automotive Techonologies (China) Co., Ltd	-	-	-	45	60	-	-	-	-	-	318	
MAHLE Holding Austria GmbH	-	-	-	43	60	-	43,119	-	-	-	-	
MAHLE Electric Drives Slovenija d.o.o.	-	-	-	18	60	-	-	-	10	5,153	-	
MAHLE Aftermarket Ltd.	-	-	-	4	60	-	-	-	-	-	3	
MAHLE Services (Thailand) Ltd.	-	-	-	3	60	-	-	-	-	-	18	
MAHLE S.A.U.	-	-	-	3	60	-	-	-	-	-	-	
MAHLE Holding (India) Private Limited	-	-	-	2	60	-	-	-	-	-	1	
MAHLE Behr Service Asia Co., Ltd.	-	-	-	-	-	-	-	-	-	2,130	-	
MAHLE Compresores, S. de R.L. de C.V.	-	-	-	-	-	-	-	-	-	85	-	
MAHLE Thermal and Fluid Systems Canada ULC	-	-	-	-	-	-	-	-	-	7	-	
MAHLE Filter Systems Philippines Corporation	-	-	-	-	-	-	-	-	-	18	-	
MAHLE chargeBIG GmbH	-	-	-	-	-	-	-	-	-	24	-	
MAHLE Aftermarket Otomotiv Ticaret Anonim Sirketi	-	-	-	-	-	-	-	87	-	-	-	
MAHLE Thermal and Fluid Systems Holding USA Inc.	-	-	-	-	-	-	-	78	-	-	-	
MAHLE Industriebeteiligungen GmbH	-	-	-	-	-	2,438	-	-	-	-	-	
Total related companies	89,942		-	131,395		35,434	43,119	365,762	49,637	167,190	130,357	
Total related parties	89,942		307	131,395		35,434	43,119	365,762	49,637	167,190	130,357	

(¹) Other purchases: services, property, plant and equipment, trademark license fees, rent, among others.

* Trademark license of R$ 18,701

** Rent of R$ 10,291

*** Realization of term days refers to current assets and current liabilities

MAHLE public (CL0)

The Company's transactions with related parties refer to purchases and sales of products and services directly related to its operating activities and are made on terms equivalent to those that prevail in the market.

On September 30, 2026, the subsidiary MAHLE Argentina S.A. has a loan agreement with the Parent Company in the amount of USD 5,536, equivalent to R$ 28,681 (December 31, 2025: R$ 29,563), with interest rate of 5.38% per annum (interest rate of 2.88% of Brazil's sovereign bonds + plus spread of 2.50% per annum). Although the amortization term began in June 2021, MAHLE Argentina S.A. has not yet received authorization to remit the USD because of current foreign exchange restrictions in Argentina. The authorization process is being monitored by the teams of MAHLE Brazil and MAHLE Argentina, without expectation of recovery in the short-term due to payment restrictions imposed by the Argentine government as published through notices A7466, A7532, A7542, A7553, A7595, A7917, A8118, A8074, A8226 and A8417. Regarding the Parent Company's receivable, we did not identify any material risk of foreign exchange losses since the foreign currency exposure is hedged by financial instruments (NDF – Note 29).

The subsidiary MAHLE Metal Leve GmbH has a daily cash management agreement with MAHLE Holding Austria GmbH, with interest at 3-month EURIBOR + 2.5% p.a. and no fixed maturity date. On September 30, 2026, the subsidiary has R$ 15,995 (R$ 43,119 on December 31, 2025) payable recorded in current liabilities from these transactions.

The Company has had a brand licensing agreement with its parent company MAHLE GmbH, which is registered with the National Institute of Industrial Property, in which the licensor establishes the payment of royalties of up to 1% of net sales revenue and the Company is authorized to manufacture and distribute products using the brand "MAHLE". On September 30, 2026, royalty expenses were recognized under "selling expenses - trademark license", in the Parent Company in the amount of R$ 12,165 (September 30, 2025 - R$ 13,530) and in the Consolidated accounts in the amount of R$ 13,335 (September 30, 2025 - R$ 18,701).

Parent company and ultimate parent company

The direct controlling shareholder of the Company is MAHLE Indústria e Comércio Ltda., a limited liability company with its headquarters situated in the city of Mogi Guaçu, State of São Paulo, Brazil.

MAHLE GmbH is the Group's ultimate Parent Company, established as a limited liability company with its head office in the city of Stuttgart, in the Federal Republic of Germany.

Dividends and interest on capital receivable

The breakdown of dividends and interest on capital receivable is presented below:

	Parent Company			
	Balance at 12.31.2025	Addition	Receipt	Balance at 09.30.2026
Subsidiaries				
MAHLE Metal Leve GmbH	-	11,437	(11,437)	-
MAHLE Compressores do Brasil Ltda.	10,807	60,000	(70,807)	-
Associate				
Arco Climatização S.A.	307	8,700	(9,007)	-
Total	11,114	80,137	(91,251)	-

	Consolidated			
	Balance at 12.31.2025	Addition	Receipt	Balance at 09.30.2026
Associate				
Arco Climatização S.A.	307	8,700	(9,007)	-
Total	307	8,700	(9,007)	-

	Parent Company			
	Balance at 12.31.2024	Increase	Receipt	Balance at 09.30.2025
Subsidiary				
MAHLE Metal Leve GmbH	-	38,297	(38,297)	-
MAHLE Compressores do Brasil Ltda.	8,589	73,990	(62,579)	20,000
Associate				
Arco Climatização S.A.	627	2,499	(3,002)	124
Total	9,216	114,786	(103,878)	20,124

	Consolidated			
	Balance at 12.31.2024	Increase	Receipt	Balance at 09.30.2025
Associate				
Arco Climatização S.A.	627	2,499	(3,002)	124
Total	627	2,499	(3,002)	124

Dividends and interest on capital payable

The breakdown of dividends and interest on capital payable is presented below:

	Parent Company and Consolidated				
	Balance at 12.31.2025	Addition	Payment	Prescribed dividends and interest on capital	Balance at 09.30.2026
MAHLE Indústria e Comércio Ltda.	32,996	137,257	(170,253)	-	-
MAHLE Industriebeteiligungen GmbH.	2,438	10,141	(12,579)	-	-
Non-controlling interest	25,075	94,255	(117,103)	(480)	1,747
Total	60,509	241,653	(299,935)	(480)	1,747

	Parent Company and Consolidated				
	Balance at 12.31.2024	Addition	Payment	Prescribed dividends and interest on capital	Balance at 09.30.2025
MAHLE Indústria e Comércio Ltda.	29,421	129,853	(159,274)	-	-
MAHLE Industriebeteiligungen GmbH.	2,175	9,594	(11,769)	-	-
Non-controlling interest	22,850	89,170	(109,638)	(465)	1,917
Total	54,446	228,617	(280,681)	(465)	1,917

(b) Management compensation

According to the Bylaws, the Company's management bodies are the Board of Directors and the Executive Board.

The compensation of the key management personnel, which comprises the executive officers and the Board of Directors, includes salaries, fees, variable benefits and termination pay.

	Parent Company and Consolidated			
	2026		2025	
	Q3 2026	9M 2026	Q3 2025	9M 2025
Statutory officers	2,494	11,415	3,202	9,734
Non-statutory officers	1,162	4,244	1,054	3,129
Total	3,656	15,659	4,256	12,863

The officers receive no share-based compensation.

11. Income tax and social contribution

Income tax and social contribution are calculated at the statutory rates.

a. Reconciliation of income tax and social contribution expense

The reconciliation of the amount that results from applying the combined statutory tax rates with the income tax and social contribution expense recorded in the statement of profit or loss is as follows:

	Parent Company			
	2026		2025	
	Q3 2026	9M 2026	Q3 2025	9M 2025
Income before income tax and social contribution	213,724	716,399	264,768	659,717
Income tax and social contribution at the statutory rate in Brazil (34%)	(72,666)	(243,576)	(90,021)	(224,304)
Effects of permanent differences:				
Equity in the results of subsidiaries and associate	10,282	37,734	4,517	20,700
Interest on equity (paid/received)	-	(49)	(50)	(138)
Inflationary effect generated by subsidiary	5,494	21,250	4,964	20,418
Other, net	677	(494)	3,069	(3,756)
Total income tax and social contribution	(56,214)	(185,136)	(77,521)	(187,080)
Current income tax and social contribution	(46,380)	(172,683)	(62,711)	(210,285)
Deferred income tax and social contribution	(9,834)	(12,453)	(14,810)	23,205
Total income tax and social contribution	(56,214)	(185,136)	(77,521)	(187,080)
Effective rate	26.3%	25.8%	29.3%	28.4%

	Consolidated			
	2026		2025	
	Q3 2026	9M 2026	Q3 2025	9M 2025
Income before income tax and social contribution	236,890	774,538	272,541	675,574
Income tax and social contribution at the statutory rate in Brazil (34%)	(80,543)	(263,343)	(92,664)	(229,695)
Effects of permanent differences:				
Equity in the results of subsidiaries and associate	1,326	4,072	1,050	2,232
Interest on equity (paid/received)	-	(49)	(50)	(138)
Inflationary effect generated by subsidiary	919	5,305	1,218	3,681
Other, net	(970)	10,837	5,230	21,118
Total income tax and social contribution	(79,267)	(243,179)	(85,216)	(202,802)
Current income tax and social contribution	(56,485)	(202,306)	(68,755)	(238,081)
Deferred income tax and social contribution	(22,783)	(40,873)	(16,461)	35,279
Total income tax and social contribution	(79,268)	(243,179)	(85,216)	(202,802)
Effective rate	33.5%	31.4%	31.3%	30.0%

MAHLE public (CL0)

b. *Recognized deferred tax assets and liabilities*

Deferred income tax and social contribution were calculated on temporarily non-deductible provision.

i. *Breakdown of deferred tax assets and liabilities:*

	Parent Company			
	Assets		Liabilities	
	Balance in 09.30.2026	Balance in 12.31.2025	Balance in 09.30.2026	Balance in 12.31.2025
Property, plant and equipment	-	-	(25,437)	(25,214)
Intangible assets	-	-	(107,818)	(108,715)
Financial incentives - Limeira (1)	-	-	(20,883)	(19,651)
Derivatives	3,929	8,717	-	-
Inventory	17,066	17,092	-	-
Potential losses	4,611	4,521	-	-
Provision of commercial bonuses	14,440	13,214	-	-
Provision of employee profit sharing and bonuses	9,509	6,710	-	-
Labor risk provision	32,507	36,918	-	-
Tax risk provision	13,337	13,362	-	-
Warranties risk provision	5,386	9,735	-	-
Environmental risk provision	13,015	13,346	-	-
Other temporarily non-deductible provisions	53,390	55,075	-	-
Tax assets (liabilities)	167,190	178,690	(154,138)	(153,580)
Amount eligible for offsetting	(154,138)	(153,580)	154,138	153,580
Net tax assets (liabilities)	13,052	25,110	-	-

	Consolidated			
	Assets		Liabilities	
	Balance in 09.30.2026	Balance in 12.31.2025	Balance in 09.30.2026	Balance in 12.31.2025
Property, plant and equipment	-	-	(43,484)	(45,321)
Intangible assets	-	-	(107,818)	(107,649)
Financial incentives - Limeira (1)	-	-	(20,883)	(19,651)
Derivatives	3,950	8,717	-	-
Inventory	25,959	25,714	-	-
Potential losses	4,878	4,827	-	-
Provision of commercial bonuses	14,440	13,214	-	-
Provision of employee profit sharing and bonuses	9,515	6,710	-	-
Tax loss carryforwards MAHLE Compressores	22,391	33,234	-	-
Tax loss carryforwards MAHLE Argentina	40,369	39,729	-	-
Labor risk provision	34,106	39,114	-	-
Tax risk provision	13,337	13,362	-	-
Warranties risk provision	7,552	11,942	-	-
Environmental risk provision	13,474	13,837	-	-
Other temporarily non-deductible provisions	75,232	91,707	-	-
Tax assets (liabilities)	265,203	302,107	(172,185)	(172,621)
Amount eligible for offsetting	(172,185)	(172,621)	172,185	172,621
Net tax assets (liabilities)	93,018	129,486	-	-

(1) The taxation of corporate income tax and social contribution on court-awarded receivables (*precatórios*), as described in Note 21.ii, will occur upon financial realization, supported by a writ of mandamus.

Based on projections of future taxable profits approved by management, the Group recognized deferred tax assets for tax losses and deductible temporary differences. The carrying amount of deferred tax assets is reviewed periodically by the Group.

The subsidiaries MAHLE Compressores and MAHLE Argentina have deferred tax assets on tax losses in the amounts of R$ 22,391 and R$ 40,369, respectively, to be offset against future taxable profits. In the case of MAHLE Compressores, tax losses do not expire but are limited to offsetting 30% of taxable profit in each year, according to prevailing legislation. Regarding MAHLE Argentina, the applicable statute of limitations is five years, and the tax losses may also be offset against future taxable income.

ii. Changes in temporary differences:

	Parent Company	Consolidated
Balance as of December 31, 2025	25,110	129,486
(+) Recognized in profit or loss (Note 11.a)	(12,453)	(40,873)
(+) Recognized in other comprehensive income	395	395
(+) Foreign subsidiary translation effects	-	4,010
Balance as of September 30, 2026	13,052	93,018

12. Investments in subsidiaries and associate

											Interest in equity		
	Interest (%)	Current Assets	Non Current Assets	Total Assets	Current Liabilities	Non Current Liabilities	Total Liabilities	Equity	Net operating revenue	Profit (loss) for the period	Investments	Equity in the results of subsidiaries	Elimination of profit on inventory /other assets (equity)
September 30, 2026													
Subsidiaries													
MAHLE Argentina S.A.	99.20	286,130	143,626	429,756	89,329	33,289	122,618	307,138	454,798	(7,138)	304,680	(7,082)	2,538
MAHLE Metal Leve GmbH	100.00	142,999	3,100	146,099	104,318	-	104,318	41,781	432,009	12,919	41,781	12,919	1,204
MAHLE Filtroil Ind. e Com. de Filtros Ltda.	-	-	-	-	-	-	-	-	-	(98)	-	(98)	-
MAHLE Hirschvogel Forjas S.A.	51.00	4,347	1,276	5,623	807	8	815	4,808	-	196	2,452	99	-
MAHLE Compressores do Brasil Ltda.	100.00	326,176	111,223	437,399	178,838	5,817	184,655	252,744	630,491	91,994	252,744	91,994	(2,570)
Subtotal		759,652	259,225	1,018,877	373,292	39,114	412,406	606,471	1,517,298	97,873	601,657	97,832	1,172
Associate													
Arco Climatização S.A.	49.99	81,383	8,457	89,840	64,557	6,086	70,643	19,197	169,282	23,953	9,598	11,977	-
Subtotal		81,383	8,457	89,840	64,557	6,086	70,643	19,197	169,282	23,953	9,598	11,977	-
Total		841,035	267,682	1,108,717	437,849	45,200	483,049	625,668	1,686,580	121,826	611,255	109,809	1,172
December 31, 2025													
Subsidiaries													
MAHLE Argentina S.A.	99.20	270,700	155,942	426,642	105,583	36,629	142,212	284,430	679,349	(13,246)	282,154	(13,139)	(1,599)
MAHLE Metal Leve GmbH	100.00	154,854	3,112	157,966	113,205	-	113,205	44,761	601,940	14,595	44,761	14,595	906
MAHLE Filtroil Ind. e Com. de Filtros Ltda.	100.00	418	48	466	4	3	7	459	-	26	459	26	-
MAHLE Hirschvogel Forjas S.A.	51.00	4,082	1,288	5,370	748	10	758	4,612	-	218	2,352	111	-
MAHLE Compressores do Brasil Ltda.	100.00	278,285	135,430	413,715	186,110	6,855	192,965	220,750	802,597	94,546	220,750	94,546	(481)
Subtotal		708,339	295,820	1,004,159	405,650	43,497	449,147	555,012	2,083,886	96,139	550,476	96,139	(1,174)
Associate													
Arco Climatização S.A.	49.99	65,292	8,027	73,319	60,497	176	60,673	12,646	220,048	29,180	6,323	10,074	-
Subtotal		65,292	8,027	73,319	60,497	176	60,673	12,646	220,048	29,180	6,323	10,074	-
Total		773,631	303,847	1,077,478	466,147	43,673	509,820	567,658	2,303,934	125,319	556,799	106,213	(1,174)
September 30, 2025													
Subsidiaries													
MAHLE Argentina S.A.	99.20	335,620	123,212	458,832	143,589	35,166	178,755	280,077	514,143	(2,177)	277,835	(2,161)	(960)
MAHLE Metal Leve GmbH	100.00	145,868	2,620	148,488	102,391	23,608	125,999	22,489	451,681	(6,742)	22,489	(6,742)	(997)
MAHLE Filtroil Ind. e Com. de Filtros Ltda.	60.00	418	46	464	4	2	6	458	-	25	458	25	-
MAHLE Hirschvogel Forjas S.A.	51.00	4,224	1,280	5,504	823	11	834	4,670	-	276	2,382	141	-
MAHLE Compressores do Brasil Ltda.	100.00	286,003	129,620	415,623	204,484	7,046	211,530	204,093	604,355	65,174	204,093	65,174	(161)
Total geral		772,133	256,778	1,028,911	451,291	65,833	517,124	511,787	1,570,179	56,556	507,257	56,437	(2,118)
Associate													
Arco Climatização S.A.	33.33	74,992	1,226	76,218	47,584	219	47,803	28,415	168,975	19,696	9,471	6,564	-
Subtotal		74,992	1,226	76,218	47,584	219	47,803	28,415	168,975	19,696	9,471	6,564	-
Total geral		847,125	258,004	1,105,129	498,875	66,052	564,927	540,202	1,739,154	76,252	516,728	63,001	(2,118)

	Parent Company						
	Investments accounted for using the equity method	Goodwill	*Impairment*	*Fair value of intangible assets*	*Amortization - Fair value of intangible assets*	Elimination of profit on inventory (Balance at 09.30.2026)	Total -2026
MAHLE Argentina S.A.	304,680	59,549	(59,549)	-	-	(2,566)	302,114
MAHLE Metal Leve GmbH	41,781	-	-	-	-	(647)	41,134
MAHLE Filtroil Ind. e Com. de Filtros Ltda.	-	-	-	-	-	-	-
MAHLE Hirschvogel Forjas S.A.	2,452	35,755	(35,755)	-	-	-	2,452
MAHLE Compressores do Brasil Ltda.	252,744	-	-	-	-	(3,234)	249,510
Sub-Total	601,657	95,304	(95,304)	-	-	(6,447)	595,210
Associate							
Arco Climatização S.A.	9,598	21,699	-	37,204	(5,495)	-	63,006
Sub-Total	9,598	21,699	-	37,204	(5,495)	-	63,006
Total	611,255	117,003	(95,304)	37,204	(5,495)	(6,447)	658,216

	Parent Company						
	Investments accounted for using the equity method	Goodwill	*Impairment*	*Fair value of intangible assets*	*Amortization - Fair value of intangible assets*	Elimination of profit on inventory (Balance at 12.31.2025)	Total -2025
MAHLE Argentina S.A.	282,154	59,549	(59,549)	-	-	(5,104)	277,050
MAHLE Metal Leve GmbH	44,761	-	-	-	-	(1,851)	42,910
MAHLE Filtroil Ind. e Com. de Filtros Ltda.	459	-	-	-	-	-	459
MAHLE Hirschvogel Forjas S.A.	2,352	35,755	(35,755)	-	-	-	2,352
MAHLE Compressores do Brasil Ltda.	220,750	-	-	-	-	(664)	220,086
Sub-Total	550,476	95,304	(95,304)	-	-	(7,619)	542,857
Associate							
Arco Climatização S.A.	6,323	20,085	-	37,204	(2,747)	-	60,865
Sub-Total	6,323	20,085	-	37,204	(2,747)	-	60,865
Total	556,799	115,389	(95,304)	37,204	(2,747)	(7,619)	603,722

The subsidiaries belong to the *"Powertrain and Charging* segment", except the subsidiary MAHLE Filtroil Indústria e Comércio de Filtros Ltda.

MAHLE Argentina S.A.

As mentioned in Note 14, the Group has an impairment of goodwill arising from acquisition of the subsidiary, amounting to R$ 59,549 (Parent Company) and R$ 68,071 (Consolidated).

MAHLE Filtroil Indústria e Comércio de Filtros Ltda.

On April 28, 2026, the Parent Company MAHLE Metal Leve S.A., as the sole owner of MAHLE Filtroil Indústria e Comércio de Filtros Ltda., resolved on the dissolution, winding-up and termination of MAHLE Filtroil Indústria e Comércio de Filtros Ltda. in accordance with article 1033 of the Civil Code, due to a lack of interest in maintaining operations.

The closing balance sheet shows paid-up capital of R$ 29,241, accumulated loss of R$ 28,880 and cash balance of R$ 361, which will be fully distributed to the sole owner after applicable legal deductions. It was further determined that MAHLE Filtroil Indústria e Comércio de Filtros Ltda. has no outstanding liabilities or other assets to be realized or distributed.

Thus, the operations of MAHLE Filtroil Indústria e Comércio de Filtros Ltda. have been permanently stopped, subject to the filing of the dissolution document with JUCESP (Board of Trade of the State of São Paulo) and the cancellation of the entity's registrations with the relevant authorities. The sole owner shall remain liable for any liabilities arising after dissolution within the legal statutory timeframe.

The termination of the entity did not have any material impact on the consolidated financial statements.

MAHLE Hirschvogel Forjas S.A.

The balance sheet and income statement information of the subsidiary MAHLE Hirschvogel Forjas S.A. was considered for consolidation of the Group assuming that the subsidiary will no longer continue as a going concern. Due to the immateriality of these balances for the Group, NBC TG 31 (CPC 31) – Discontinued Operations / IFRS 5 – Presentation and disclosure of discontinued operations does not apply.

As mentioned in Note 14, the Group has an impairment of goodwill arising from acquisition of the subsidiary, amounting to R$ 35,755 (Parent Company and Consolidated).

Acquisition of equity interests

Arco Climatização S.A. (associate)

On December 12, 2025, the Company acquired an additional stake of 16.66% in Arco Climatização S.A. for R$ 18,524, which was paid in December 2025. The Company now holds an interest of 49.99% in this associate.

The acquisitions strengthen the Company's sustainable growth strategy by seeking assets that complement its existing product lines, diversifying its operations, and creating value for shareholders. Further details regarding the acquisition are disclosed in Note 13 to the Financial Statements as of December 31, 2025.

The fair value of intangible assets identified on acquisition is R$ 37,204, which comprises: (i) R$ 8,347 of brands with a useful life of 17 years; and (ii) R$ 28,857 of customer portfolio with a useful life of 9 years. Management has reviewed the assumptions used in the initial measurement and determined additional goodwill of R$ 1,614 based on future earnings expected from the acquired business. Therefore, the acquisition gave rise to goodwill of R$ 21,699 (2025 – R$ 20,085) (including tax impacts), based on expected future earnings of the acquired business. After such review, management concluded that the measurements reflect fairly all available information at the acquisition date and that the procedures and measurements are adequate.

13. Property, plant and equipment and right-of-use assets

Parent Company										
Property, plant and equipment	Balance at 12.31.2025	Additions	Write-offs	Transfer	Depreciation	Depreciation/write-off (deemed cost)	Balance at 09.30.2026	Total cost	Accumulated depreciation	Net book value
Land	52,454	-	-	-	-	-	52,454	52,454	-	52,454
Buildings and construction	56,519	464	-	-	(3,161)	(1,926)	51,896	241,737	(189,841)	51,896
Machinery, equipment and facilities	455,322	53,712	(685)	5,652	(60,816)	(324)	452,861	2,428,727	(1,975,866)	452,861
Furniture and fittings	7,106	935	(3)	(81)	(794)	-	7,163	28,669	(21,506)	7,163
Vehicles	3,008	444	-	90	(817)	-	2,725	22,482	(19,757)	2,725
Construction in progress	914	4,747	-	(2,410)	-	-	3,251	3,251	-	3,251
Advances to suppliers	2,319	4,502	-	(3,251)	-	-	3,570	3,570	-	3,570
Impairment	(2,937)	-	1,171	-	-	-	(1,766)	(1,766)	-	(1,766)
Sub-total	574,705	64,804	483	-	(65,588)	(2,250)	572,154	2,779,124	(2,206,970)	572,154
Right-of-use assets	Balance at 12.31.2025	Additions	Write-offs	Transfer	Depreciation	Depreciation/write-off (deemed cost)	Balance at 09.30.2026	Total cost	Accumulated depreciation	Net book value
Buildings	20,292	-	(252)	-	(7,515)	-	12,525	74,981	(62,456)	12,525
Vehicles	5,235	6,171	(129)	-	(3,413)	-	7,864	27,641	(19,777)	7,864
Transportation equipment	3,272	-	-	-	(1,197)	-	2,075	7,854	(5,779)	2,075
Machinery and equipment	3,659	11,637	(1,453)	-	(889)	-	12,954	16,046	(3,092)	12,954
Sub-total	32,458	17,808	(1,834)	-	(13,014)	-	35,418	126,522	(91,104)	35,418
Total	607,163	82,612	(1,351)	-	(78,602)	(2,250)	607,572	2,905,646	(2,298,074)	607,572

Parent Company										
Property, plant and equipment	Balance at 12.31.2024	Additions	Write-offs	Transfer	Depreciation	Depreciation/write-off (deemed cost)	Balance at 12.31.2025	Total cost	Accumulated depreciation	Net book value
Land	52,454	-	-	-	-	-	52,454	52,454	-	52,454
Buildings and construction	61,167	2,518	-	-	(4,598)	(2,568)	56,519	241,275	(184,756)	56,519
Machinery, equipment and facilities	421,356	105,258	(176)	7,800	(78,674)	(242)	455,322	2,405,727	(1,950,405)	455,322
Furniture and fittings	6,547	1,564	(4)	(18)	(983)	-	7,106	28,760	(21,654)	7,106
Vehicles	2,996	1,019	(4)	85	(1,088)	-	3,008	24,036	(21,028)	3,008
Construction in progress	1,713	1,908	-	(2,707)	-	-	914	914	-	914
Advances to suppliers	3,534	3,945	-	(5,160)	-	-	2,319	2,319	-	2,319
Impairment	(4,093)	-	1,156	-	-	-	(2,937)	(2,937)	-	(2,937)
Sub-total	545,674	116,212	972	-	(85,343)	(2,810)	574,705	2,752,548	(2,177,843)	574,705
Right-of-use assets	Balance at 12.31.2024	Additions	Write-offs	Transfer	Depreciation	Depreciation/write-off (deemed cost)	Balance at 12.31.2025	Total cost	Accumulated depreciation	Net book value
Buildings	22,469	7,965	-	-	(10,142)	-	20,292	74,981	(54,689)	20,292
Vehicles	3,109	5,639	-	-	(3,513)	-	5,235	21,469	(16,234)	5,235
Transportation goods	1,284	3,755	-	-	(1,767)	-	3,272	7,856	(4,584)	3,272
Machinery and equipment	-	3,818	-	-	(159)	-	3,659	4,409	(750)	3,659
Sub-total	26,862	21,177	-	-	(15,581)	-	32,458	108,715	(76,257)	32,458
Total	572,536	137,389	972	-	(100,924)	(2,810)	607,163	2,861,263	(2,254,100)	607,163

In thousands of reais, unless otherwise indicated.

Consolidated												
Property, plant and equipment	Balance at 12.31.2025	Additions	Write-offs	Transfer	Depreciation	Depreciation/write-off (deemed cost)	Gain on monetary items, net	Effect of the currency translation	Balance at 09.30.2026	Total cost	Accumulated depreciation	Net book value
Land	58,535	-	-	-	-	-	-	-	58,535	58,535	-	58,535
Buildings and construction	91,900	1,544	-	111	(4,397)	(1,975)	4,429	(2,491)	89,121	314,908	(225,787)	89,121
Machinery, equipment and facilities	555,301	61,911	(718)	10,181	(69,899)	(323)	4,645	(6,446)	554,652	3,081,459	(2,526,807)	554,652
Furniture and fittings	8,172	1,187	(3)	33	(931)	-	-	(15)	8,443	33,752	(25,309)	8,443
Vehicles	4,368	444	(113)	90	(896)	-	35	(142)	3,786	38,386	(34,600)	3,786
Construction in progress	6,191	5,865	-	(7,398)	-	-	-	(21)	4,637	4,637	-	4,637
Advances to suppliers	2,660	4,740	-	(3,017)	-	-	28	(42)	4,369	4,369	-	4,369
Impairment	(3,035)	-	1,171	-	-	-	-	9	(1,855)	(1,855)	-	(1,855)
Sub-total	724,092	75,691	337	-	(76,123)	(2,298)	9,137	(9,148)	721,688	3,534,191	(2,812,503)	721,688

Right-of-use assets	Balance at 12.31.2025	Additions	Write-offs	Transfer	Depreciation	Depreciation/write-off (deemed cost)	Gain on monetary items, net	Effect of the currency translation	Balance at 09.30.2026	Total cost	Accumulated depreciation	Net book value
Buildings	24,505	-	(252)	-	(8,620)	-	446	(419)	15,660	79,705	(64,045)	15,660
Vehicles	5,480	6,642	(129)	-	(3,656)	-	-	-	8,337	29,680	(21,343)	8,337
Transportation equipment	4,417	1,689	(484)	-	(1,622)	-	-	-	4,000	11,804	(7,804)	4,000
Machinery and equipment	4,549	11,637	(1,452)	-	(1,084)	-	-	-	13,650	17,316	(3,666)	13,650
Sub-total	38,951	19,968	(2,317)	-	(14,982)	-	446	(419)	41,647	138,505	(96,858)	41,647
Total	763,043	95,659	(1,980)	-	(91,105)	(2,298)	9,583	(9,567)	763,335	3,672,696	(2,909,361)	763,335

Consolidated												
Property, plant and equipment	Balance at 12.31.2024	Additions	Write-offs	Transfer	Depreciation	Depreciation/write-off (deemed cost)	Gain on monetary items, net	Effect of the currency translation	Balance at 12.31.2025	Total cost	Accumulated depreciation	Net book value
Land	58,535	-	-	-	-	-	-	-	58,535	58,535	-	58,535
Buildings and construction	92,864	9,692	-	5,180	(7,079)	(4,313)	4,900	(9,344)	91,900	310,029	(218,129)	91,900
Machinery, equipment and facilities	522,628	124,026	(131)	23,406	(89,885)	(3,264)	5,005	(26,484)	555,301	3,012,636	(2,457,335)	555,301
Furniture and fittings	7,614	2,083	(6)	(266)	(1,139)	-	-	(114)	8,172	33,524	(25,352)	8,172
Vehicles	4,959	1,476	(4)	85	(1,230)	-	(140)	(778)	4,368	38,863	(34,495)	4,368
Construction in progress	16,338	7,185	-	(17,334)	-	-	-	2	6,191	6,191	-	6,191
Advances to suppliers	6,068	8,649	-	(11,071)	-	-	(164)	(822)	2,660	2,660	-	2,660
Impairment	(4,341)	66	1,156	-	-	-	-	84	(3,035)	(3,035)	-	(3,035)
Sub-total	704,665	153,177	1,015	-	(99,333)	(7,577)	9,601	(37,456)	724,092	3,459,403	(2,735,311)	724,092

Right-of-use assets	Balance at 12.31.2024	Additions	Write-offs	Transfer	Depreciation	Depreciation/write-off (deemed cost)	Gain on monetary items, net	Effect of the currency translation	Balance at 12.31.2025	Total cost	Accumulated depreciation	Net book value
Buildings	23,023	13,557	-	-	(11,231)	-	35	(879)	24,505	80,251	(55,746)	24,505
Vehicles	3,568	5,766	-	-	(3,854)	-	-	-	5,480	23,038	(17,558)	5,480
Transportation goods	2,774	3,755	-	-	(2,112)	-	-	-	4,417	10,600	(6,183)	4,417
Machinery and equipment	654	4,288	-	-	(393)	-	-	-	4,549	5,679	(1,130)	4,549
Sub-total	30,019	27,366	-	-	(17,590)	-	35	(879)	38,951	119,568	(80,617)	38,951
Total	734,684	180,543	1,015	-	(116,923)	(7,577)	9,636	(38,335)	763,043	3,578,971	(2,815,928)	763,043

MAHLE public (CL0)

Deemed cost

Changes in deemed cost

	Parent Company		
	Balance at 12.31.2025	Depreciation / write-off (deemed cost)	Balance at 09.30.2026
Land	46,905	-	46,905
Buildings and construction	21,837	(1,926)	19,911
Machinery, equipment and facilities	834	(324)	510
Furniture and fittings	9	-	9
Vehicles	1	-	1
	69,586	(2,250)	67,336

	Consolidated		
	Balance at 12.31.2025	Depreciation / write-off (deemed cost)	Balance at 09.30.2026
Land	50,739	-	50,739
Buildings and construction	21,917	(1,975)	19,942
Machinery, equipment and facilities	833	(323)	510
Furniture and fittings	8	-	8
Vehicles	1	-	1
	73,498	(2,298)	71,200

The annual depreciation rates of the property, plant and equipment items on September 30, 2026 are equal to the rates presented at December 31, 2025.

Provision for impairment

The Group has a balance of accumulated impairment losses on property, plant and equipment, substantially related to the machinery and equipment group, recognized in prior years in accordance with NBC TG 01 (CPC 01) (R1) / IAS 36 – Impairment of Assets. Such losses were recognized for assets whose carrying amount exceeded their estimated recoverable amount.

As of September 30, 2026, the balance of these losses totaled R$ 1,766 in the Parent Company (R$ 2,937 as of December 31, 2025) and R$ 1,855 in the Consolidated Financial Statements (R$ 3,035 as of December 31, 2025), with the change during the period arising mainly from asset disposals and foreign currency translation effects.

14. Intangible assets

	Annual amortization rates (%)	Parent Company		Consolidated	
		09.30.2026	12.31.2025	09.30.2026	12.31.2025
Goodwill on merger with subsidiary:					
MAHLE Participações Ltda. (a) (Rings business)	-	568,611	568,611	568,611	568,611
Goodwill on acquisition of subsidiaries:					
MAHLE Argentina S.A. (a)	-	59,549	59,549	68,071	68,071
MAHLE Hirschvogel Forjas S.A. (a)	-	35,755	35,755	35,755	35,755
Cost of acquisition and installation of software (b)	20	57,373	54,608	63,339	60,315
Other (b)	-	-	-	43	47
Usage right and concessions (a)	-	6,289	5,666	6,289	5,666
Usage right and concessions (b)	20	6,219	9,325	6,219	9,325
Provision for impairment of intangible assets (Rings business)	-	(188,654)	(188,654)	(188,654)	(188,654)
Provision for impairment of intangible assets (MAHLE Argentina S.A.)	-	(59,549)	(59,549)	(68,071)	(68,071)
Provision for impairment of intangible assets (MAHLE Hirschvogel Forjas S.A.)	-	(35,755)	(35,755)	(35,755)	(35,755)
		449,838	449,556	455,847	455,310
Accumulated amortization		(61,459)	(60,673)	(67,407)	(66,324)
		388,379	388,883	388,440	388,986

(a) Indefinite useful life
(b) finite useful life

Statement of changes in intangible assets

Parent Company	Balance at 12.31.2025	Additions	Amortization	Transfer	Balance at 09.30.2026	Total cost	Accumulated amortization	Net book value
Goodwill on acquisition of subsidiaries (merged or not)	379,958	-	-	-	379,958	379,958	-	379,958
Cost of acquisition and installation of software	137	282	(616)	2,309	2,112	57,372	(55,260)	2,112
Usage right and concessions	8,788	-	(170)	(2,309)	6,309	12,508	(6,199)	6,309
Total	388,883	282	(786)	-	388,379	449,838	(61,459)	388,379

Parent Company	Balance at 12.31.2024	Additions	Amortization	Balance at 12.31.2025	Total cost	Accumulated amortization	Net book value
Goodwill on acquisition of subsidiaries (merged or not)	379,958	-	-	379,958	379,958	-	379,958
Cost of acquisition and installation of software	757	559	(1,179)	137	54,608	(54,471)	137
Usage right and concessions	8,812	-	(24)	8,788	14,990	(6,202)	8,788
Total	389,527	559	(1,203)	388,883	449,556	(60,673)	388,883

Consolidated	Balance at 12.31.2025	Additions	Amortization	Transfer	Effect of the currency translation	Balance at 09.30.2026	Total cost	Accumulated amortization	Net book value
Goodwill on acquisition of subsidiaries (merged or not)	379,958	-	-	-	-	379,958	379,958	-	379,958
Cost of acquisition and installation of software	235	297	(672)	2,309	(3)	2,166	63,338	(61,172)	2,166
Usage right and concessions	8,788	-	(170)	(2,309)	-	6,309	12,508	(6,199)	6,309
Other	5	-	-	-	2	7	43	(36)	7
Total	388,986	297	(842)	-	(1)	388,440	455,847	(67,407)	388,440

Consolidated	Balance at 12.31.2024	Additions	Amortization	Gain on monetary items, net	Effect of the currency translation	Balance at 12.31.2025	Total cost	Accumulated amortization	Net book value
Goodwill on acquisition of subsidiaries (merged or not)	379,958	-	-	-	-	379,958	379,958	-	379,958
Cost of acquisition and installation of software	1,057	559	(1,373)	-	(8)	235	60,314	(60,079)	235
Usage right and concessions	8,812	-	(24)	-	-	8,788	14,990	(6,202)	8,788
Other	6	-	-	1	(2)	5	48	(43)	5
Total	389,833	559	(1,397)	1	(10)	388,986	455,310	(66,324)	388,986

Impairment

Management is continually monitoring the operations and did not identify in the first nine months of 2026 any significant changes in the operational performance of the Company's Rings business CGU that would justify an adjustment to the amount of the provision for impairment of intangible assets previously recognized.

15. Trade and related-party payables

	Parent Company		Consolidated	
	09.30.2026	12.31.2025	09.30.2026	12.31.2025
Suppliers - Third Party				
Raw material	269,928	179,434	434,310	330,924
Services	84,354	80,094	84,356	80,094
	354,282	259,528	518,666	411,018
Related parties (Note 10)	130,661	98,989	137,438	131,395
	484,943	358,517	656,104	542,413

The Group's exposure to currency and liquidity risks in connection with accounts payable to suppliers is disclosed in Note 29.

Commitments assumed

As of September 30, 2026, the Company and its subsidiaries had bank guarantee letters with various maturity dates to secure judicial proceedings and borrowings, as presented in the table below:

	Parent Company and Consolidated	
	09.30.2026	12.31.2025
Lawsuits	2,862	2,861
Loans	106,183	77,000
	109,045	79,861

16. Borrowings and lease liabilities

a) Borrowings

		Parent Company		Consolidated	
Description		09.30.2026	12.31.2025	09.30.2026	12.31.2025
Borrowings in local currency (BRL)					
FINEP, FINAME and BNDES		153,435	215,442	153,436	215,442
		153,435	215,442	153,436	215,442
Borrowings in foreign currency	Currency				
PFI Patagonia	USD (expressed in BRL)	-	-	257	29
NCE	EUR (expressed in BRL)	1,181,249	1,398,519	1,181,248	1,398,519
		1,181,249	1,398,519	1,181,505	1,398,548
		1,334,684	1,613,961	1,334,941	1,613,990
Current - borrowings in local currency		18,455	147,333	18,455	147,333
Current - borrowings in foreign currency		543,793	598,946	544,050	598,975
Total current		562,248	746,279	562,505	746,308
Non-current - borrowings in local currency		134,980	68,109	134,980	68,109
Non-current - borrowings in foreign currency		637,456	799,573	637,456	799,573
Total non-current		772,436	867,682	772,436	867,682

During the nine-month period ended September 30, 2026, the Parent company took bank loans in the amount of R$ 382,522 (R$ 383,527 Consolidated). During the period, borrowings were as follows:

- BRL 49,000 (USD 9,097.7 ≡ EUR 7,797.8) – BNDES, maturing up to February 2031.
- BRL 33,000 (USD 6,323.6 ≡ EUR 5,489.3) – FINEP, maturing up to September 2040.
- BRL 300,522 (USD 60,000.0 ≡ EUR 51,422.3) – FINEX, maturing up to May 2030.

The Argentine subsidiary took bank loans in the amount of BRL 1,005 as follows:

- BRL 1,005 (USD 194.0 ≡ EUR 171.0) – PFI, maturing up to February 2027.

Legend:
BNDES: Banco Nacional de Desenvolvimento Econômico e Social
FINEP: Financiadora de Estudos e Projetos
FINAME: Financiamento de Máquinas e Equipamentos- BNDES
FINEX: Financial Instrument Exchange
NCE: Export Credit Note
PFI: Proyectos Federales de Innovación
ARS, EUR and USD in thousands

MAHLE public (CL0)

In thousands of reais, unless otherwise indicated.

Changes in borrowings in the first nine months of 2026 and 2025 were as follows:

Parent Company							
	Cash Flow						
01.01.2026	Addition	Principal Amortization	Amortization Interest	Monetary Variation	Appropriation of interest	Exchange Variation	09.30.2026
1,613,961	382,522	(515,660)	(75,418)	913	60,588	(132,222)	1,334,684

Consolidated							
	Cash Flow						
01.01.2026	Addition	Principal Amortization	Amortization Interest	Monetary Variation	Appropriation of interest	Exchange Variation	09.30.2026
1,613,990	383,527	(516,433)	(75,434)	913	60,605	(132,227)	1,334,941

Parent Company							
	Cash Flow						
01.01.2025	Addition	Principal Amortization	Amortization Interest	Monetary Variation	Appropriation of interest	Exchange Variation	09.30.2025
1,030,672	478,811	(6,472)	(25,914)	928	44,031	(65,694)	1,456,362

Consolidated							
	Cash Flow						
01.01.2025	Addition	Principal Amortization	Amortization Interest	Monetary Variation	Appropriation of interest	Exchange Variation	09.30.2025
1,035,123	483,348	(14,802)	(26,108)	928	44,123	(66,223)	1,456,389

At September 30, 2026, the amounts classified into long-term liabilities mature as follows:

	Parent Company and Consolidated
	09.30.2026
2027 (Oct. 2027 to Sept. 2028)	167,332
2028 (Oct. 2028 to Sept. 2029)	285,273
2029 (Oct. 2029 to Sept. 2030)	174,394
2030 (Oct. 2030 to Sept. 2031)	88,675
2031 - More > 10/2031	56,762
	772,436

Restrictive covenants

FINEP II: This financing was granted by the federal government agency FINEP (*Financiadora de Estudos e Projetos*) to partially cover (on average 90%) expenses of several projects under the program "Strategic Innovation Plan" and is secured by a bank guarantee, maturing on November 3, 2027. This financing is tied to the TJLP (long-term interest rate) (September 30, 2026 – 9.14% p.a.) plus a bank spread of 5% p.a. subject to a 4.5% p.a. equalization subsidy and an extra 0.5% p.a. interest rate reduction upon providing a bank guarantee. This agreement contains terms which, if breached, trigger the acceleration of maturity and the forfeiture of interest rate equalization subsidy. The triggers include: misuse of funds, change of effective control of the Company, overdue amounts payable to FINEP, inaccuracy of information provided to FINEP by the Company, and suspension of projects.

FINEP III: This financing was granted by the federal government agency FINEP (*Financiadora de Estudos e Projetos*) to partially cover (on average 90%) expenses of several projects under the program "Strategic Innovation Plan" and is secured by a bank guarantee, maturing on September 23, 2027. This financing is tied to the interest rate TR (September 30, 2026 – 2.0165% p.a.) plus a bank spread of 3% p.a. subject to an additional 0.7% p.a. interest rate reduction upon providing a bank guarantee. This agreement contains terms which, if breached, trigger the acceleration clause. The triggers include: misuse of funds, change of effective control of the Company, overdue amounts payable to FINEP, inaccuracy of information provided to FINEP by the Company, and suspension of projects.

NCE – Export Credit Note

Subject to the Company's right to a full defense, triggers that activate acceleration clause include: (i) misuse of funds; (ii) change of effective control of the Company; (iii) overdue amounts payable; (iv) inaccuracy of information provided; (v) suspension of project; (vi) disposal of assets; (vii) failure to pay principal or interest by the due date, among others.

This clause also activates upon financial covenant breaches and/or declaration of acceleration of maturity of financial instruments entered into by the Company's subsidiaries.

At September 30, 2026, there are no missed principal or interest payments or covenant breaches.

b) Lease liabilities

The incremental borrowing rates determined by the Group for lease liabilities are as follows:

Contracts by term and discount rate	Terms of the lease	Discount rate
Lease of buildings (Argentina) -Subsidiary	3 years	13.41%
Lease of buildings (Brazil)- Parent Company	5 years	14.24%
Lease of vehicles (Brazil)- Parent Company	3 years	14.24% -15.49%
Lease of vehicles (Brazil)-Subsidiary	2 years	12.42%- 12.74%
Lease of transportation equipment (Brazil) – Parent Company	1 year and 5 years	15.02% - 15.49%
Lease of machinery and equipment (Brazil) - Parent Company	10 years	15.39%
Lease of machinery and equipment (Argentina) -Subsidiary	3 years	16.32%
Lease of machinery and equipment (Brazil) -Subsidiary	3 years / 5 years	12.42%- 12.74%

The movement in lease liabilities is shown below:

	Parent Company	Consolidated
At December 31, 2025	36,234	43,582
Addition	17,808	19,968
Write-off	(1,834)	(2,318)
Lease payments	(17,010)	(20,014)
Interest	4,013	4,605
Exchange rate variation	-	(79)
At September 30, 2026	39,211	45,744

As required by NBC TG 06 (CPC 06) (R2)/IFRS 16- Leases, the Company presents in the table below an aging analysis of its contracts, reconciled to the balance appearing in the balance sheet:

	Parent Company	Consolidated
	09.30.2026	09.30.2026
Up to 12 months	19,368	22,363
13 to 24 months	9,297	11,442
25 to 36 months	2,021	2,845
37 to 48 months	917	1,379
49 to 60 months	1,054	1,161
Over 60 months	6,554	6,554
Total	39,211	45,744
Current	19,368	22,363
Non current	19,843	23,381
Total	39,211	45,744

The movements in right-of-use assets are presented in Note 13.

MAHLE public (CL0)

17. Salaries, vacation pay and social charges

	Parent Company		Consolidated	
	09.30.2026	12.31.2025	09.30.2026	12.31.2025
Accrued vacation pay/Christmas bonus	111,514	49,598	132,285	62,629
Employee profit sharing/ Bonuses	27,967	41,161	34,626	50,005
INSS /FGTS	22,516	22,127	24,133	23,600
Other social security obligations	5,883	6,012	10,057	11,534
Total	167,880	118,898	201,101	147,768

18. Taxes and contributions payable

	Parent Company		Consolidated	
	09.30.2026	12.31.2025	09.30.2026	12.31.2025
State taxes	10,933	14,692	12,003	15,428
ICMS payable	10,933	14,692	11,224	14,892
Other	-	-	779	536
Federal taxes	14,313	39,519	20,747	49,909
Import tax	8,709	16,633	9,638	17,439
IRRF	4,105	7,363	4,136	10,483
IPI payable	1,494	4,063	1,684	4,062
COFINS payable	4	9,469	1,856	11,295
PIS payable	1	1,991	248	2,388
Other	-	-	3,185	4,242
Municipal taxes	4,316	-	4,768	589
Taxes and contributions payable	29,562	54,211	37,518	65,926
Income tax and social contribution	22,224	-	27,128	124
Income tax and social contribution payable	22,224	-	27,128	124
Current liabilities	51,786	54,211	64,646	66,050

MAHLE public (CL0)

19. Sundry provision

	Parent Company					
	Losses on contracts	Commercial bonuses	Electric power	Employee benefits	Other	Total
At December 31, 2025	13,297	38,867	6,674	2,730	3,843	65,411
Reversal	(118)	(3,000)	-	-	(3,843)	(6,961)
Payment	-	(43,197)	(6,674)	(2,000)	-	(51,871)
Increase in provision	384	49,800	9,282	2,531	1,511	63,508
At September 30, 2026	13,563	42,470	9,282	3,261	1,511	70,087

	Consolidated						
	Losses on contracts	Commercial bonuses	Restructuring	Electric power	Employee benefits	Other	Total
At December 31, 2025	14,171	38,867	684	7,307	2,730	8,025	71,784
Reversal	(118)	(3,000)	-	-	-	(4,139)	(7,257)
Payment	-	(43,197)	-	(7,307)	(2,000)	(2,962)	(55,466)
Increase in provision	384	49,800	-	10,065	3,102	6,821	70,172
Effect of the currency translation	(91)	-	-	-	-	(311)	(402)
At September 30, 2026	14,346	42,470	684	10,065	3,832	7,434	78,831

20. Provision for warranties

The Group guarantees the quality of its products, assuming responsibility for providing replacements and repairs for customers for defective products.

	Parent Company	Consolidated
At December 31, 2025	28,633	35,124
Reversal	(10,033)	(10,119)
Payment	(6,884)	(6,895)
Increase in provision	4,126	4,185
Effect of the currency translation	-	(87)
At September 30, 2026	15,842	22,208

MAHLE public (CL0)

21. Provision for contingencies and judicial deposits linked to judicial proceedings

The Group is a party to civil, labor and tax proceedings in progress both at the administrative and judicial level, which, when applicable, are supported by judicial deposits. The provision for these proceedings were recorded considering the estimates made by management assisted by their legal advisors, for proceedings in which the likelihood of loss was assessed as probable and other unrelated legal obligations, as detailed in the table below:

	Parent Company					
	Civil and labor	Tax	Environmental liability	Subtotal	Judicial deposits	Total
At December 31, 2025	108,580	54,161	39,254	201,995	(26,035)	175,960
Increase in provision	19,362	564	4,325	24,251	(1,946)	22,305
Monetary restatements	9,517	1,926	-	11,443	130	11,573
Used	(29,349)	(1,417)	(5,298)	(36,064)	4,103	(31,961)
Reversal	(12,502)	-	-	(12,502)	1,283	(11,219)
Transfer	-	-	-	-	180	180
At September 30, 2026	95,608	55,234	38,281	189,123	(22,285)	166,838

	Consolidated					
	Civil and labor	Tax	Environmental liability	Subtotal	Judicial deposits	Total
At December 31, 2025	115,041	55,398	40,697	211,136	(26,201)	184,935
Increase in provision	20,004	564	4,448	25,016	(1,946)	23,070
Monetary restatements	10,261	1,926	-	12,187	130	12,317
Used	(31,415)	(1,417)	(5,298)	(38,130)	4,254	(33,876)
Reversal	(13,432)	(3)	(72)	(13,507)	1,283	(12,224)
Transfer	-	-	-	-	180	180
Effect of the currency translation	(147)	(127)	(145)	(419)	-	(419)
At September 30, 2026	100,312	56,341	39,630	196,283	(22,300)	173,983

i. Proceedings involving the risk of possible loss

On September 30, 2026, the Group had labor, civil, environmental and tax proceedings brought before the proper authorities in the amount of R$ 485,614 (December 31, 2025 - R$ 373,831), which were assessed by the Group's management as having a risk of possible loss, and, therefore, were not provided for in the interim financial statements.

Presented below is the breakdown of contingent liabilities with a risk of possible loss:

Judicial sphere	09.30.2026	12.31.2025
Tax (¹)	404,399	347,724
Civil proceedings	575	37
Environmental proceedings	87	96
Consumer proceedings	-	1,442
Labor proceedings and Social Security proceedings	80,553	24,532
Total	485,614	373,831

(¹) ICPC 22/IFRIC 23 – *Uncertainty over Income Tax Treatments*

The Company was contesting the tax assessments issued in prior years related to taxation of profits earned by its subsidiaries domiciled abroad. On October 16, 2024, the Company received a new tax assessment concerning the same issue relating to 2021 and 2022 fiscal years. The Company argues that the assessments are illegal and is contesting them at the administrative level. The Company's legal advisors continue to maintain the position regarding the uncertain tax treatment with a possible loss probability, as per ICPC 22/IFRIC 23 - Uncertainty over Income Tax Treatments. The amount under dispute based on the best estimate of management in conjunction with its legal advisors, is approximately R$ 313,107 (R$ 278,114 as of December 31, 2025).

ii. Active lawsuit

Tax incentive granted by Municipality

The Company had a contingent asset related to the municipal financial incentive proceeding which was judged in favor of it in September 2019.

The asset was considered contingent due to significant uncertainty relating to the length of time it would take to enforce a judgment as to the method and amount of payment.

In July 2022, the Company obtained a certificate of final, unappealable decision, then it became virtually certain that the gain will occur and that the Company has control over the asset, even though the asset is a receivable, and some uncertainty exists about the length of time it will take to have a definitive solution as to the method of payment.
In June 2024, the Company's asset was recognized by the Limeira city government and included in the municipal budget, thus the gain became more certain to be realized.

The asset was recognized to the extent it is realizable, based on management's best estimate of cash flows to be generated from the asset.

At September 30, 2026, the balance discounted to present value is recorded at the gross amount of R$ 61,421 (December 31, 2025: R$ 57,798) within 'other assets' in non-current assets.

This asset is restated based on the consumer price index IPCA +2% per annum (which supersedes Selic) in conformity with Constitutional Amendment No. 136/2025 enacted in September 2025.

iii. Contingent assets

Compulsory loan - Eletrobras

The Eletrobras compulsory loan was created by Law 4156/62, with the aim of increasing the funds from the federal government for investments in the expansion of the national electricity sector. Said Law was regulated by Decree Law 1512/76, charging companies with a monthly consumption equal to or above 2,000 kw/h according to the electricity bills issued by the electricity distribution companies. The annual amount of the contributions between 1977 and 1993 constitutes credit in favor of the contribution payers.

The legislation set a maximum term of 20 years for returning the compulsory loan to the contribution payers, giving Eletrobras the option to advance this return through the conversion of the credits into shares of its stock. Before converting the credits into shares, the credits were adjusted based on an index and quantifier called Standard Unit (UP).

The compulsory loan was charged to companies monthly through their electricity bills and consolidated during the year but only adjusted by UP in January of the following year, causing lack of monthly monetary adjustment during the years of payment as well as interest. This procedure resulted in significant financial loss to the contribution payers, especially during periods in which the monthly inflation rates were very high. In order to recover the adequate monetary adjustment and interest lost by applying the methodology of Eletrobras, the Company filed a lawsuit seeking credits arising from the monetary adjustment of the principal, interest, interest in arrears and other amounts owed by Eletrobras on compulsory loans.

There was a judgment on the merits and Eletrobras filed an appeal, which was denied, and the judgment became final and unappealable in 2019 in favor of the Company, however there is yet the phase where the judgment will be enforced and the actual amounts to be settled will be determined. The final favorable court decision obtained allows us to conclude that future economic benefits may flow to the Company. Receiving an unappealable, final favorable court decision allows us to believe that an inflow of economic benefits may occur in the future.

On September 30, 2025, Eletrobras filed an appeal against the decision issued on September 7, 2025 that ratified the calculations.

However, on September 30, 2026, there are significant uncertainties about the amount and timing of those inflows. Therefore, it is not practicable to determine that it is virtually certain that an inflow of economic benefits will arise and that the Company controls the assets, implying that the potential gain is not recognized in the financial statements until it turns virtually certain.

22. Equity

a. Share capital

On September 30, 2026 and 2025, subscribed and paid-up capital was represented by the following number of shares with no par value:

	Number of shares	
Mahle Indústria e Comércio Ltda.	76,985,132	56.8%
Mahle Industriebeteiligungen GmbH	5,687,992	4.2%
Non-controlling shareholders	52,865,876	39.0%
Total	135,539,000	100.0%

The Company is authorized to increase its share capital up to a limit of 50,000,000 (fifty million) common shares, without the need to amend its bylaws, upon resolution of the Board of Directors, which shall determine the number of shares to be issued, the issuance period, and the terms and conditions for their subscription and payment.

b. Appropriation of profit for the year

There were no changes in the policies regarding dividends, interest on capital and revenue reserves in relation to those applied in the financial statements for the year ended December 31, 2025.

At the Shareholders' General Meeting held on April 29, 2026, the shareholders approved the payment of proposed additional dividends for the fiscal year ended December 31, 2025 in the amount of R$ 241,653, corresponding to R$ 1.7829040082 per common share, these dividends were paid on May 27, 2026 without withholding income tax pursuant to Law No. 9249/95, article 10.b.

On December 11, 2025, the Board of Directors approved the distribution of interest on capital in the gross amount of R$ 27,943, relating to the period between October 1, 2025 to December 31, 2025. The payment of this interest on capital was made on May 27, 2026, at R$ 0.2061587712 per common share with 15% withholding income tax, resulting in net interest on capital at R$ 0.1752349555 per common share.

c. *Carrying value adjustments*

The changes in Carrying value adjustments are detailed in the table below:

	Parent Company and Consolidated
Adjustments to financial instruments and deemed cost	
At December 31, 2025	28,759
Cash flow hedge, net	(766)
Deemed cost, net	(535)
At September 30, 2026	27,458
At December 31, 2024	27,736
Cash flow hedge, net	2,678
Deemed cost, net	(443)
At September 30, 2025	29,971

	Parent Company and Consolidated
Cumulative translation adjustments	
At December 31, 2025	(864,196)
Subsidiary MAHLE Argentina S.A.	(32,893)
Subsidiary MAHLE Metal Leve GmbH	(4,411)
Subsidiary MAHLE Metal Leve GmbH- reflex	(50)
At September 30, 2026	(901,550)
At December 31, 2024	(719,992)
Subsidiary MAHLE Argentina S.A.	(136,323)
Subsidiary MAHLE Metal Leve GmbH	(1,368)
Subsidiary MAHLE Metal Leve GmbH- reflex	(1,007)
At September 30, 2025	(858,690)

23. Earnings per share (EPS)

In compliance with CVM Resolution 636/2010 which approved Technical Pronouncement NBC TG 41/ IAS 33 (CPC 41) - Earnings per share, the Company presents the following information on earnings per share.

The following table reflects the income and share data used in the basic and diluted EPS calculations:

	Q3 2026	9M 2026	Q3 2025	9M 2025
Profit attributable to owners of the parent	157,510	531,263	187,247	472,637
Weighted average number of common shares held by shareholders	135,539,000	135,539,000	135,539,000	135,539,000
Basic earnings per share (R$ per share)	1.16210	3.91963	1.38150	3.48709

There are no diluted earnings per share for the Company.

24. Net operating revenue

Revenue is derived from two markets: Original equipment (OEM), where customers are car makers, and Aftermarket, where customers are large auto parts distributors and engine overhaul companies.

The following table shows the breakdown of net operating revenue and by market:

	Parent Company			
	2026		2025	
	Q3 2026	9M 2026	Q3 2025	9M 2025
Gross revenue				
Products	1,327,501	3,708,063	1,377,079	3,848,561
Services	27,238	80,354	27,263	84,597
Total revenue with products + services	1,354,739	3,788,417	1,404,342	3,933,158
Deductions from sales:				
Taxes on sales	(262,441)	(744,064)	(269,503)	(755,683)
Discounts, returns and sales incentives	(29,617)	(77,145)	(24,807)	(67,649)
Net revenue	1,062,681	2,967,208	1,110,032	3,109,826
Revenue by market				
Original equipment	609,959	1,682,471	617,467	1,728,678
Aftermarket	452,722	1,284,737	492,565	1,381,148
Net revenue	1,062,681	2,967,208	1,110,032	3,109,826

	Consolidated			
	2026		2025	
	Q3 2026	9M 2026	Q3 2025	9M 2025
Gross revenue				
Products	1,806,394	5,109,669	1,833,759	5,173,682
Services	24,378	73,396	24,319	73,216
Total revenue with products + services	1,830,772	5,183,065	1,858,078	5,246,898
Deductions from sales:				
Taxes on sales	(323,486)	(914,895)	(325,988)	(915,317)
Discounts, returns and sales incentives	(96,964)	(269,281)	(86,749)	(250,437)
Net revenue	1,410,322	3,998,889	1,445,341	4,081,144
Revenue by market				
Original equipment	911,208	2,570,598	892,918	2,538,086
Aftermarket	499,114	1,428,291	552,423	1,543,058
Net revenue	1,410,322	3,998,889	1,445,341	4,081,144

Net operating revenue by Country

No customer accounts for more than 10% of total consolidated net revenue.

	Consolidated							
	3Q 2026	%	9M 2026	%	3Q 2025	%	9M 2025	%
Domestic market (Brazil and Argentina)	1,019,403	72.3%	2,885,716	72.2%	1,049,247	72.6%	2,922,854	71.6%
Brazil	949,676	67.3%	2,693,391	67.4%	956,724	66.2%	2,663,454	65.3%
Argentina	69,727	4.9%	192,325	4.8%	92,523	6.4%	259,400	6.4%
Foreign market	390,919	27.7%	1,113,173	27.8%	396,094	27.4%	1,158,290	28.4%
USA	116,653	8.3%	313,098	7.8%	108,286	7.5%	326,358	8.0%
Germany	51,315	3.6%	160,027	4.0%	59,692	4.1%	169,843	4.2%
Mexico	28,741	2.0%	71,799	1.8%	18,871	1.3%	57,486	1.4%
Spain	22,137	1.6%	73,217	1.8%	16,148	1.1%	62,913	1.5%
Italy	21,687	1.5%	66,723	1.7%	20,199	1.4%	59,046	1.4%
Sweden	15,411	1.1%	40,173	1.0%	18,977	1.3%	49,624	1.2%
France	10,361	0.7%	29,381	0.7%	9,172	0.6%	29,800	0.7%
Paraguay	7,837	0.6%	24,591	0.6%	6,651	0.5%	21,083	0.5%
Portugal	7,393	0.5%	19,706	0.5%	6,718	0.5%	20,690	0.5%
India	7,046	0.5%	16,714	0.4%	5,727	0.4%	16,890	0.4%
Austria	7,031	0.5%	19,397	0.5%	8,990	0.6%	21,154	0.5%
Chile	5,702	0.4%	17,610	0.4%	6,580	0.5%	18,557	0.5%
Canada	5,599	0.4%	17,684	0.4%	5,888	0.4%	21,946	0.5%
Colombia	5,598	0.4%	14,982	0.4%	6,267	0.4%	16,223	0.4%
Bolivia	3,029	0.2%	9,930	0.2%	4,371	0.3%	8,615	0.2%
Peru	2,531	0.2%	10,960	0.3%	4,472	0.3%	14,937	0.4%
Turkey	1,779	0.1%	6,479	0.2%	2,708	0.2%	12,248	0.3%
Others	71,069	5.0%	200,702	5.0%	86,377	6.0%	230,877	5.7%
Total	1,410,322	100.0%	3,998,889	100.0%	1,445,341	100.0%	4,081,144	100.0%

25. Cost of sales and services

Cost of sales and services by nature are as follows:

	Parent Company			
	2026		2025	
	Q3 2026	9M 2026	Q3 2025	9M 2025
Raw material and others materials	(432,012)	(1,206,258)	(454,807)	(1,260,489)
Personnel and benefits	(198,070)	(561,542)	(198,226)	(555,421)
Utilities and services	(68,316)	(191,220)	(68,425)	(186,606)
Depreciation and amortization	(24,956)	(74,621)	(24,126)	(71,223)
Other	(33,426)	(71,729)	(31,119)	(126,310)
Total	(756,780)	(2,105,370)	(776,703)	(2,200,049)

	Consolidated			
	2026		2025	
	Q3 2026	9M 2026	Q3 2025	9M 2025
Raw material and others materials	(611,251)	(1,762,936)	(639,111)	(1,813,365)
Personnel and benefits	(229,021)	(657,004)	(219,268)	(630,472)
Utilities and services	(80,981)	(232,111)	(80,538)	(218,807)
Depreciation and amortization	(28,588)	(85,393)	(26,419)	(85,148)
Other	(57,980)	(133,999)	(65,555)	(194,069)
Total	(1,007,821)	(2,871,443)	(1,030,891)	(2,941,861)

26. Expenses by nature

26.1 Selling expenses and distribution

Selling expenses and distribution by nature are as follows:

	Parent Company			
	2026		2025	
	Q3 2026	9M 2026	Q3 2025	9M 2025
Freight	(22,807)	(61,324)	(21,328)	(74,711)
Personnel and benefits	(21,064)	(60,205)	(19,197)	(55,632)
Professional services/service orders	(7,256)	(18,857)	(7,911)	(23,417)
General expenses	(4,732)	(12,661)	(4,795)	(12,994)
Variable selling expenses	(4,694)	(13,536)	(5,423)	(14,387)
Trademark license	(4,242)	(12,165)	(4,352)	(13,530)
Materials and utilities	(2,775)	(8,107)	(2,980)	(7,628)
Advertising	(2,571)	(5,999)	(1,889)	(7,268)
Travel and entertainment allowance	(1,580)	(4,178)	(1,332)	(4,226)
(Reversal of) provision for impairment of trade receivables	(340)	(325)	61	368
Depreciation	(160)	(474)	(154)	(767)
Other expenses	(2,356)	(6,410)	(1,913)	(6,229)
Total	(74,577)	(204,241)	(71,213)	(220,421)

	Consolidated			
	2026		2025	
	Q3 2026	9M 2026	Q3 2025	9M 2025
Personnel and benefits	(27,780)	(76,360)	(24,075)	(70,053)
Freight	(25,242)	(67,939)	(24,269)	(83,797)
Professional services/service orders	(9,428)	(25,102)	(9,342)	(29,539)
Variable selling expenses	(7,562)	(21,252)	(8,716)	(22,082)
General expenses	(6,857)	(19,349)	(7,195)	(20,060)
Trademark license	(4,460)	(13,335)	(6,070)	(18,701)
Advertising	(3,228)	(7,913)	(2,439)	(9,537)
Materials and utilities	(3,103)	(9,210)	(3,432)	(8,853)
Travel and entertainment allowance	(1,697)	(4,615)	(1,415)	(4,530)
(Reversal of) provision for impairment of trade receivables	(1,658)	(1,346)	(27)	1,999
Depreciation	(217)	(618)	(202)	(911)
Other expenses	(5,831)	(16,780)	(6,182)	(22,304)
Total	(97,063)	(263,819)	(93,364)	(288,368)

MAHLE public (CL0)

26.2 General and administrative expenses

General and administrative expenses by nature are as follows:

	Parent Company			
	2026		2025	
	Q3 2026	9M 2026	Q3 2025	9M 2025
Personnel and benefits	(13,104)	(39,528)	(12,044)	(35,259)
Professional services/service orders	(9,496)	(26,720)	(8,083)	(23,418)
Management	(3,656)	(15,659)	(4,256)	(12,863)
Taxes	(2,449)	(8,101)	(2,188)	(6,630)
Maintenance	(1,207)	(3,163)	(1,104)	(3,279)
Depreciation	(1,137)	(3,800)	(1,199)	(3,517)
Materials and utilities	(989)	(3,109)	(1,018)	(2,880)
Travel and entertainment allowance	(325)	(1,055)	(289)	(904)
Other expenses	(3,385)	(11,783)	(3,850)	(12,023)
Total	(35,748)	(112,918)	(34,031)	(100,773)

	Consolidated			
	2026		2025	
	Q3 2026	9M 2026	Q3 2025	9M 2025
Personnel and benefits	(16,429)	(49,226)	(15,926)	(47,932)
Professional services/service orders	(14,416)	(40,245)	(10,411)	(32,763)
Management	(3,656)	(15,659)	(4,256)	(12,863)
Taxes	(2,811)	(8,652)	(2,645)	(7,685)
Maintenance	(1,817)	(4,650)	(1,630)	(4,762)
Depreciation	(1,728)	(5,561)	(2,776)	(6,103)
Materials and utilities	(1,339)	(4,158)	(1,659)	(5,869)
Travel and entertainment allowance	(350)	(1,197)	(310)	(970)
Other expenses	(4,892)	(14,649)	(4,483)	(14,167)
Total	(47,438)	(143,997)	(44,096)	(133,114)

26.3 Technology and product development expenses

The technology and product research and development expenses by nature are as follows:

	Parent Company			
	2026		2025	
	Q3 2026	9M 2026	Q3 2025	9M 2025
Personnel and benefits	(8,571)	(26,504)	(8,237)	(25,146)
General expenses	(2,028)	(5,096)	(1,206)	(5,070)
Materials/utilities	(1,324)	(3,329)	(1,072)	(2,416)
Maintenance	(1,080)	(2,609)	(944)	(2,340)
Depreciation	(627)	(1,922)	(531)	(1,747)
Professional services/service orders	(611)	(1,636)	(607)	(1,927)
Other (expenses) income	(686)	(1,734)	(988)	(2,145)
Total	(14,927)	(42,830)	(13,585)	(40,791)

	Consolidated			
	2026		2025	
	Q3 2026	9M 2026	Q3 2025	9M 2025
Personnel and benefits	(9,759)	(29,976)	(9,325)	(28,388)
Professional services/service orders	(3,688)	(8,451)	(3,520)	(7,189)
General expenses	(2,512)	(7,522)	(2,360)	(6,686)
Materials/utilities	(1,406)	(3,535)	(1,152)	(2,608)
Maintenance	(1,096)	(2,631)	(970)	(2,393)
Depreciation	(635)	(1,943)	(541)	(1,771)
Other (expenses) income	(961)	(2,433)	(956)	(2,990)
Total	(20,057)	(56,491)	(18,824)	(52,025)

27. Finance income (expenses), net

	Parent Company			
	2026		2025	
	Q3 2026	9M 2026	Q3 2025	9M 2025
Finance income				
Exchange variation	13,553	132,777	36,225	158,132
Interest	8,367	30,959	7,633	18,344
Derivative financial instruments	3,277	27,723	9,608	38,744
Monetary variation gains	564	5,761	2,095	10,176
Other	2,097	7,131	3,316	8,508
	27,858	204,351	58,877	233,904
Finance expenses				
Interest	(22,317)	(65,958)	(25,830)	(89,307)
Exchange variations	(11,206)	(62,959)	(8,361)	(122,265)
Monetary variation losses	(4,342)	(12,854)	(7,056)	(18,162)
Derivative financial instruments	(2,324)	(8,059)	(1,778)	(7,889)
Other	(443)	(3,649)	(2,299)	(4,065)
	(40,632)	(153,479)	(45,324)	(241,688)
Finance income (expenses), net	(12,774)	50,872	13,553	(7,784)

	Consolidated			
	2026		2025	
	Q3 2026	9M 2026	Q3 2025	9M 2025
Finance income				
Exchange variation	23,406	167,827	65,849	239,407
Interest	12,856	43,034	10,013	25,227
Derivative financial instruments	3,628	28,614	9,860	39,986
Monetary variation gains	2,575	9,970	5,093	15,898
Other	2,098	7,132	3,316	8,508
	44,563	256,577	94,131	329,026
Finance expenses				
Interest	(23,247)	(68,693)	(26,734)	(92,155)
Exchange variations	(21,711)	(98,856)	(43,368)	(210,824)
Monetary variation losses	(11,374)	(12,110)	(24,310)	(42,150)
Derivative financial instruments	(2,874)	(10,345)	(2,276)	(10,387)
Other	(2,569)	(8,526)	(4,155)	(9,832)
	(61,775)	(198,530)	(100,843)	(365,348)
Finance income (expenses), net	(17,212)	58,047	(6,712)	(36,322)

28. Other operating income (expenses), net

	Parent Company			
	2026		2025	
	Q3 2026	9M 2026	Q3 2025	9M 2025
Other income				
Taxes recovered (1)	5,212	14,402	1,184	1,756
Reversal of provision for labor, civil and tax contingencies	4,414	12,501	19,944	37,845
Bank incentive related to employee payroll accounts	1,066	3,162	1,066	3,162
Reversal of provision for obsolescence (Property, plant and equipment)	127	1,167	273	896
Gains on disposal of assets /other	58	73	-	76
Reversal of provision for product losses	-	118	-	46
Reversal of provision for environmental liabilities	-	-	-	1,254
Other income	1,465	2,377	904	4,300
	12,342	33,800	23,371	49,335
Other expenses				
Provision for labor, civil and tax contingencies and other procedural expenses	(9,456)	(27,149)	(10,246)	(33,260)
PIS and COFINS on other income	(1,108)	(3,528)	(1,026)	(4,078)
Amortization of Purchase Price Allocation (PPA) – Arco Climatização S.A.	(879)	(2,748)	(549)	(2,197)
Losses on disposal of assets /other	(4)	(689)	-	(67)
Provision for Environmental	-	(4,325)	(905)	(905)
Provision for product losses	-	(384)	-	(1,949)
Other expenses	(1,445)	(4,779)	(1,818)	(8,107)
	(12,892)	(43,602)	(14,544)	(50,563)
Other operating income (expenses), net	(550)	(9,802)	8,827	(1,228)

In thousands of reais, unless otherwise indicated.

	Consolidated			
	2026		2025	
	Q3 2026	9M 2026	Q3 2025	9M 2025
Other income				
Taxes recovered (1)	5,212	14,402	1,184	1,756
Reversal of provision for labor, civil and tax contingencies	4,850	13,432	20,259	39,921
Reversal of provision for income tax on foreign remittance	3,162	3,162	-	-
Bank incentive related to employee payroll accounts	1,145	3,399	1,145	3,399
Reversal of provision for obsolescence (Property, plant and equipment)	127	1,167	273	896
Gains on disposal of assets /other	112	217	-	360
Gain on monetary items	31	59	24	124
Reversal of provision for product losses	-	118	-	672
Reversal of provision for environmental liabilities	-	72	-	1,254
Other income	515	4,826	1,330	5,342
	15,154	40,854	24,215	53,724
Other expenses				
Provision for labor, civil and tax contingencies and other procedural expenses	(9,590)	(27,836)	(10,956)	(34,978)
PIS and COFINS on other income	(1,366)	(4,246)	(1,078)	(4,469)
Amortization of Purchase Price Allocation (PPA) – Arco Climatização S.A.	(879)	(2,748)	(549)	(2,197)
Provision for Environmental	(32)	(4,448)	(990)	(1,089)
Losses on monetary items	(30)	(42)	(47)	(128)
Losses on disposal of assets /other	(30)	(716)	-	(68)
Provision for product losses	-	(384)	-	(1,949)
Other expenses	(1,597)	(5,899)	(3,230)	(12,192)
	(13,524)	(46,319)	(16,850)	(57,070)
Other operating income (expenses), net	1,630	(5,465)	7,365	(3,346)

(1) At September 30, 2026, the amount refers to the review of PIS and COFINS tax credits on inputs and maintenance services.

29. Financial instruments

Financial instruments

Financial instruments held by the Company are managed through operational strategies and internal controls to ensure liquidity, profitability and security. Financial instruments for hedging purposes are used based on a periodic assessment of the risk exposure that management intends to hedge (foreign currency risk, commodity price risk, among others).

The tables below show all financial instruments by category that were recognized in the individual and consolidated financial statements:

			Parent Company					
			09.30.2026			12.31.2025		
Assets	Note	Level	Amortized Cost	Designated Derivatives for Cash Flow Hedge	Total	Amortized Cost	Designated Derivatives for Cash Flow Hedge	Total
Cash, demand deposits and cash in transit	6.a	2	33,192	-	33,192	16,135	-	16,135
Financial investments	6.a	2	300,596	-	300,596	478,285	-	478,285
Trade receivables	7	2	631,750	-	631,750	557,490	-	557,490
Receivables from and loans to related parties	10	2	28,681	-	28,681	29,563	-	29,563
Unrealized gains on derivatives	29	2	-	274	274	-	1,430	1,430
Total			994,219	274	994,493	1,081,473	1,430	1,082,903

Liabilities	Note	Level	Amortized Cost	Designated Derivatives for Cash Flow Hedge	Total	Amortized Cost	Designated Derivatives for Cash Flow Hedge	Total
Payables to related parties	15	2	(130,661)	-	(130,661)	(98,989)	-	(98,989)
Trade payables	15	2	(354,282)	-	(354,282)	(259,528)	-	(259,528)
Lease liabilities	16.b	2	(39,211)	-	(39,211)	(36,234)	-	(36,234)
Borrowings	16.a	2	(1,334,684)	-	(1,334,684)	(1,613,961)	-	(1,613,961)
Unrealized losses on derivatives	29	2	-	(11,830)	(11,830)	-	(26,500)	(26,500)
Total			(1,858,838)	(11,830)	(1,870,668)	(2,008,712)	(26,500)	(2,035,212)

In thousands of reais, unless otherwise indicated.

			Consolidated					
			09.30.2026			12.31.2025		
Assets	Note	Level	Amortized Cost	Designated Derivatives for Cash Flow Hedge	Total	Amortized Cost	Designated Derivatives for Cash Flow Hedge	Total
Cash, demand deposits and cash in transit	6.a	2	53,075	-	53,075	27,169	-	27,169
Financial investments	6.a	2	438,665	-	438,665	608,136	-	608,136
Marketable securities	6.b	2	10,776	-	10,776	23,411	-	23,411
Trade receivables	7	2	838,415	-	838,415	691,640	-	691,640
Unrealized gains on derivatives	29	2	-	1,394	1,394	-	2,197	2,197
Total			1,340,931	1,394	1,342,325	1,350,356	2,197	1,352,553

Liabilities	Note	Level	Amortized Cost	Designated Derivatives for Cash Flow Hedge	Total	Amortized Cost	Designated Derivatives for Cash Flow Hedge	Total
Payables to related parties	15	2	(137,438)	-	(137,438)	(131,395)	-	(131,395)
Trade payables	15	2	(518,666)	-	(518,666)	(411,018)	-	(411,018)
Lease liabilities	16.b	2	(45,744)	-	(45,744)	(43,582)	-	(43,582)
Borrowings	16.a	2	(1,334,941)	-	(1,334,941)	(1,613,990)	-	(1,613,990)
Unrealized losses on derivatives	29	2	-	(11,830)	(11,830)	-	(26,500)	(26,500)
Total			(2,036,789)	(11,830)	(2,048,619)	(2,199,985)	(26,500)	(2,226,485)

- Hedge accounting

Parent Company		09.30.2026					
	Note	Classification	Risk	Provision	Total	2026	2027
Financial instruments							
NDF	29	Discounted cash flow	Exchange rate	267	267	267	-
Commodities	29	Fair value	Exchange rate	(3,497)	(3,497)	(948)	(2,549)
SWAP	29		Exchange rate	(8,326)	(8,326)	(1,665)	(6,661)
Total				(11,556)	(11,556)	(2,346)	(9,210)

Parent Company		12.31.2025					
	Note	Classification	Risk	Provision	Total	2026	2027
Financial instruments							
NDF	29	Discounted cash flow	Exchange rate	(79)	(79)	(79)	-
Commodities	29	Fair value	Exchange rate	930	930	930	-
SWAP	29		Exchange rate	(25,921)	(25,921)	(12,961)	(12,960)
Total				(25,070)	(25,070)	(12,110)	(12,960)

Risk management

Overview

The Company's risk management objectives are to preserve the value of the financial assets; preserve the liquidity of the financial assets; ensure that the Company has financial resources to conduct its business, including expansion.

Basically, risks are classified into two categories - strategic/operational and economic/financial

a) Strategic/operational risks (including, but not limited to, demand behavior, competition and significant changes in industry structure) are addressed by the Group's management model. These are classified as operational risk and business risk.

a.1) Operational risk

Operational risks arise from all the Group's operations. Operational risk is the risk of direct or indirect losses arising from a variety of causes related to the Group's processes, personnel, technology and infrastructure and external factors, other than credit, market and liquidity risks, such as those arising from legal and regulatory requirements and generally accepted standards of corporate behavior.

The Group has a Technological Center for the purpose of prospecting the need for process restructuring and the adaptation of production engineering, minimizing the operational risks and consequently reducing the potential impacts on the financial flow and damage to its reputation, and seeking cost effectiveness in order to avoid any operating restrictions. Also, the Group´s processes are reviewed by administrative areas on an ongoing basis.

a.2) Business risk

Potential political restrictions, the emergence of new competitors and significant changes in the macroeconomic environment are the main components of this risk. To minimize any impacts from this risk, the Group seeks to manage its expectations for billing and results in the most conservative manner possible in relation to the global scenarios.

The Group's management has a policy of preparing a budget for the following year, as well as a strategic plan for another four years after the budget. These are coordinated and consolidated worldwide by the Parent Company jointly with local senior management. In the course of the year, the budget is reassessed on two different occasions.

b) Economic/financial risks mainly reflect the behavior of macroeconomic variables. These risks are monitored by senior management, which is actively involved in the Group's operational management, by reference to the Group's global policies.

The main economic/financial risks considered by the Group include:

- Liquidity risk;
- Credit risk;
- Risk of fluctuation in interest rates;
- Risk of fluctuation in exchange rates;
- Market risk - fluctuations in the prices of inputs (commodities).

b.1) Liquidity risk

The Group's approach to managing liquidity risk is to ensure that it will always have sufficient liquidity to pay its obligations as they fall due under all market conditions, to avoid incurring significant losses or adversely affecting the Group's reputation.

The table below shows the contractual maturities of financial liabilities, including estimated interest payments and excluding the impact of currency negotiation agreements at the net position, as well as financial assets that are used to manage this risk.

Consolidated		09.30.2026					
	Note	Carrying amount	Cash Flow	Up to 1 year	1 - 2 years	2 - 5 years	More than 5 years
Liabilities							
Payables to related parties	15	(137,438)	(137,438)	(137,438)	-	-	-
Trade payables	15	(518,666)	(518,666)	(518,666)	-	-	-
Lease liabilities	16.b	(45,744)	(45,744)	(22,363)	(11,442)	(5,386)	(6,553)
Borrowings (*)	16.a	(1,334,941)	(1,410,519)	(590,767)	(420,633)	(353,035)	(46,084)
Unrealized losses on derivatives	29	(11,830)	(11,830)	(11,830)	-	-	-
Total		(2,048,619)	(2,124,197)	(1,281,064)	(432,075)	(358,421)	(52,637)

MAHLE public (CL0)

In thousands of reais, unless otherwise indicated.

Consolidated	Note	12.31.2025					
		Carrying amount	Cash Flow	Up to 1 year	1 - 2 years	2 - 5 years	More than 5 years
Liabilities							
Payables to related parties	15	(131,395)	(131,395)	(131,395)	-	-	-
Trade payables	15	(411,018)	(411,018)	(411,018)	-	-	-
Lease liabilities	16.b	(43,582)	(43,582)	(18,372)	(18,771)	(4,025)	(2,414)
Borrowings (*)	16.a	(1,613,990)	(1,724,743)	(797,930)	(674,713)	(227,155)	(24,945)
Unrealized losses on derivatives	29	(26,500)	(26,500)	(26,500)	-	-	-
Total		(2,226,485)	(2,337,238)	(1,385,215)	(693,484)	(231,180)	(27,359)

(*) Cash flows are presented at the nominal amount, not at amortized cost as in the accounting books.

b.2) Credit risk

Credit risk is the risk of the Group incurring financial loss if a customer or counterparty to a financial instrument fails to meet its contractual obligations. This risk arises mainly from receivables, mostly from recurring customers, demand deposits, cash in transit and financial investments.

The carrying amount of financial assets that represent the maximum exposure to credit risk on the date of these financial statements was as follows:

		Parent Company		Consolidated	
Assets	Note	09.30.2026	12.31.2025	09.30.2026	12.31.2025
Cash, demand deposits and cash in transit	6.a	33,192	16,135	53,075	27,169
Financial investments	6.a	300,596	478,285	438,665	608,136
Marketable securities	6.b	-	-	10,776	23,411
Trade receivables	7	635,848	561,543	846,342	699,353
Receivables from and loans to related parties	10	28,681	29,563	-	-
Unrealized gains on derivatives	29	274	1,430	1,394	2,197
Total		998,591	1,086,956	1,350,252	1,360,266

The Group also has policies for granting credit to its customers, where credit limits and monitoring criteria are pre-established and consist of systematic checking and pre-billing to verify items such as late payments and the available balance of the invoicing limit. Market information on customers is also important in the context of the granting and management of credit.

The Group considers that there is no significant risk of concentration of credit in relation to customers:

Trade receivables	Parent Company		Consolidated	
Counterparties unrated external de crédit	09.30.2026	12.31.2025	09.30.2026	12.31.2025
Top 20 largest client receivable balances	168,077	140,247	401,474	267,840
Other third parties (without external credit rating)	351,095	299,620	346,304	341,571
Related parties	116,676	121,676	98,564	89,942
Total trade receivables and others	635,848	561,543	846,342	699,353

The table above of accounts receivable from customers does not consider losses to the recoverable value of impairment of trade receivables.

With respect to financial institutions, the Group operates only with banks with a minimum risk rating of AA (Fitch National Long-Term or equivalent from Moody's or Standard & Poor's).

b.3) Risk of fluctuation in interest rates

This risk arises from the possibility of the Group incurring losses as a result of fluctuations in interest rates on its financial assets and liabilities.

Aiming at mitigating this risk, the Group seeks to diversify the raising of funds in terms of fixed or floating rates with papers pegged to the CDI rate and TJLP, so that any results originating from the volatility of these indexes do not drive material impacts.

The carrying value of financial instruments that represent the maximum exposure to the interest rate risk on the balance sheet date was:

		Parent Company		Consolidated	
Assets	Note	09.30.2026	12.31.2025	09.30.2026	12.31.2025
Cash, demand deposits and cash in transit	6.a	33,192	16,135	53,075	27,169
Financial investments	6.a	300,596	478,285	438,665	608,136
Marketable securities	6.b	-	-	10,776	23,411
Borrowings	16.a	(1,334,684)	(1,613,961)	(1,334,941)	(1,613,990)
Total		(1,000,896)	(1,119,541)	(832,425)	(955,274)

In view of these interest rates and given that 88.5% of the Group's debts are linked to fixed interest rates (plus changes in foreign exchange rates), the Group believes that the fluctuation in interest rates does not have any material impact on its results, and so it maintains the financial assets or financial liabilities with fixed interest rate at amortized cost.

b.4) Risk of fluctuation in exchange rates and sensitivity analysis

This arises from the possibility of fluctuations in the exchange rates of the foreign currencies used by the Group for the sale of products and the contracting of financial instruments.

The Group follows a global (corporate) policy to mitigate the risk arising from fluctuations in foreign exchange rates. The main instrument used for this purpose is the execution of derivative transactions, both for foreign exchange exposures arising from operations already incurred and reflected in the statement of financial position (actual cash flows), and for exposures arising from projections included in the economic plan and budget (forecast cash flows).

For the purpose of market risk sensitivity analysis, the Group evaluates, on a combined basis, long and short positions indexed to foreign currencies.

In accordance with NBC TG 40 (CPC 40) – Sensitivity Analysis, Management has performed a volatility study of foreign exchange rates, identifying the percentage variation between the lowest and highest rates. Based on this analysis, Management understands that the sensitivity scenarios of 25% and 50% adequately reflect and cover reasonably possible scenarios. For the sensitivity analysis presented below, the selling exchange rates published by the Central Bank of Brazil as of September 30, 2026, were used for USD, EUR and JPY.

As of September 30, 2026, the Group's foreign exchange exposure balance in U.S. Dollars (Euros and Japanese Yen translated into U.S. Dollars) amounted to USD 1,083, as presented in the table below:

Foreign exchange exposure of the balance sheet in foreign currency as at September 30, 2026 - Parent Company										
Item	USD thousand	Weighted average forward rate Settlement amount	Fair market value BRL	EUR thousand (*)	Weighted average forward rate Settlement amount	Fair market value BRL	JPY thousand (**)	Weighted average forward rate Settlement amount	Fair market value BRL	Net foreign exchange exposure equivalent in USD
(+) Accounts receivable	33,982			4,769			-			39,392
(+) Demand deposits	33,049			111,718			-			159,792
(-) Advances on foreign exchange contracts / NCE	(53,664)			(106,952)			-			(175,001)
(-) Imports	(6,607)			(8,904)			(134,612)			(17,564)
(-) Currency forward contracts (Hedging)	(5,536)	5.26520	368	-		-	-		-	(5,536)
(=) Net exposure	1,224			631			(134,612)			1,083
Average exchange rates	5.1597			5.8842			0.0329			

(*) EUR/USD exchange rate 1.13449 / (**) JPY/USD exchange rate 157.28294

Sensitivity analysis of foreign exchange exposure of the balance sheet in foreign currency as at September 30, 2026 - Parent Company										
Changes in exchange rates %	Net exposure	USD/BRL	Potential impact BRL	Net exposure	EUR/BRL	Potential impact BRL	Net exposure	JPY/BRL	Potential impact BRL	Total potential impact BRL
50% increase		7.7714	3,170		8.8166	1,855		0.0494	(2,216)	2,808
25% increase		6.4761	1,585		7.3471	927		0.0412	(1,112)	1,400
Probable scenario	1,224	5.1809	26	631	5.8777	(4)	(134,612)	0.0329	-	22
25% decrease		3.8857	(1,585)		4.4083	(927)		0.0247	1,109	(1,404)
50% decrease		2.5905	(3,170)		2.9389	(1,855)		0.0165	2,213	(2,812)

b.5) Market risk, fluctuations in prices of inputs and sensitivity analysis (commodities).

This risk arises from potential fluctuations in the prices of the main raw materials used in the Group's production process, including aluminum and copper.

To mitigate and manage this risk, the Group enters into derivative transactions to hedge against price fluctuations in these raw materials, in accordance with the Group's hedging policy.

For the purpose of market risk sensitivity analysis, the Group evaluates, on a combined basis, long and short positions related to commodity prices (copper and aluminum).

For the sensitivity analysis of commodity transactions, Management has adopted as the probable scenario the values recognized in the financial statements based on projected prices published by the London Metal Exchange and foreign exchange rates published by the Central Bank of Brazil as of September 30, 2026. As reference for the other scenarios, upward and downward variations from the prices used for accounting recognition were considered. For each additional scenario (appreciation and deterioration), variations of 25% and 50% from the probable scenario prices were estimated.

The methodology adopted to determine the balances presented in the table below consisted of replacing the foreign exchange rates and commodity prices as of September 30, 2026, used for accounting purposes, with the stressed rates and prices calculated based on the scenarios below:

In thousands of reais, unless otherwise indicated.

Asset position	Parent Company									
	September 30, 2026									
			Hedge transactions				Sensitivity analysis			
	Weighted average price at September 30, 2026	Net exposure (tons)	Notional amount (tons)	Hedge ratio	Average Contracted Price	Fair market value (R$)	Price changes	Settlement amount (USD/ton) Maturity	Exchange rate (USD)	Total adjustment BRL
Commodities										
Copper	14,487	183	85	46.4%	8,351	(2,110)	+50%	21,731	5.1809	3,190
							+25%	18,109	5.1809	1,595
							Probable scenario	14,487	5.1809	-
							-25%	10,865	5.1809	(1,595)
							-50%	7,244	5.1809	(3,190)
Aluminium	3,226	544	240	44.1%	2,115	(1,386)	+50%	4,838	5.1809	2,005
							+25%	4,032	5.1809	1,003
							Probable scenario	3,226	5.1809	-
							-25%	2,419	5.1809	(1,003)
							-50%	1,613	5.1809	(2,005)
Total		**727**	**325**			**(3,496)**				

Asset position	Parent Company									
	September 30, 2025									
			Hedge transactions				Sensitivity analysis			
	Weighted average price at September 30, 2025	Net exposure (tons)	Notional amount (tons)	Hedge ratio	Average Contracted Price	Fair market value (R$)	Price changes	Settlement amount (USD/ton) Maturity	Exchange rate (USD)	Total adjustment BRL
Commodities										
Copper	10,040	141	96	68.1%	9,855	(811)	+50%	15,060	5.3186	2,766
							+25%	12,550	5.3186	1,438
							Probable scenario	10,040	5.3186	-
							-25%	7,530	5.3186	(1,219)
							-50%	5,020	5.3186	(2,548)
Aluminium	2,593	522	262	50.2%	2,630	(724)	+50%	3,890	5.3186	1,918
							+25%	3,241	5.3186	1,013
							Probable scenario	2,593	5.3186	-
							-25%	1,945	5.3186	(799)
							-50%	1,297	5.3186	(1,704)
Total		**663**	**358**			**(1,536)**				

The selling rates of the USD published on September 30, 2026, by the Brazilian Central Bank and the metal prices published on the same date by the LME were used.

MAHLE public (CL0)

In thousands of reais, unless otherwise indicated.

The results from foreign exchange and commodity derivative financial instruments affected the Group´s and its subsidiaries' information as presented below:

		Parent Company	Consolidated	Parent Company	Consolidated
		09.30.2026		09.30.2025	
Results of derivatives (exports/imports/loan)					
Provisions					
- Operations on accounts receivable and payable	(BS)	19,382	20,218	6,709	4,211
Cash effect					
- Operations on accounts receivable and payable		282	(1,949)	24,146	25,388
	Note 27	19,664	18,269	30,855	29,599
Total Derivative Operations- Net Finance Result		19,664	18,269	30,855	29,599
Exchange variations (gains and losses)		14,320	14,320	35,868	28,583
Results of derivatives (exports/imports/loan)		19,664	18,269	30,855	29,599
Gross sales		-	-	1,332	1,332
Cost of sales		(2,062)	(2,062)	721	721
Effects of Foreign Exchange Variatons and Financial Instruments on Profit and Loss		31,922	30,527	68,776	60,235
Gross result					
Gross sales					
- Settlements with cash effect		-	-	1,332	1,332
		-	-	1,332	1,332
Cost of sales					
- Settlements with cash effect		(2,062)	(2,062)	721	721
		(2,062)	(2,062)	721	721
/ 413010169 / 414010161 / 414010169					
Total Derivative Operations - Gross Result		(2,062)	(2,062)	2,053	2,053
Equity		Parent Company	Consolidated	Parent Company	Consolidated
Provisions					
- Operations on sales to be made	(BS)	(814)	(814)	-	-
- Operations on commodities	(BS)	(3,497)	(3,497)	(1,536)	(1,536)
Deferred income tax and social contribution		1,466	1,466	522	522
Total Derivative Operations - Equity		(2,845)	(2,845)	(1,014)	(1,014)
		Parent Company	Consolidated	Parent Company	Consolidated
		09.30.2026		12.31.2025	
Provision for unrealized losses and gains on derivatives					
(BS) - Sum of the net balance sheet					
Balance sheet assets		274	1,394	1,430	2,197
Balance sheet liabilities		(11,830)	(11,830)	(26,500)	(26,500)
Balance sheet, net		(11,556)	(10,436)	(25,070)	(24,303)

Guarantees

The Group had no guarantee deposits relating to these derivative instruments for the periods presented above (September 30, 2026 and 2025).

MAHLE public (CL0)

30. Employee benefits

Employee benefits granted by the Group primarily comprise benefits provided on a monthly basis and, accordingly, recognized in the accounting records. Additionally, the Group maintains a defined contribution pension plan. There are no defined benefit plans or other post-employment benefits that require actuarial valuations or the recognition of additional obligations.

For the period ended September 30, 2026, the Group recognized a provision for profit sharing in the amount of R$ 43,900 (R$ 43,620 for the corresponding period in 2025) – Parent Company and R$ 47,300 (R$ 42,815 for the corresponding period in 2025) – Consolidated. The employee profit sharing payment follows the rules set forth in the collective labor agreement. That agreement establishes conditions to be met, as summarized herein: i) production goals for a predetermined number of workers; ii) maintenance of the absenteeism level up to previously defined annual average absence rate in relation to standard hours worked; and iii) maintenance of the scrap level up to the previously defined annual average scrap rate in relation to the number of parts produced.

Supplementary pension plan - defined contribution

In September 2006, the Group joined a free benefit-generating private pension plan, managed by Bradesco Vida e Previdência S.A. (the Manager), offering all its employees the option to participate. The contributions are defined according to salary bracket. Annually, the Manager conducts an actuarial valuation of the plan in order to determine possible adjustments to the contribution levels.

The Group contributed to the private pension plan an amount of R$ 2,229 in the first nine months of 2026 (R$ 2,104 in the first nine months of 2025).

31. Insurance

The Group has a policy of taking out insurance coverage for assets subject to risks at amounts considered sufficient to cover losses, considering the nature of its activity. The risk assumptions adopted, given their nature, have not been made part of the scope of an audit and, accordingly, were not examined by our independent auditors. The insurance is contracted with leading insurance companies with the advice of specialist insurance brokers.

For 2026 the insurance coverage for operational risks (combined property damages and lost profits) is R$ 2,560,000 (2025 - R$ 2,176,000).

32. Application of CPC 42 / IAS 29 - Financial Reporting in Hyperinflationary Economies

Since July 1, 2018, Argentina has been considered a hyperinflationary economy and the Group applies NBC TG 42 (CPC 42)/IAS 29 - Financial Reporting in Hyperinflationary Economies to its subsidiary MAHLE Argentina S.A., whose functional currency is the Argentine peso.

As a result, NBC TG 42 (CPC 42)/IAS 29 Financial Reporting in Hyperinflationary Economies require that the results of the operations of the subsidiary MAHLE Argentina S.A. are restated by applying the Consumer Price Index (CPI) determined by the Central Bank of Argentina. The impacts on the Parent Company's and consolidated interim financial statements are presented below:

	Q3 2026	9M 2026	Q3 2025	9M 2025
Net effect of IAS 29 on the individual financial statements of MAHLE Argentina	(13,587)	(47,401)	(11,137)	(49,716)
Effect of IAS 29 on the calculation of the equity method in the subsidiary	16,158	62,499	14,600	60,054
Net effect of IAS 29 on the reflex impact on the application of the equity method on the subsidiary results	131	506	119	486
Net effect of IAS 29 on the non-monetary assets of the subsidiary	2,702	15,604	3,582	10,824
Effect of IAS 29 on the Consolidated, which represents the inflation restatement of the subsidiary's results	7,927	31,236	7,053	32,078
Gain on net monetary position in foreign subsidiary	10,629	46,840	10,635	42,902

The main requirements of the accounting standards to determine the above-mentioned restatement are:

i) Monetary assets and liabilities that are carried at amounts current at the balance sheet date (Argentine peso) are not restated because they are already expressed in terms of the monetary unit current at the end of the reporting period;

ii) Non-monetary assets and liabilities not carried at amounts current at the balance sheet date and components of equity are restated by applying a general price index (IPC);

iii) All items of the income statement are restated by applying the applicable conversion factors (CPI), with a corresponding entry in the line item "Gains on net monetary position of foreign subsidiary". Therefore, the net effect of IAS 29 on consolidated financial statements refers only to the inflation adjustment to non-monetary assets as shown in the line item "Net effect of IAS 29 on non-monetary assets of subsidiary".

iv) The effect of inflation on the net monetary position (Parent Company and Consolidated) is presented in the statement of income within "Gain on net monetary position of foreign subsidiary".

MAHLE public (CL0)

The corresponding statement of income was adjusted for inflation using the Consumer Price Index (CPI), which amounted to 23.6% in September 2026 (22.0% in September 2025), and was subsequently translated at the official exchange rate prevailing at the end of each quarter.

(A free translation of the original in Portuguese)

MAHLE Metal Leve S.A.

Explanatory notes to the individual and consolidated interim financial statements

Three- and nine-month periods ended September 30, 2026 and 2025

In thousands of reais, unless otherwise indicated.

Management Composition

Board of Directors

Full Members
Sergio Pancini de Sá – *Chair*
Michael Macht
Markus Kapaun
Eduardo Augusto Rocha Pocetti
José Eduardo Castro Luzzi

Executive Board
Eduardo Luiz Spilla - Chief Executive Officer
Claudio Cesar Braga – Chief Financial Officer and Investor Relations Officer

Fiscal Council

Full Members
Valdir Augusto de Assunção
Rosana Cristina Avolio
Michael Lehmann

Alternate Members
Esmir de Oliveira
Guilherme Salem
Maria Elvira Lopes Gimenez

Audit Committee
Eduardo Augusto Rocha Pocetti – Chair
Sergio Pancini de Sá
Orlando Octavio de Freitas Junior

Technically Responsible
Daniel de Oliveira Camargo
Accounting Manager
Accountant - CRC 1SP 248941/O-2

* * *

MAHLE public (CL0)

(A free translation of the original in Portuguese)

MAHLE Metal Leve S.A.

Representation by officers on the Individual and Consolidated financial statements

MAHLE Metal Leve S.A.
CNPJ No. 60.476.884/0001-87
Publicly-held company

REPRESENTATION

Messrs. Eduardo Luiz Spilla and Claudio Cesar Braga, executive officers of MAHLE Metal Leve S.A., with its head office at Avenida Ernst MAHLE, 2000, Mombaça, in the city of Mogi Guaçu, State of São Paulo, in compliance with item VI of Article 25 of CVM Instruction 586, of June 8, 2017, do hereby declare that:

They have reviewed and discussed, and agree with, the Individual and Consolidated financial statements of MAHLE Metal Leve S.A. for the year ended September 30, 2026, and thus authorize their issuance.

Mogi Guaçu, November 10, 2026

_____
Eduardo Luiz Spilla
CEO

_____
Claudio Cesar Braga
Chief Financial and Investor Relations Officer

MAHLE public (CL1)

(A free translation of the original in Portuguese)

MAHLE Metal Leve S.A.

Representation by officers on the independent auditor's report on the Individual and Consolidated Financial Statements

MAHLE Metal Leve S.A.
CNPJ No. 60.476.884/0001-87
Publicly-held company

REPRESENTATION

Messrs. Eduardo Luiz Spilla and Claudio Cesar Braga, executive officers of MAHLE Metal Leve S.A., with its head office at Avenida Ernst MAHLE, 2000, Mombaça, in the City of Mogi Guaçu, State of São Paulo, in compliance with item V of Article 25 of CVM Instruction 586, of June 8, 2017, do hereby declare that:

They have reviewed and discussed, and agree with, the opinion expressed by Ernst & Young Auditores Independentes S.S., on the Individual and Consolidated Financial Statements of MAHLE Metal Leve S.A. for the year ended September 30, 2026.

Mogi Guaçu, November 10, 2026

_____
Eduardo Luiz Spilla
CEO

_____
Claudio Cesar Braga
Chief Financial and Investor Relations Officer

MAHLE public (CL1)