



**CURY**  
B3 LISTED NM

# EARNINGS RESULTS

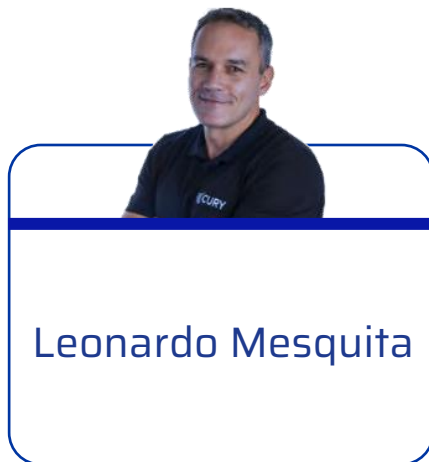
**1Q26**



# Ronaldo Cury

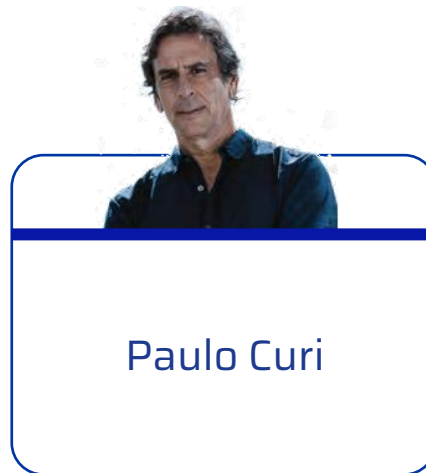
IRO, Institutional Relations, Real Estate Credit and  
Sustainability Officer

**Executive  
Co-president**



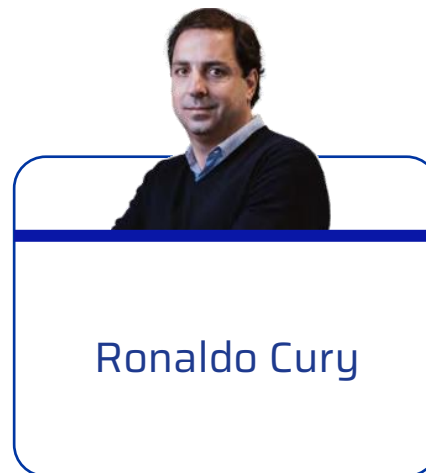
Leonardo Mesquita

**Engineering  
Co-president**



Paulo Curi

**IRO**



Ronaldo Cury

**CFO**



João Carlos  
Mazzuco, CFA



# MESSAGE FROM MANAGEMENT



# Ronaldo Cury

IRO, Institutional Relations, Real Estate Credit and  
Sustainability Officer

# 1Q26 HIGHLIGHTS



**CURY**  
B3 LISTED NM



**Net Sales**

**R\$ 2.3 BI**

↑ 9.5% vs. 1Q25



**Landbank**

**R\$ 24.9 BI**

↑ 25.8% vs. 1Q25



**Net Revenue**

**R\$ 1.6 BI**

↑ 32.6% vs. 1Q25



**Net Income**  
**100%**

**R\$ 351.2 MI**

↑ 50.3% vs. 1Q25



**Net Margin**  
**%100**

**21.8%**

↑ 2.6 p.p. vs. 1Q25

**Net Income**  
**% Cury**

**R\$ 302.9 MI**

↑ 41.9% vs. 1Q25

**Net Margin**  
**% Cury**

**18.8%**

↑ 1.2 p.p. vs. 1Q25

**Cash Generation**

**R\$ 93.4 MI**

↑ 263.4% vs. 1Q25



**ROE**

**79.5%**

↑ 12.0 p.p. vs. 1Q25

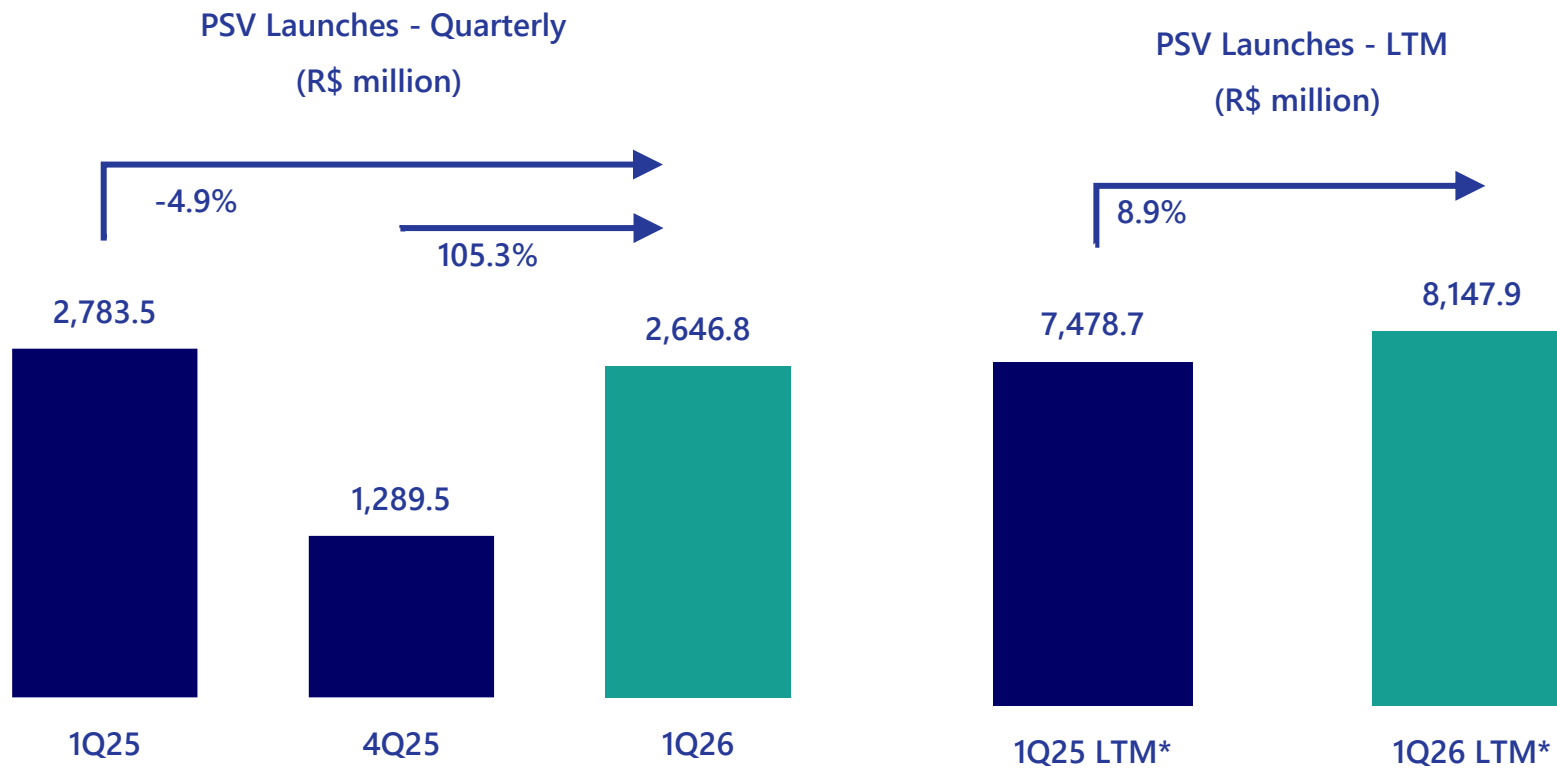
28th consecutive quarter of  
positive cash generation



# Ronaldo Cury

IRO, Institutional Relations, Real Estate Credit and  
Sustainability Officer

# // LAUNCHES



\*LTM: Last Twelve Months



**Novo Mundo Carrão**

**São Paulo  
26/Jan**

**PSV - R\$ 410 MM  
82% Sold**



**Luzes do Rio - Candeeiro**

**Rio de Janeiro  
26/Jan**

**PSV - R\$ 184 MM  
76% Sold**

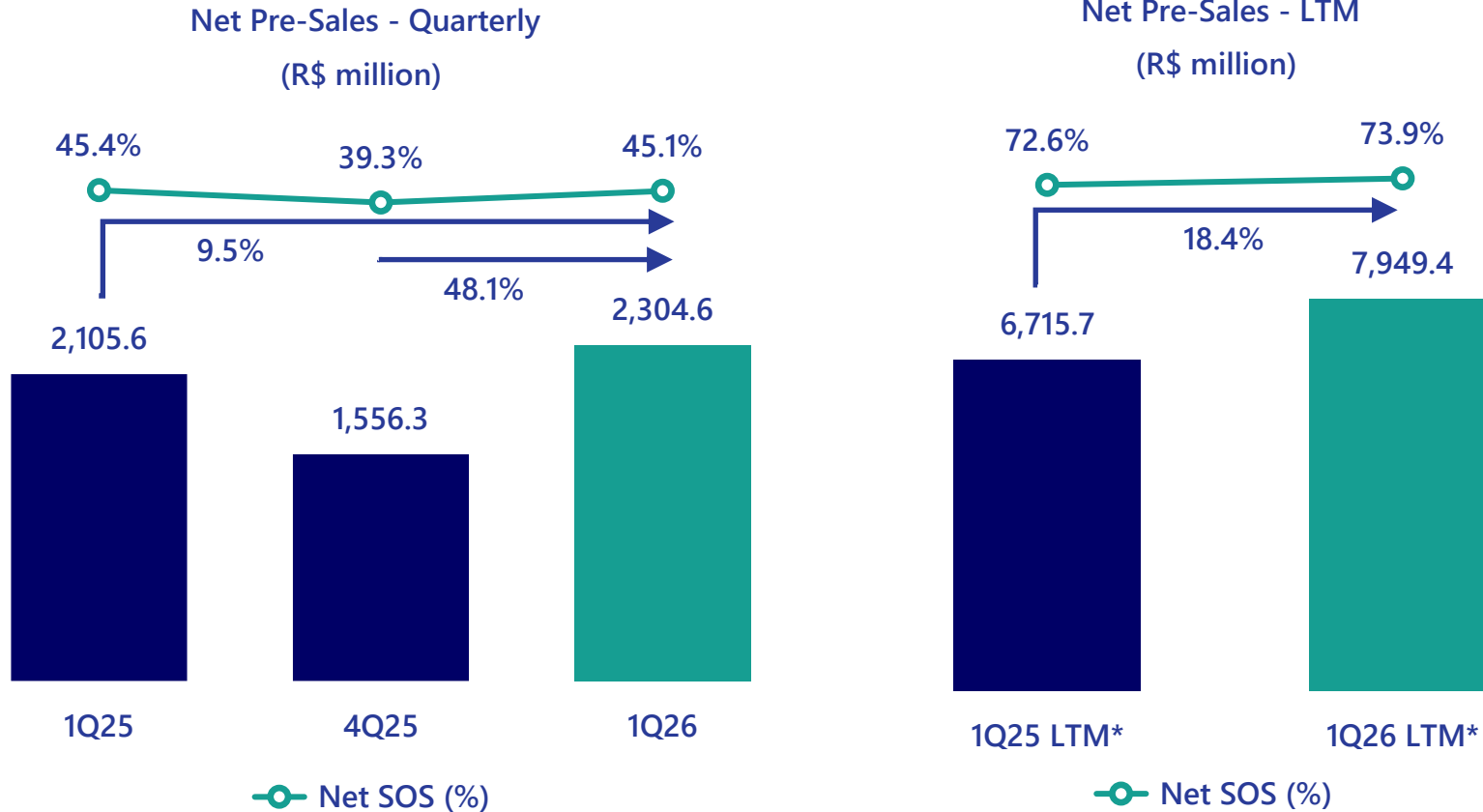


**Cidade Parque Guarapiranga**

**São Paulo  
26/Feb**

**PSV - R\$ 294 MM  
100% Sold**

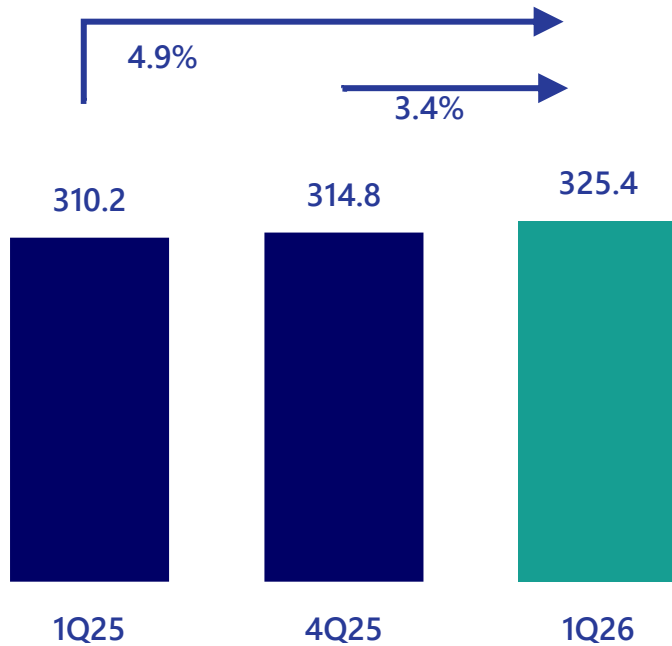
# // NET PRE-SALES



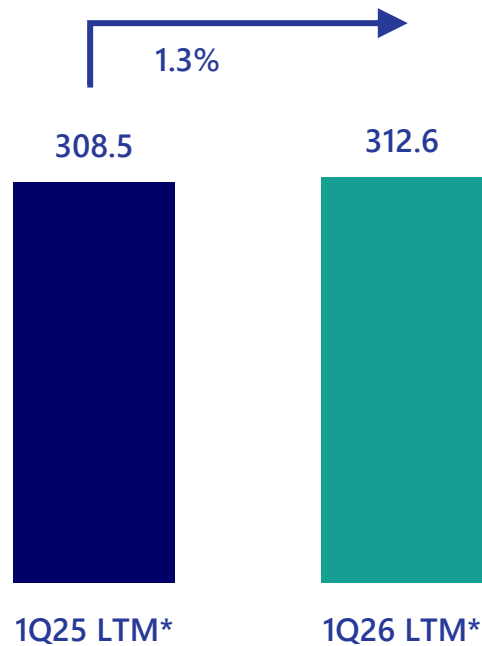
\*LTM: Last Twelve Months

# // AVERAGE PRICE PER UNIT

Average price by unit - Quarterly  
(R\$ thousand)



Average price by unit - LTM  
(R\$ thousand)



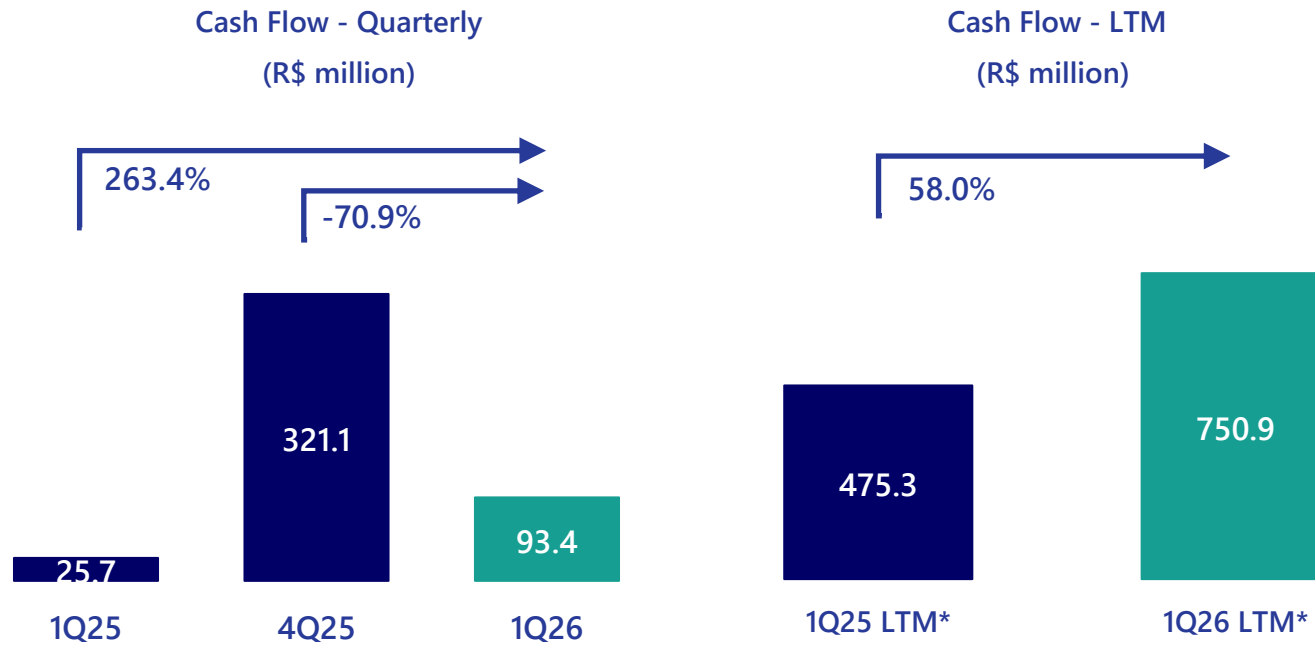
\*LTM: Last Twelve Months

In 1Q26, **86.5% of the sales**  
**had a unit selling**  
**price of up to**  
**R\$500,000.**



Currently, Cury's landbank totals **R\$18,548.5 million in São Paulo** and **R\$6,376.1 million in Rio de Janeiro.**

# // CASH GENERATION



This is the **28th**  
**consecutive quarter** of  
**positive cash generation.**

\*LTM: Last Twelve Months



# João Mazzuco, CFA

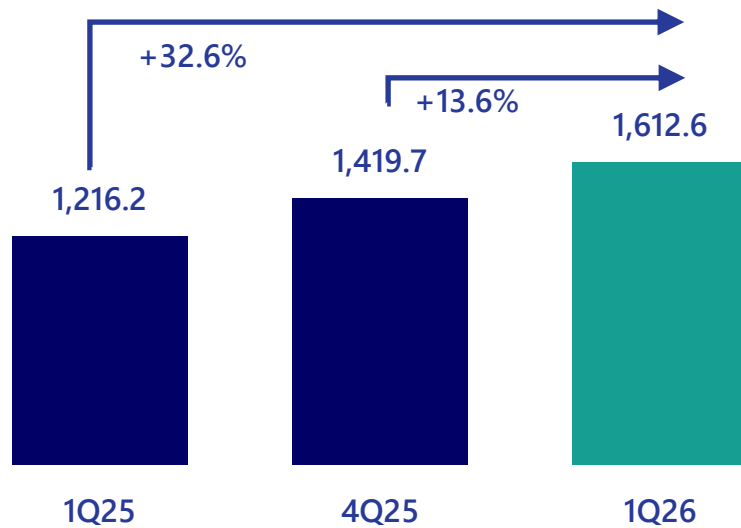
## CFO



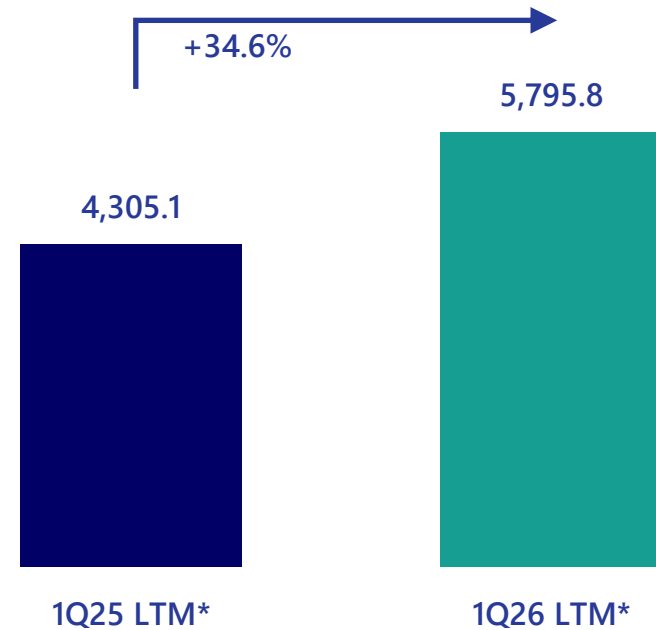
# // REVENUE



Net revenue  
(R\$ million) - Quarterly



Net revenue  
(R\$ million) - LTM

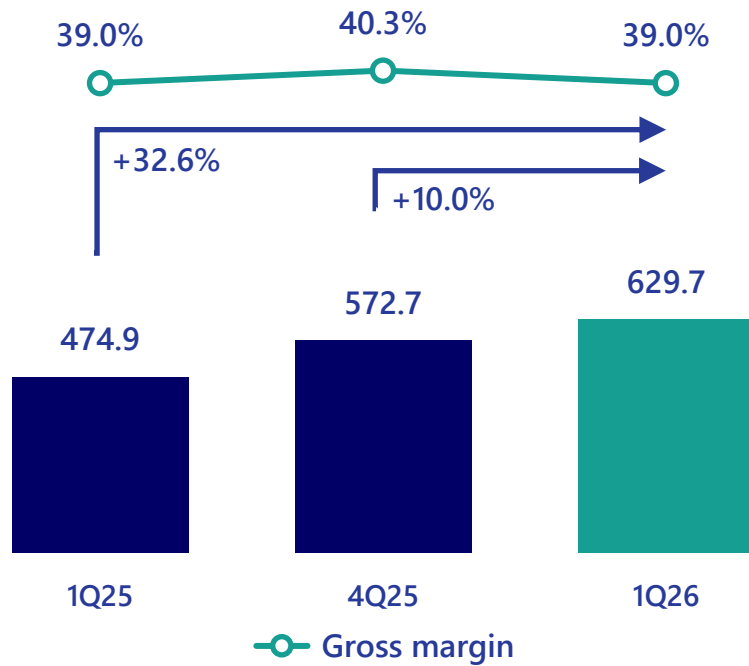


\*LTM: Last Twelve Months

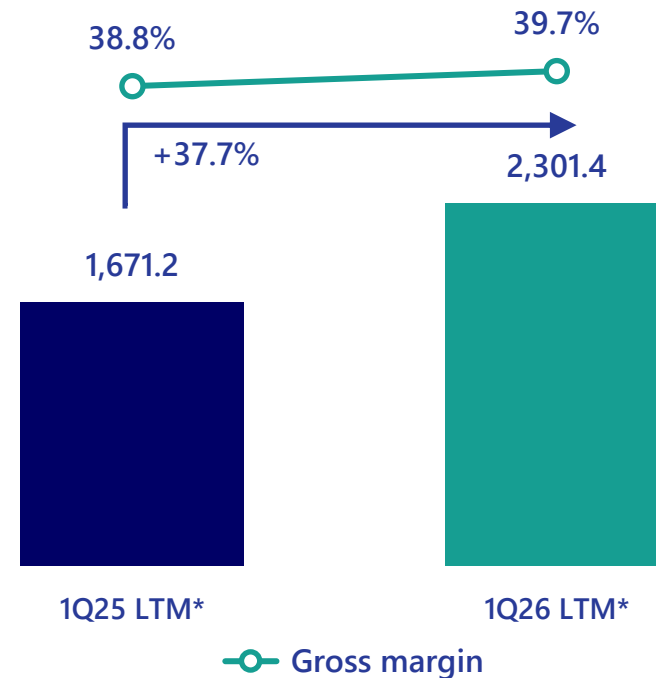
# // GROSS PROFIT



Gross profit and Gross margin  
(R\$ million and %) - Quarterly



Gross profit and Gross margin  
(R\$ million and %) - LTM



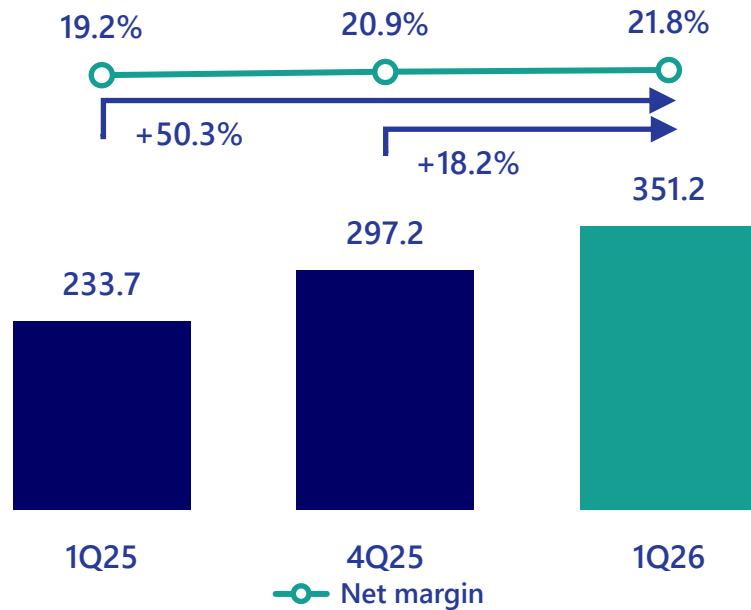
\*LTM: Last Twelve Months

Adjusted Gross Margin 1Q26: 39.3% 1Q26 LTM\*: 40.0%

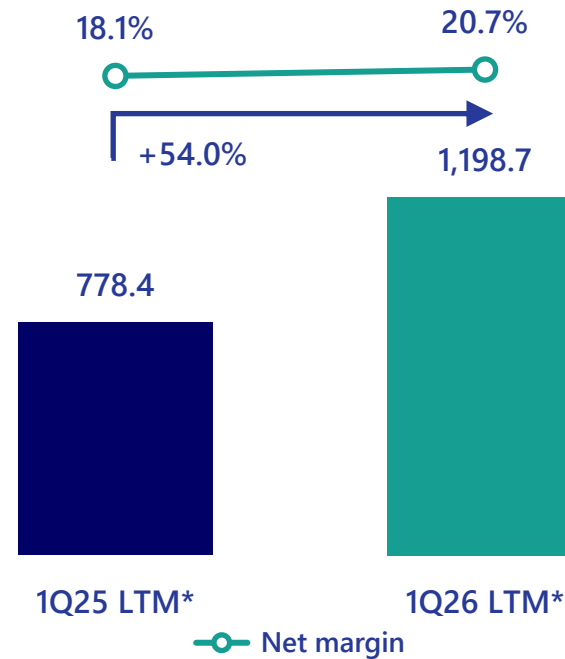
# // NET INCOME AND 100% MARGIN



Net income and Net Margin %100  
(R\$ million and %) - Quarterly



Net income and Net Margin %100  
(R\$ million and %) - LTM

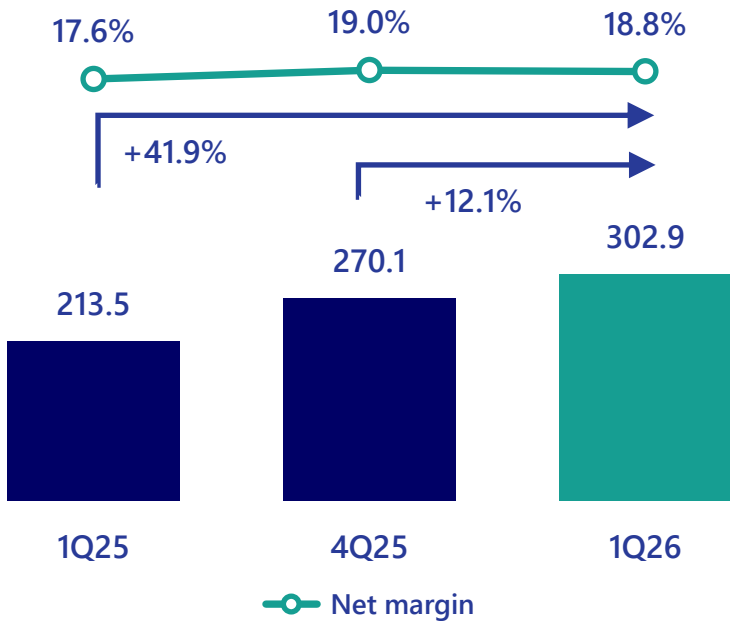


\*LTM: Last Twelve Months

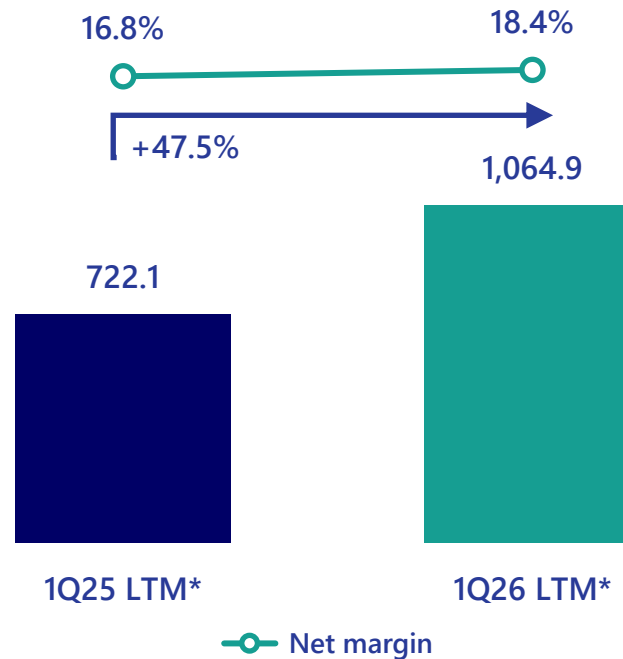
# // NET INCOME AND %CURY MARGIN // ROE



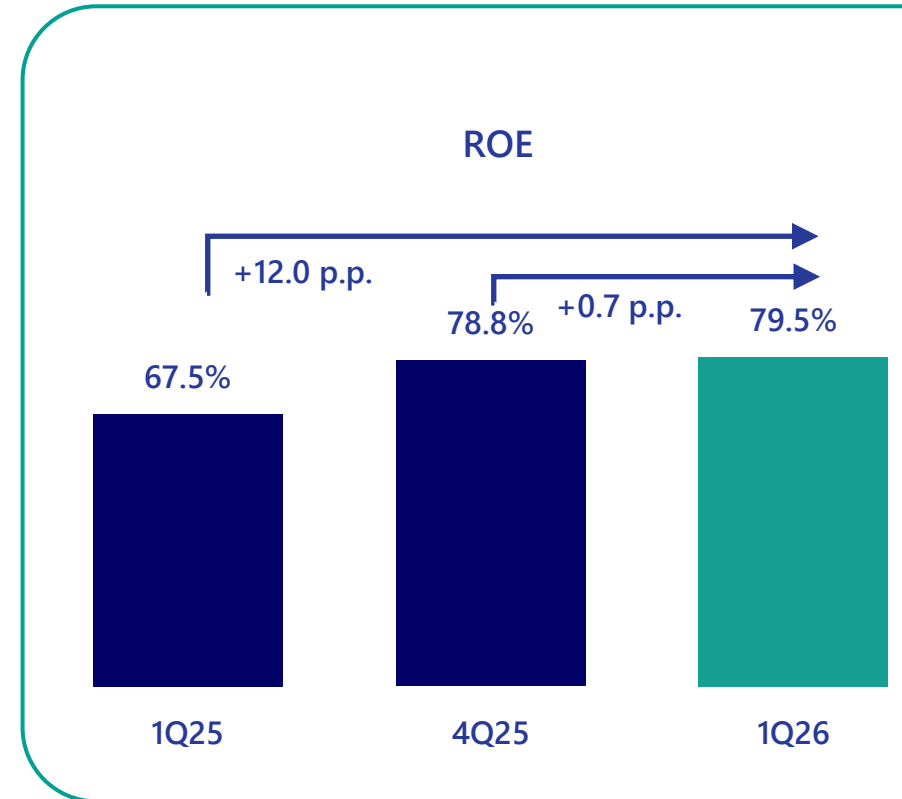
Net income and Net Margin %Cury  
(R\$ million and %)



Net income and Net Margin %Cury  
(R\$ million and %) – LTM



ROE



\*LTM: Last Twelve Months

**R\$1,757.3 MI**

in Cash and Cash Equivalents, reduction of 1.9% vs. 12/31/2025

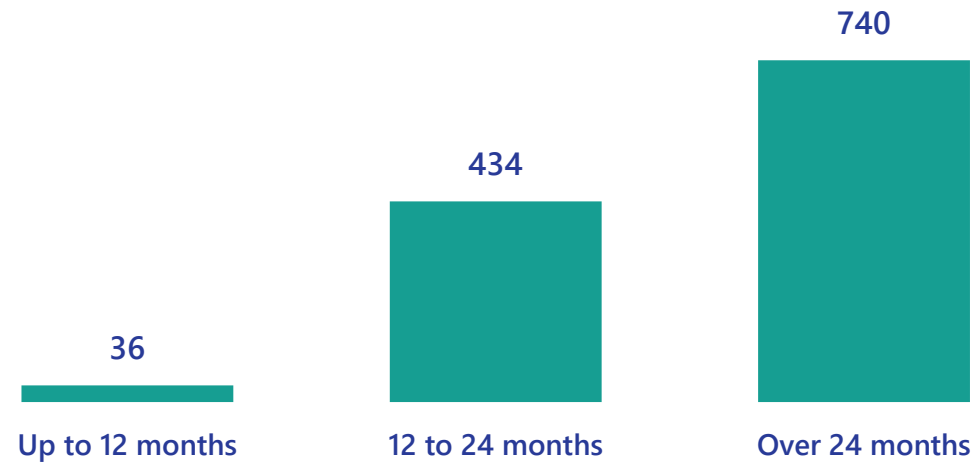
**R\$1,350.4 MI**

in Gross Debt, reduction of 8.4% vs. 12/31/2025

**R\$406.9 MI**


in Net Cash, compared to R\$316.0 million in 12/31/2025

Amortization schedule 03/31/2026 of Corporate Debt  
(R\$ million)





# Q&A





Ronaldo Cury de Capua  
IR Officer

Nádia Santos  
IR Manager

Rhayza Malone  
IR Coordinator

Gustavo Capelli  
IR Analyst

Thiago Leal  
IR Analyst

**RI@CURY.NET**

**Institutional  
Investor**

IBOVESPA B3



[Click here](#) to access  
historical data.



**CURY**  
B3 LISTED NM

IBOV B3

SMLL B3

IBrX100 B3

ICON B3

IGCT B3

IDIV B3

IMOB B3

IGC B3

INDX B3

IBrA B3

IGC-NM B3

ITAG B3

IGPTW B3