

INDUSTRY OVERVIEW

3Q22

Barretos, November 07, 2022 – Minerva Foods is the South American leader in beef exports, and operates in the processed foods segment, selling its products to over 100 countries. The Company currently has a daily slaughtering capacity of 29,350 head of cattle through its presence in Brazil, Paraguay, Argentina, Uruguay, and Colombia. Minerva operates 25 cattle slaughter and deboning plants and 3 processing plants, in addition to 4 sheep plants in Australia.

HIGHLIGHTS BY COUNTRY

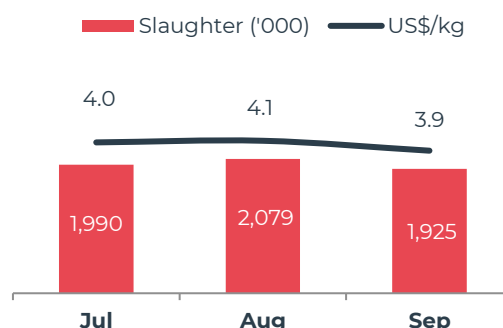
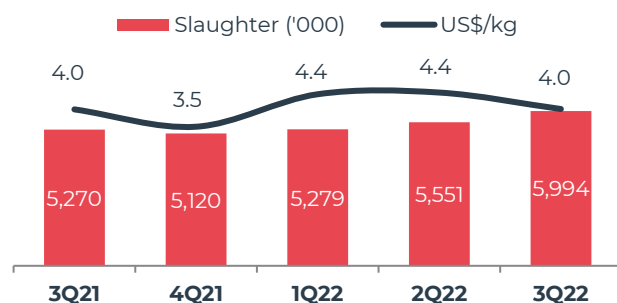
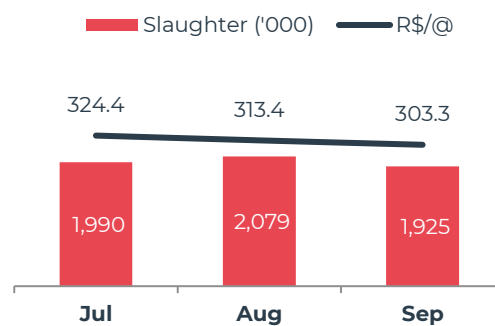
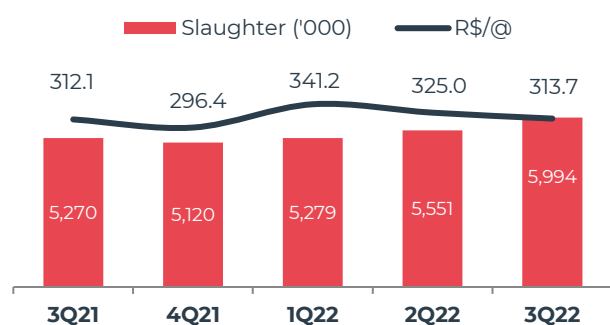
Brazil

Cattle Supply

In 3Q22, approximately 6.0 million head of cattle were slaughtered in Brazil, up by 8% in relation to 2Q22 and 14% higher in the annual comparison. The elevated growth in slaughter is an indication of a reversal of the Brazilian bovine cycle, increasing the availability of animals ready for slaughter.

The arroba price (indicator: Finished Cattle ESALQ/BM&F - state of São Paulo) averaged R\$313.7/@, down by 3% quarter-on-quarter. Average cattle prices in dollars reached US\$4.0/kg in the quarter, down by 10% over 2Q22.

Figures 1, 2, 3, and 4 – Cattle Slaughter and Average Cattle Price – R\$/@ and US\$/kg

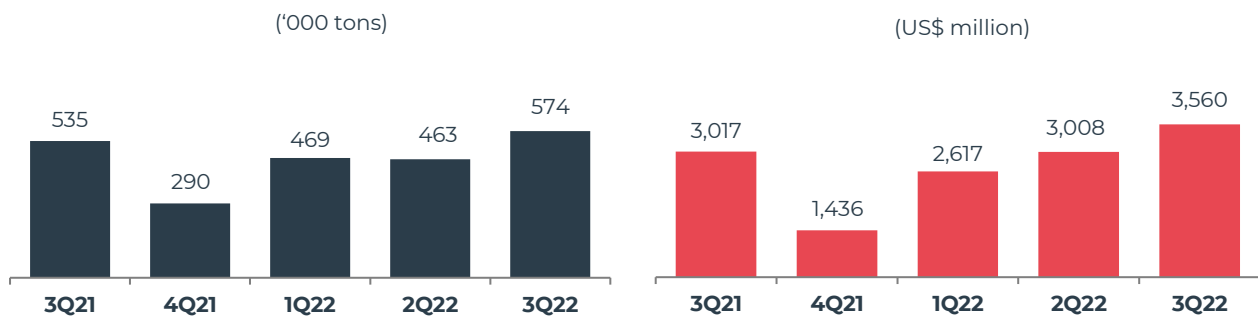


Source: Ministry of Agriculture, Livestock and Supply, CEPEA/ESALQ | 3Q22 Preliminary Slaughter Data

Export Market

Brazilian beef exports reached 574,000 tons in 3Q22, growing by 24% from the previous quarter and by 7% year-on-year. Exported volume reached a record amount in the quarter, confirming the strong seasonality of demand that occurs in the second half of the year. Export revenues reached US\$3.6 billion in 3Q22, a significant increase of 18% compared both to 2Q22 and year-on-year.

Figures 5 and 6 – Fresh Beef Exports



Source: Ministry of Development, Industry and Foreign Trade | Preliminary Export Data

In 3Q22, the average beef price in dollars reached US\$6.2/kg, increasing by 11% over 3Q21. In reais, the average price for the quarter was R\$32.7/kg, up by 11% year-on-year and 2% higher than the previous quarter.

Figure 7 – Average Fresh Beef Price

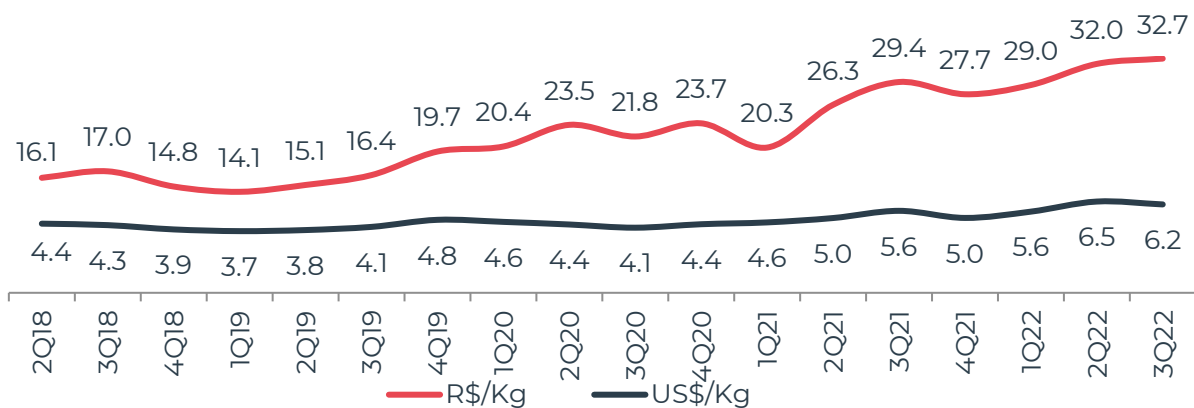
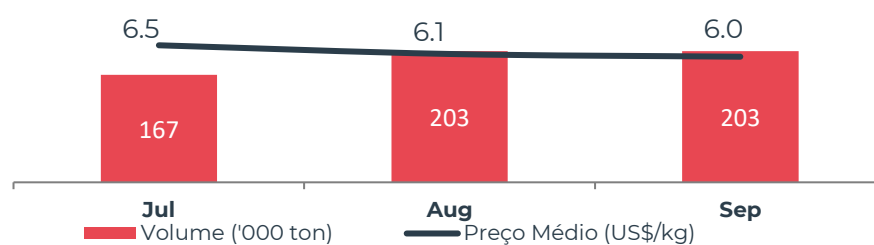


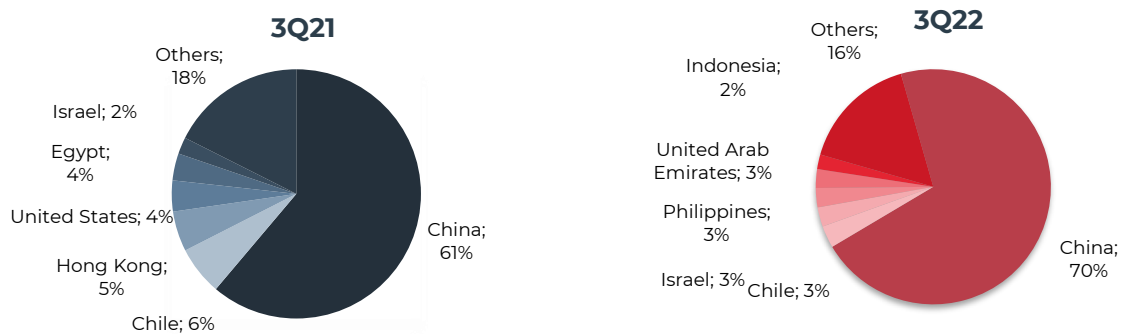
Figure 8 – Brazilian Fresh Beef Exports



Source: Ministry of Development, Industry, and Foreign Trade

China continued as the main export destination for Brazilian beef in 3Q22, with a 70% market share, up by 9 p.p. year-on-year, followed by Chile, Israel, the Philippines, and the United Arab Emirates, accounting for 3% each.

Figures 9 and 10 – Export Destinations (% of Revenue)



Source: Ministry of Development, Industry, and Foreign Trade

Domestic Market

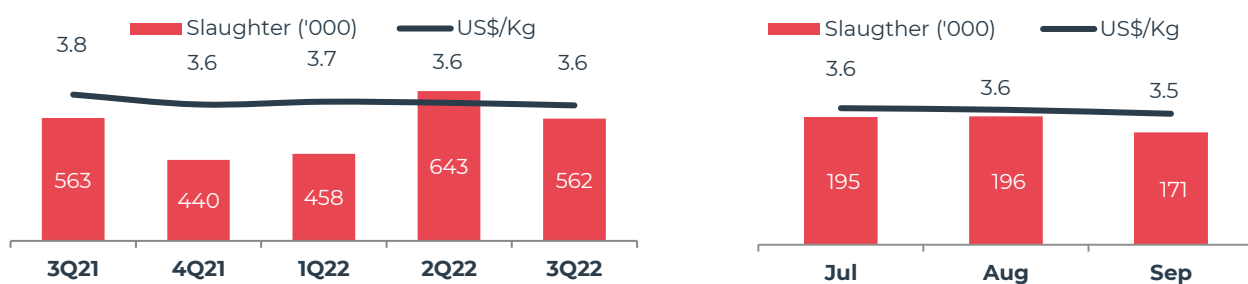
Consumption in the Brazilian market remained flat during the third quarter of 2022 in relation to the previous quarter, however, it is worth highlighting that the second half of the year is characterized by seasonal increases in domestic demand for beef, which is expected to be even stronger in 2022 due to the FIFA World Cup.

Paraguay

Cattle Supply

In Paraguay, a total of 562,000 head of cattle were slaughtered in 3Q22, down by 13% compared to 2Q22. Average cattle prices remained flat at US\$3.6/kg in the period.

Figures 11 and 12 – Cattle Slaughter and Average Cattle Price



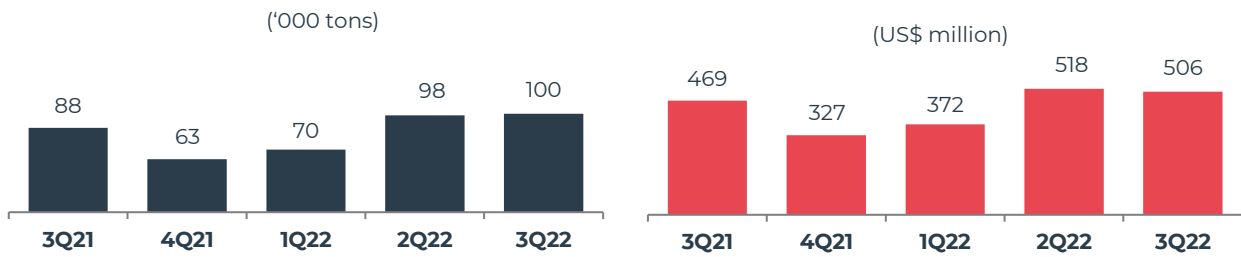
Source: OCIT – Oficina Consultiva y de Investigación Técnica | 3Q22 Preliminary Data

Export Market

Paraguayan beef exports totaled 100,000 tons in 3Q22, flat in relation to 2Q22 and 13% higher in the annual comparison. Export revenues reached R\$506 million in 3Q22, an 8% growth year-on-year and a slight 2% reduction compared to the previous quarter.

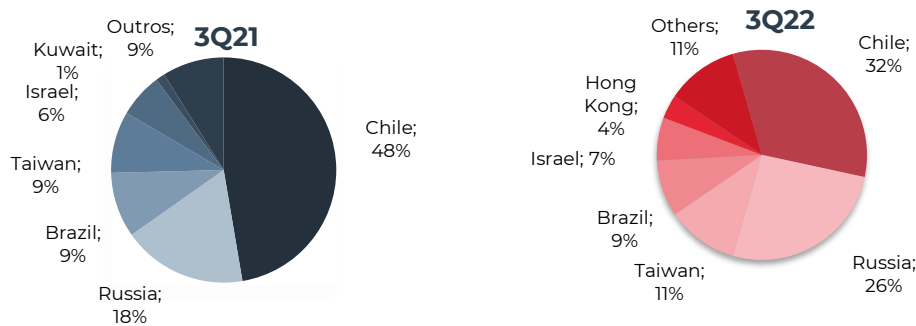
In 3Q22, Chile was the main destination of Paraguayan beef exports, accounting for 32% of the total amount, followed by Russia, with 26%, and Taiwan, with 11%. It is worth noting that Paraguay is the only country in South America that exports to this destination.

Figures 13 and 14 – Fresh Beef Exports



Source: OCIT – Oficina Consultiva y de Investigación Técnica and BCP – Banco Central del Paraguay

Figures 15 and 16 – Export Destinations (% of Revenue)



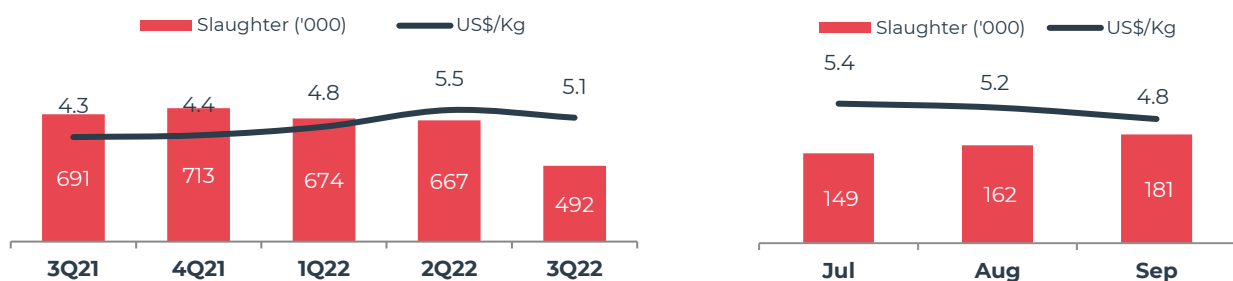
Source: OCIT – Oficina Consultiva y de Investigación Técnica and BCP – Banco Central del Paraguay

Uruguay

Cattle Supply

In 3Q22, a total of 492,000 head of cattle were slaughtered in Uruguay. Cattle prices averaged at US\$5.1/kg in the period.

Figures 17 and 18 – Cattle Slaughter and Average Cattle Price



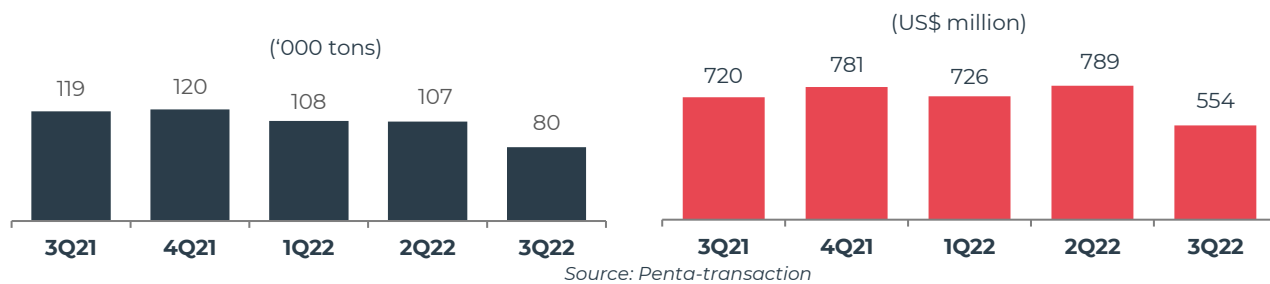
Source: INAC

Export Market

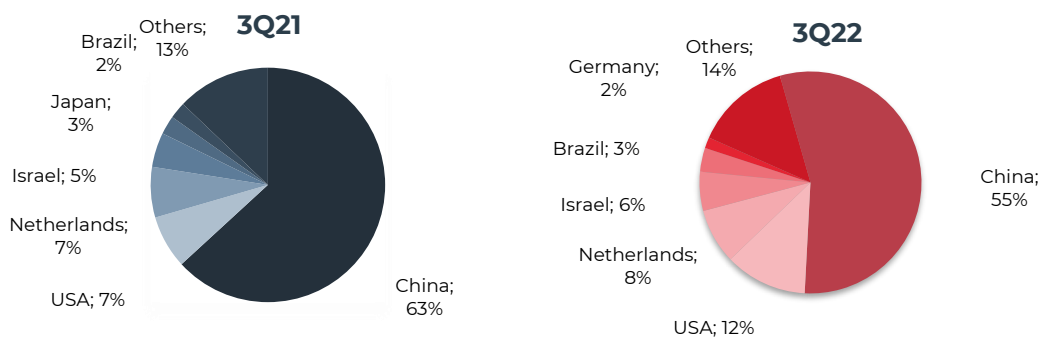
Uruguayan exports totaled 80,000 tons in the third quarter of 2022, reducing in the annual and quarterly comparisons and influenced by a lower availability of animals. Export revenue totaled US\$554 million.

China remained as the main destination for Uruguayan beef, representing 55% of exports, followed by the USA, with 12%, and the Netherlands as the third largest destination, with 8% of total exports.

Figures 19 and 20 – Fresh Beef Exports



Figures 21 and 22 – Export Destinations (% of Revenue)

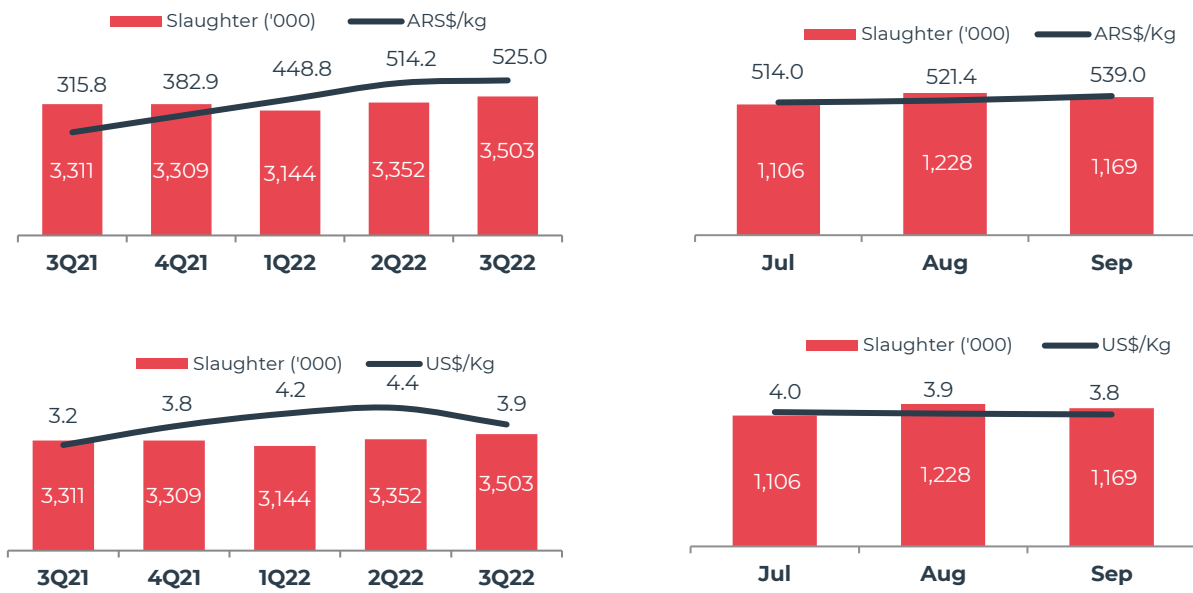


Argentina

Cattle Supply

In 3Q22, cattle slaughter in Argentina totaled 3.503 million head of cattle, up by 6% year-on-year and by 5% quarter-on-quarter. The average price of cattle in Argentina reached ARS\$525.0/kg in the period. Average cattle prices in dollars reached US\$3.9/kg, down by 12% quarter-on-quarter.

Figures 23, 24, 25, and 26 – Cattle Slaughter and Average Cattle Price – ARS\$/kg and US\$/kg

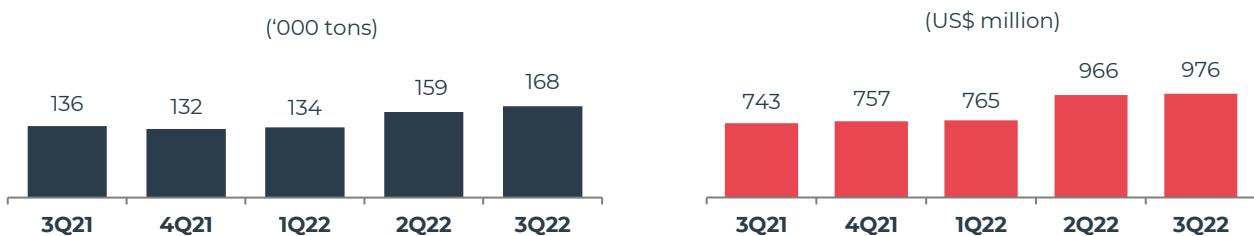


Source: ABC-consorcio

Export Market

Argentine exports totaled 168,000 tons in the third quarter of 2022, up by 6% quarter-on-quarter and by 24% compared to 3Q21. Export revenues reached US\$976 million in 3Q22, remaining flat in relation to 2Q22 and with a significant 31% increase over the same period in 2021.

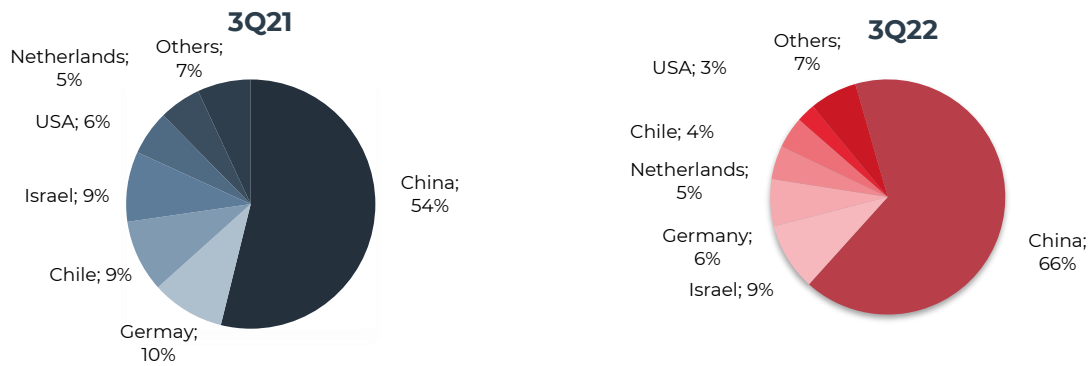
Figures 27 and 28 – Fresh Beef Exports



Source: INDEC

China remained as the main export destination, with 66% of the total amount exported by Argentina in 3Q22. Israel was the second largest export destination, with 9% of the amount, followed by Germany, with 6%, and the Netherlands, Chile, and the USA, accounting for approximately 5%, 4% and 3%, respectively.

Figures 29 and 30 – Export Destinations (% of Revenue)



Source: INDEC - Instituto Nacional de Estadística y Censos | 3Q22 Preliminary Data

Domestic Market

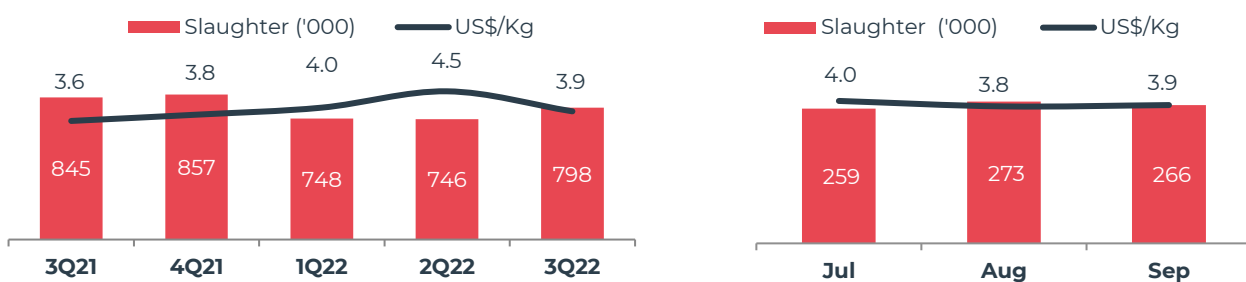
The strong economic and social crisis in Argentina continues to affect the population's purchasing power, negatively impacting the consumption of fresh beef and encouraging a shift to lower-valued added products, such as hamburgers, breaded products, sausages and pâtés.

Colombia

Cattle Supply

In 3Q22, a total of 798,000 head of cattle were slaughtered in Colombia, increasing by 7% over the previous quarter. Average cattle prices totaled US\$3.9/kg in the third quarter of 2022.

Figures 31 and 32 – Cattle Slaughter and Average Cattle Price



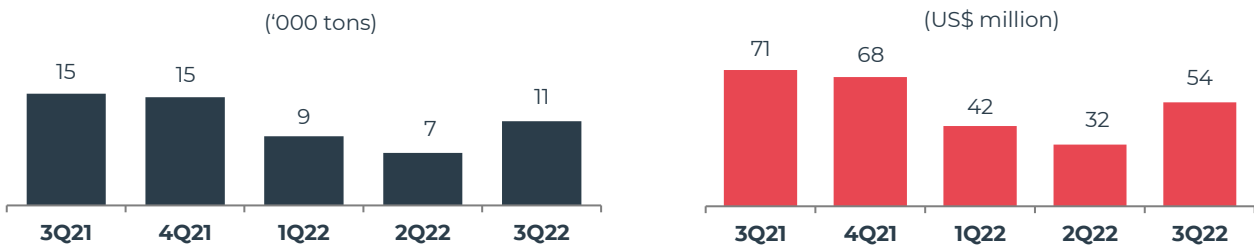
Source: DANE – Departamento Administrativo Nacional de Estadísticas e Feira de Medellín | 3Q22 Preliminary Data

Export Market

Colombia's beef exports reached 11,000 tons in 3Q22, up by 61% quarter-on-quarter, and reaching export revenues of US\$54 million, 69% higher than the previous quarter.

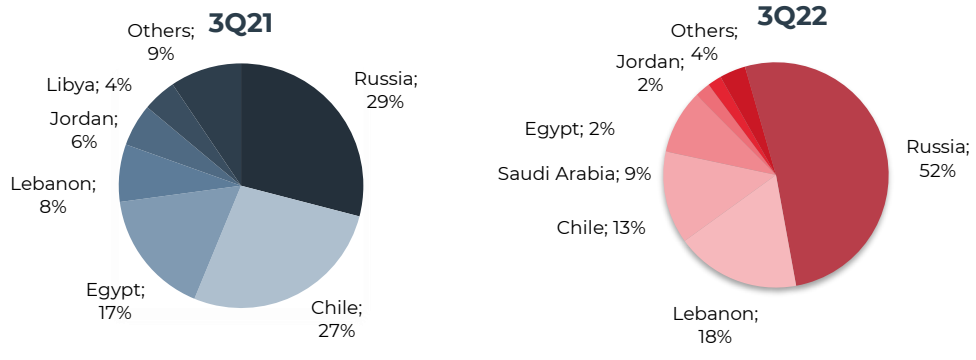
Russia remains the main destination for Colombian beef exports, accounting for 52% of total exports in the quarter, followed by Lebanon, with an 18% market share, and Chile as the third largest destination, with 13% of the Colombian exports.

Figures 33 and 34 – Fresh Beef Exports



Source: Legiscomex

Figures 35 and 36 – Export Destinations (% of Revenue)



Source: Legiscomex