



MZ

EMPOWERING INVESTOR RELATIONS

EXCEPTIONAL CUSTOMER SERVICE
AND INNOVATIVE TECHNOLOGY

ESTUDO DE PERCEPÇÃO QUALICORP

3T20



INTRODUÇÃO E METODOLOGIA



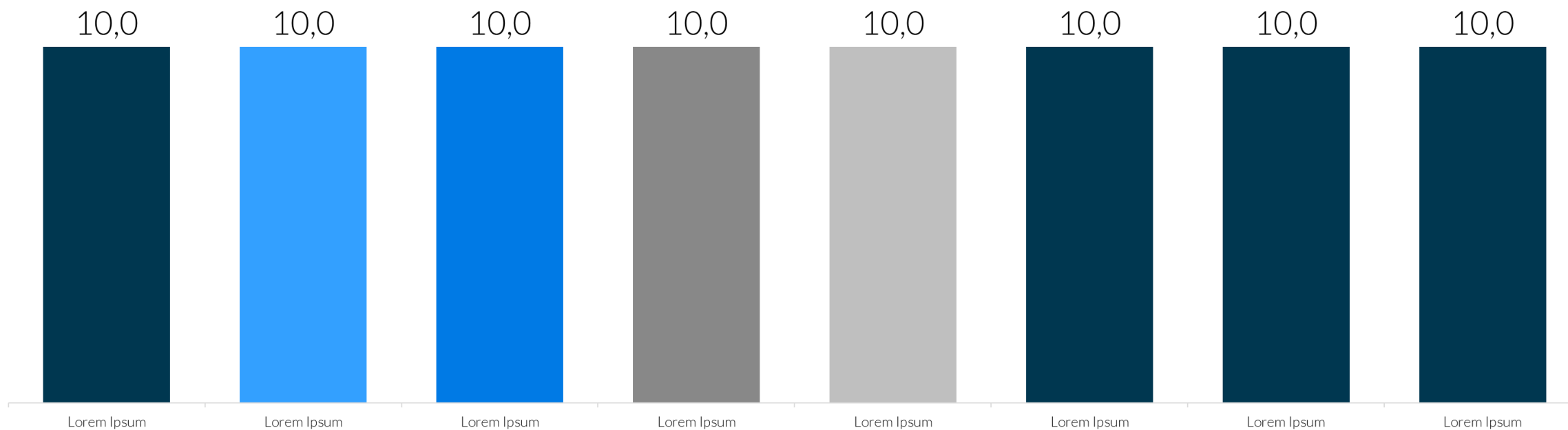
Lorem ipsum dolor sit amet, consectetur adipiscing elit. Lorem ipsum dolor sit amet, consectetur adipiscing elit. Lorem ipsum dolor sit amet, consectetur adipiscing elit. Lorem ipsum dolor sit amet, consectetur adipiscing elit. Lorem ipsum dolor sit amet, consectetur adipiscing elit. Lorem ipsum dolor sit amet, consectetur adipiscing elit. Lorem ipsum dolor sit amet, consectetur adipiscing elit. Lorem ipsum dolor sit amet, consectetur adipiscing elit.

Lorem ipsum dolor sit amet, consectetur adipiscing elit. Lorem ipsum dolor sit amet, consectetur adipiscing elit. Lorem ipsum dolor sit amet, consectetur adipiscing elit. Lorem ipsum dolor sit amet, consectetur adipiscing elit. Lorem ipsum dolor sit amet, consectetur adipiscing elit. Lorem ipsum dolor sit amet, consectetur adipiscing elit. Lorem ipsum dolor sit amet, consectetur adipiscing elit. Lorem ipsum dolor sit amet, consectetur adipiscing elit.

Lorem ipsum dolor sit amet, consectetur adipiscing elit. Lorem ipsum dolor sit amet, consectetur adipiscing elit. Lorem ipsum dolor sit amet, consectetur adipiscing elit. Lorem ipsum dolor sit amet, consectetur adipiscing elit. Lorem ipsum dolor sit amet, consectetur adipiscing elit. Lorem ipsum dolor sit amet, consectetur adipiscing elit. Lorem ipsum dolor sit amet, consectetur adipiscing elit. Lorem ipsum dolor sit amet, consectetur adipiscing elit.



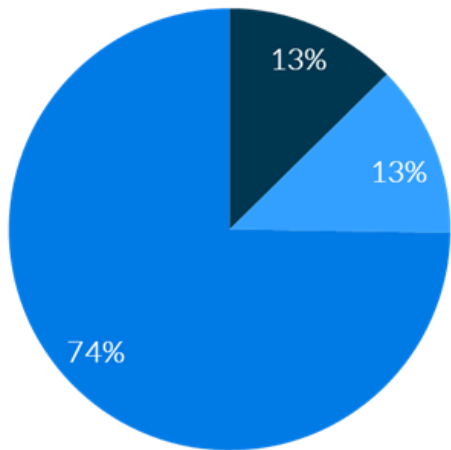
Lorem Ipsum



ENTREVISTADOS E PERFIL

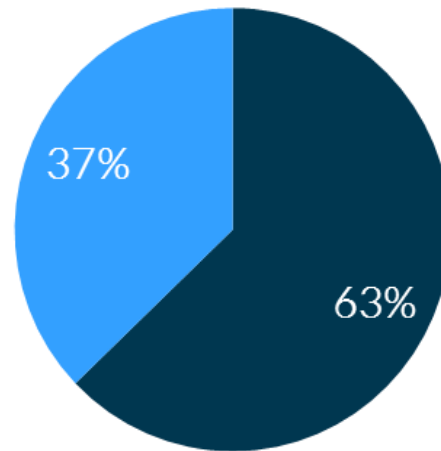
Participante	Instituição
Lorem Ipsum	Dolor Sit
Lorem Ipsum	Dolor Sit
Lorem Ipsum	Dolor Sit
Lorem Ipsum	Dolor Sit
Lorem Ipsum	Dolor Sit
Lorem Ipsum	Dolor Sit
Lorem Ipsum	Dolor Sit
Lorem Ipsum	Dolor Sit

Localidade



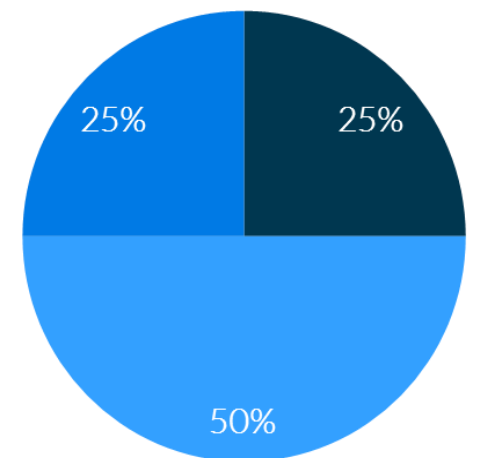
- Lorem Ipsum
- Dolor Sit
- Sit Amet

Perfil dos Entrevistados



- Lorem Ipsum
- Dolor Sit

Tipo de Instituição



- Lorem Ipsum
- Lorem Ipsum
- Lorem Ipsum



TEMA DE PERGUNTA DO QUESTIONÁRIO

Lorem ipsum dolor sit amet, consectetur adipiscing elit
lorem ipsum dolor sit amet.



Principais Críticas:

- Lorem ipsum dolor sit amet, consectetur adipiscing elit
- Lorem ipsum dolor sit amet, consectetur adipiscing elit
- Lorem ipsum dolor sit amet, consectetur adipiscing.



TEMA DE PERGUNTA DO QUESTIONÁRIO



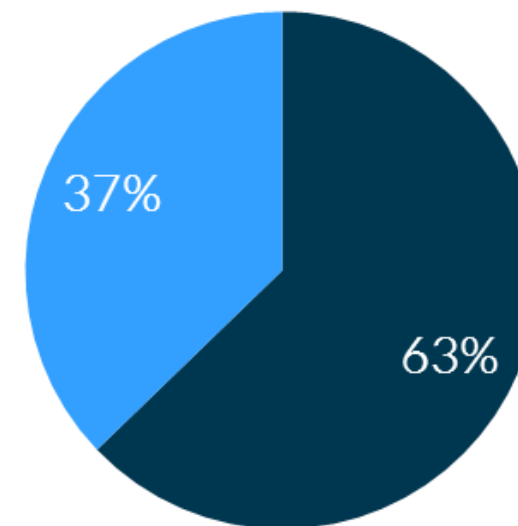
Quantidade de Lorem Ipsum:
XXX



Principal Sugestão:

Lorem ipsum dolor sit amet,
consectetu elitlorem

Lorem Ipsum



■ Lorem Ipsum ■ Dolor Sit



TEMA DE PERGUNTA DO QUESTIONÁRIO

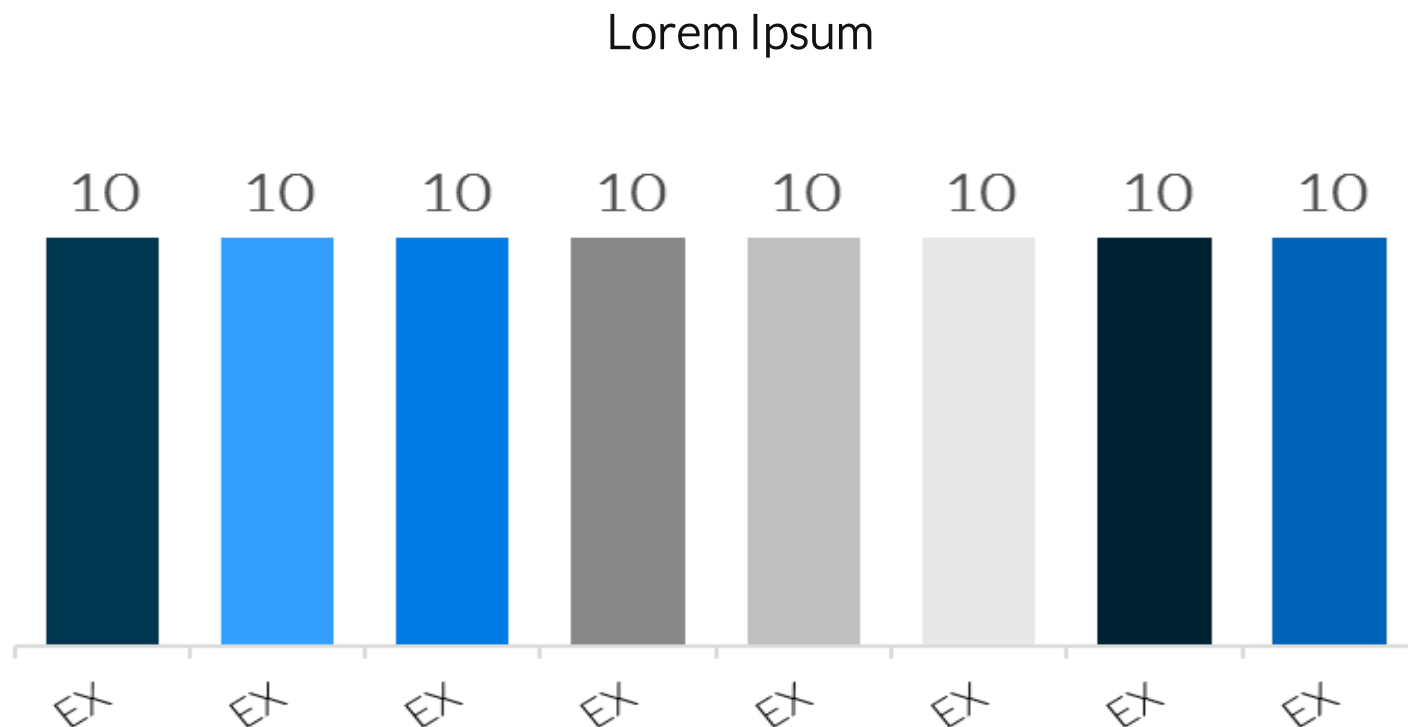


Média geral desse item:
XXX



Principal Sugestão:

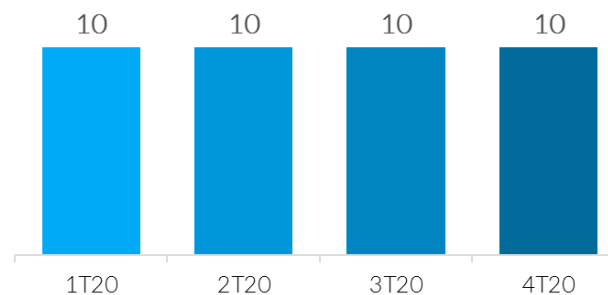
Lorem ipsum dolor sit amet,
consectetu elitlorem



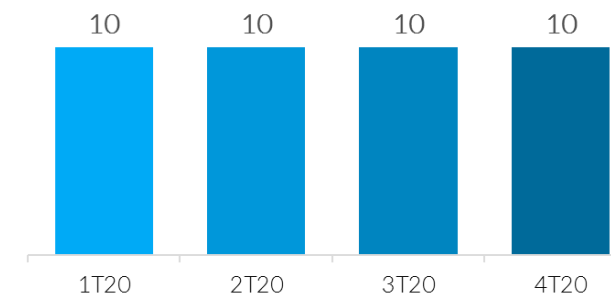
MODELO DE PARTICIPANTES DAS TELECONFERÊNCIAS DE RESULTADOS

Apresentamos ao lado, a quantidade de participantes das teleconferências de resultados desde o 1T20 até o 4T20, tanto via telefone quanto via plataforma webcast, nos idiomas Português e Inglês.

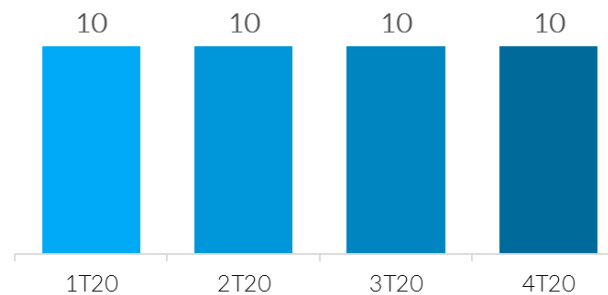
Participantes via Telefone em Português



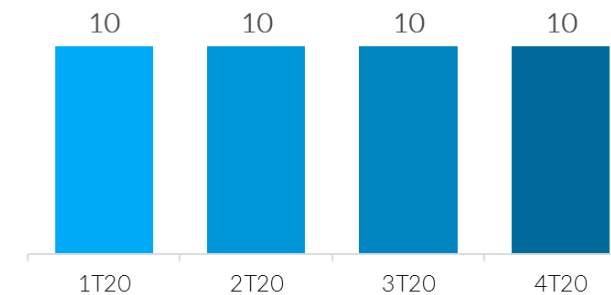
Participantes via Telefone em Inglês



Participantes via Webcast em Português



Participantes via Webcast em Inglês

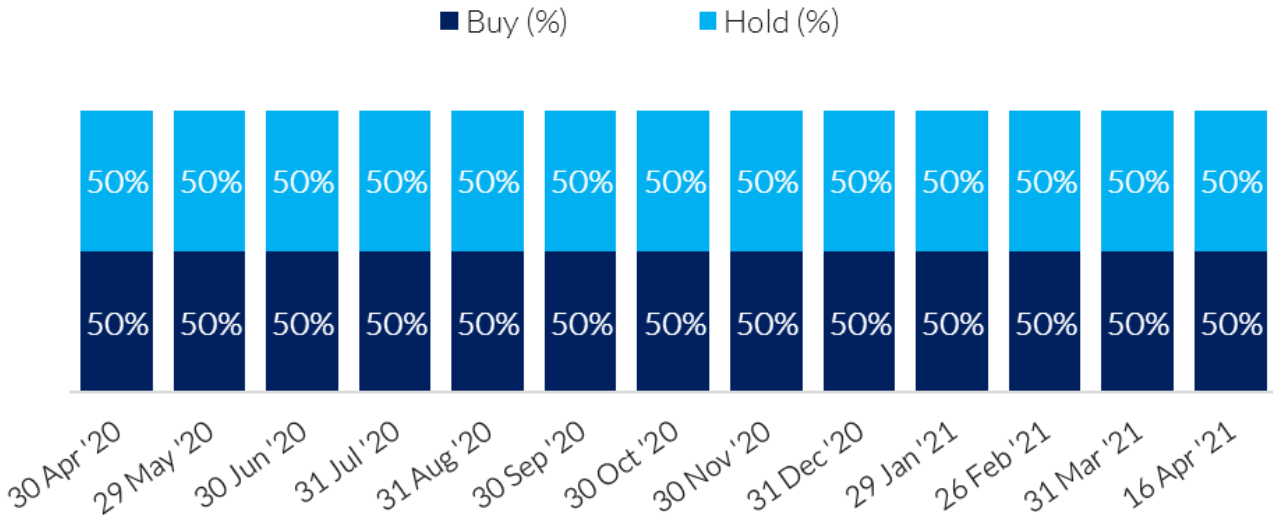


MODELO DE DADOS DE COBERTURA E PREÇO ALVO

Apresentamos a seguir a evolução da cobertura e preço alvo da Qualicorp de acordo com o provedor de dados Factset®. Lorem ipsum dolor sit amet, consectetur adipiscing elit, lorem ipsum dolor sit amet, consectetur adipiscing elit, lorem ipsum dolor sit amet, consectetur adipiscing elit, lorem ipsum dolor sit amet, consectetur adipiscing elit.

Lorem ipsum dolor sit amet, consectetur adipiscing elit, lorem ipsum dolor sit amet, consectetur adipiscing elit, lorem ipsum dolor sit amet, consectetur adipiscing elit, lorem ipsum dolor sit amet, consectetur adipiscing elit, lorem ipsum dolor sit amet, consectetur adipiscing elit, lorem ipsum dolor sit amet, consectetur adipiscing elit.

Dados de Cobertura



Preço Alvo para as Ações Preferencias TICKER = XXXXX



MODELO DE POSSÍVEIS INVESTIDORES IDENTIFICADOS

Apresentamos a seguir uma lista de XXX instituições, cujos fundos reportaram que, a partir de Lorem Ipsum, investiam nos pares da Qualicorp e não possuíam posição na Companhia, de acordo com as informações disponíveis na plataforma MZiQ®, com o intuito de sempre trazer informações sobre possíveis novos investidores para a base acionária da Qualicorp.

Lorem ipsum dolor sit amet, consectetur adipiscing elit Lorem ipsum dolor sit amet, consectetur adipiscing elit Lorem ipsum dolor sit amet, consectetur adipiscing.

Possíveis Investidores Identificados

Instituição	Tipo	Estilo	Cidade	Valor sob Gestão (\$MM)
Lorem Ipsum	Dolor Sit	-	Lorem Ipsum	xxx
Lorem Ipsum	Dolor Sit	-	Lorem Ipsum	xxx
Lorem Ipsum	Dolor Sit	-	Lorem Ipsum	xxx
Lorem Ipsum	Dolor Sit	-	Lorem Ipsum	xxx
Lorem Ipsum	Dolor Sit	-	Lorem Ipsum	xxx
Lorem Ipsum	Dolor Sit	-	Lorem Ipsum	xxx
Lorem Ipsum	Dolor Sit	-	Lorem Ipsum	xxx
Lorem Ipsum	Dolor Sit	-	Lorem Ipsum	xxx
Lorem Ipsum	Dolor Sit	-	Lorem Ipsum	xxx
Lorem Ipsum	Dolor Sit	-	Lorem Ipsum	xxx
Lorem Ipsum	Dolor Sit	-	Lorem Ipsum	xxx
Lorem Ipsum	Dolor Sit	-	Lorem Ipsum	xxx
Lorem Ipsum	Dolor Sit	-	Lorem Ipsum	xxx
Lorem Ipsum	Dolor Sit	-	Lorem Ipsum	xxx
Lorem Ipsum	Dolor Sit	-	Lorem Ipsum	xxx



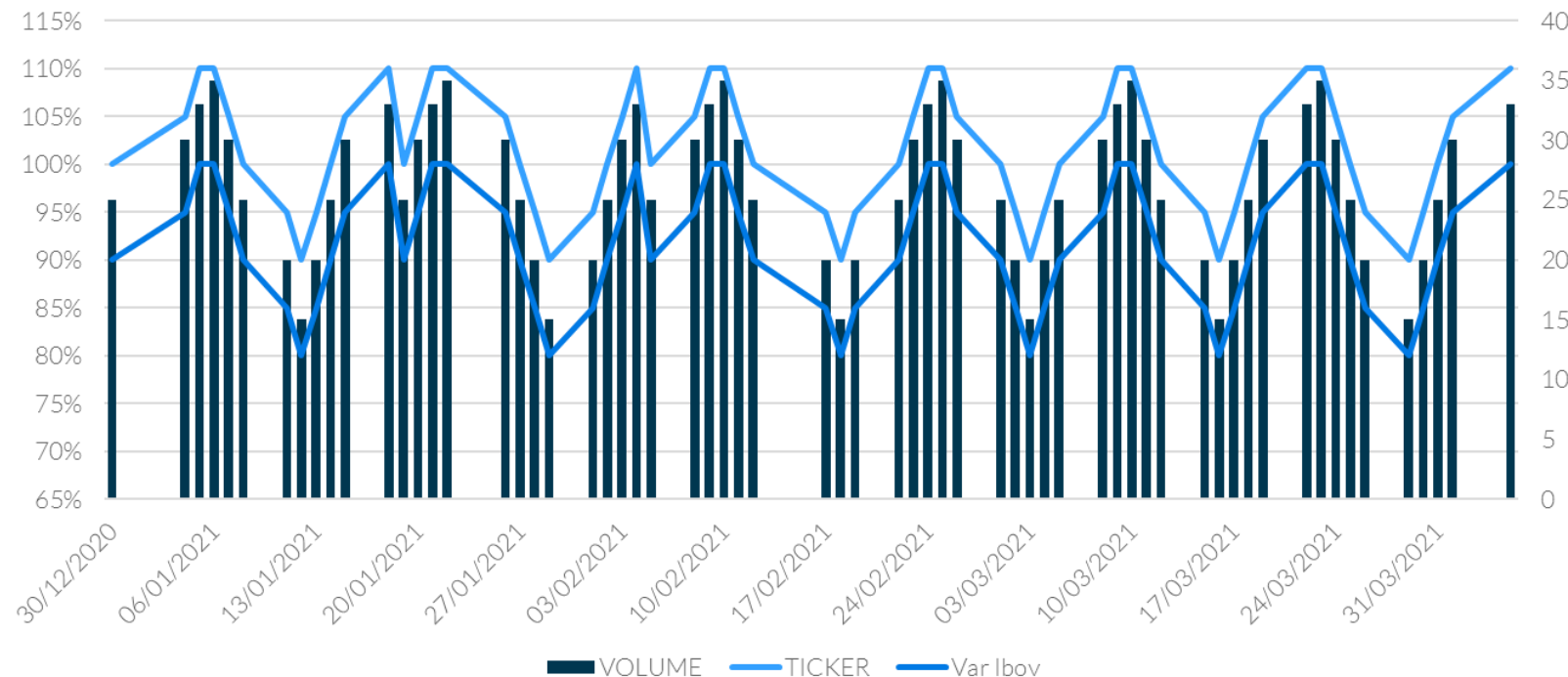
MODELO DE DADOS DE MERCADO DESEMPENHO DA TICKER EM 2021

Lorem ipsum dolor sit amet, consectetur adipiscing elit
 Lorem ipsum dolor sit amet, consectetur adipiscing elit
 Lorem ipsum dolor sit amet, consectetur adipiscing elit
 Lorem ipsum dolor sit amet, consectetur adipiscing elit
 Lorem ipsum dolor sit amet, consectetur adipiscing elit
 Lorem ipsum dolor sit amet, consectetur adipiscing elit

Lorem ipsum dolor sit amet, consectetur adipiscing elit
 Lorem ipsum dolor sit amet, consectetur adipiscing elit
 Lorem ipsum dolor sit amet, consectetur adipiscing elit
 Lorem ipsum dolor sit amet, consectetur adipiscing elit
 Lorem ipsum dolor sit amet, consectetur adipiscing elit
 Lorem ipsum dolor sit amet, consectetur adipiscing elit

Ao lado o gráfico da performance da TICKER e do IBOV, utilizando os dados disponíveis pelo provedor de dados Factset®.

Performance TICKER x IBOV

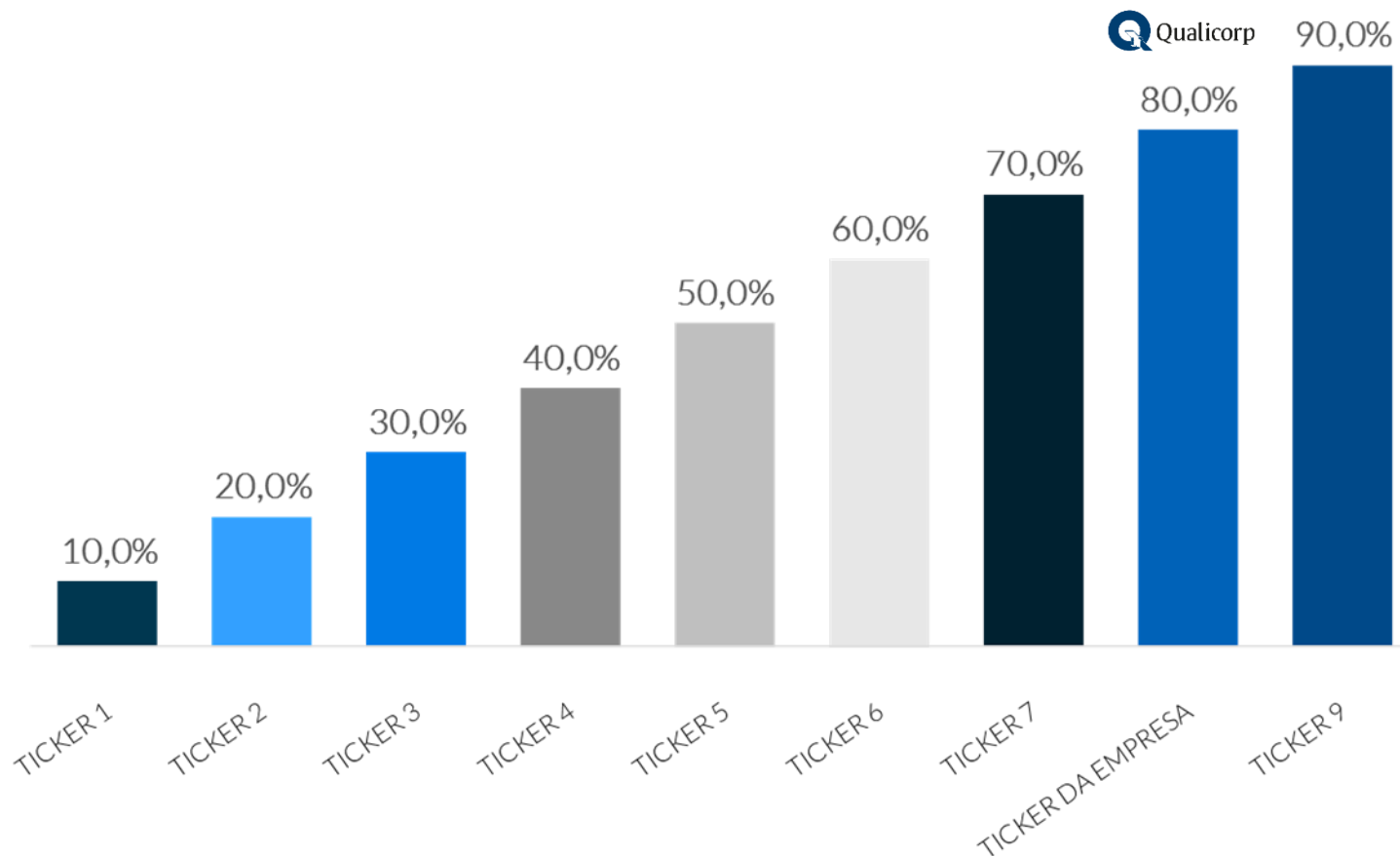


Lorem ipsum dolor sit amet, consectetur adipiscing elit. Lorem ipsum dolor sit amet, consectetur adipiscing elit. Lorem ipsum dolor sit amet, consectetur adipiscing elit. Lorem ipsum dolor sit amet, consectetur adipiscing elit. Lorem ipsum dolor sit amet, consectetur adipiscing elit.

Lorem ipsum dolor sit amet, consectetur adipiscing elit. Lorem ipsum dolor sit amet, consectetur adipiscing elit. Lorem ipsum dolor sit amet, consectetur adipiscing elit. Lorem ipsum dolor sit amet, consectetur adipiscing elit.

Ao lado gráfico da performance das empresas do setor, utilizando os dados disponíveis pelo provedor de dados Factset®.

Desempenho do Setor



CONSIDERAÇÕES FINAIS

Lorem ipsum dolor sit amet, consectetur adipiscing elit
lorem ipsum dolor sit amet, consectetur

Lorem ipsum dolor sit amet, consectetur adipiscing elit
lorem ipsum dolor sit amet, consectetur adipiscing elit
lorem ipsum dolor sit amet, consectetur adipiscing elit
lorem ipsum dolor sit amet, consectetur adipiscing elit
lorem ipsum consectetur adipiscing elit.

Lorem ipsum dolor sit amet, consectetur adipiscing elit
lorem ipsum dolor sit amet, consectetur adipiscing elit
lorem ipsum dolor sit amet, consectetur adipiscing elit
lorem ipsum.





CÁSSIO RUFINO

PARTNER | IR & CFO

cassio.rufino@mzgroup.com

+55 (11) 98407 3130



EQUIPE MZ ESTUDOS

mz.estudos@mzgroup.com

