



**MZ** | empowering  
investor  
relations

ESTUDO DE  
**PERCEPÇÃO**

23/12/2020

 **SIMPAR**

## Sumário

INTRODUÇÃO E METODOLOGIA	3
LISTA DE ENTREVISTADOS	4
PERFIL DOS ENTREVISTADOS	4
SUMÁRIO EXECUTIVO	5
TEMA DA PERGUNTA DO QUESTIONÁRIO	7
MODELO DE PARTICIPANTES DAS TELECONFERÊNCIAS DE RESULTADOS	8
MODELO DE DADOS DE COBERTURA E PREÇO ALVO	9
MODELO DE POSSÍVEIS INVESTIDORES IDENTIFICADOS	10
MODELO DE DADOS DE MERCADO – TICKER	11
MODELO DE QUESTIONÁRIO	12
MODELO DE TRANSCRIÇÕES DAS ENTREVISTAS	13



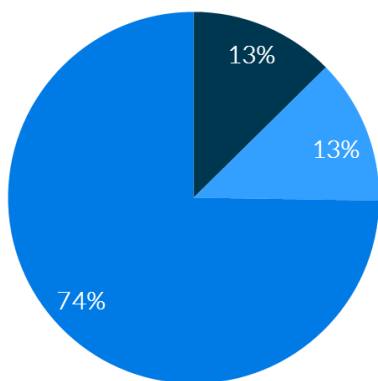
### LISTA DE ENTREVISTADOS

Lorem ipsum dolor sit amet, consectetur adipiscing elit Lorem ipsum dolor sit amet, consectetur adipiscing elit.

Participante	Instituição
Lorem Ipsum	Dolor Sit
Lorem Ipsum	Dolor Sit
Lorem Ipsum	Dolor Sit
Lorem Ipsum	Dolor Sit
Lorem Ipsum	Dolor Sit
Lorem Ipsum	Dolor Sit
Lorem Ipsum	Dolor Sit
Lorem Ipsum	Dolor Sit

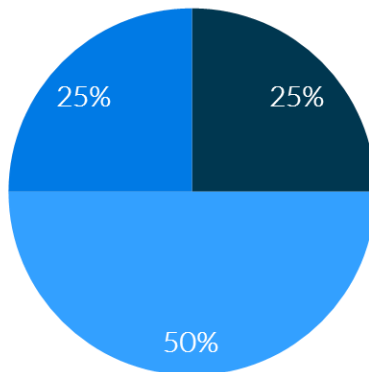
### PERFIL DOS ENTREVISTADOS

Cidade



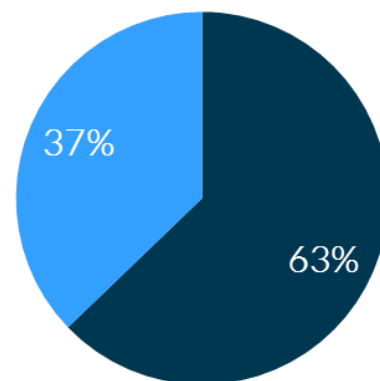
- Lorem Ipsum
- Dolor Sit
- Sit Amet

Tipo de Instituição



- Lorem Ipsum
- Lorem Ipsum
- Lorem Ipsum

Perfil



- Lorem Ipsum
- Dolor Sit









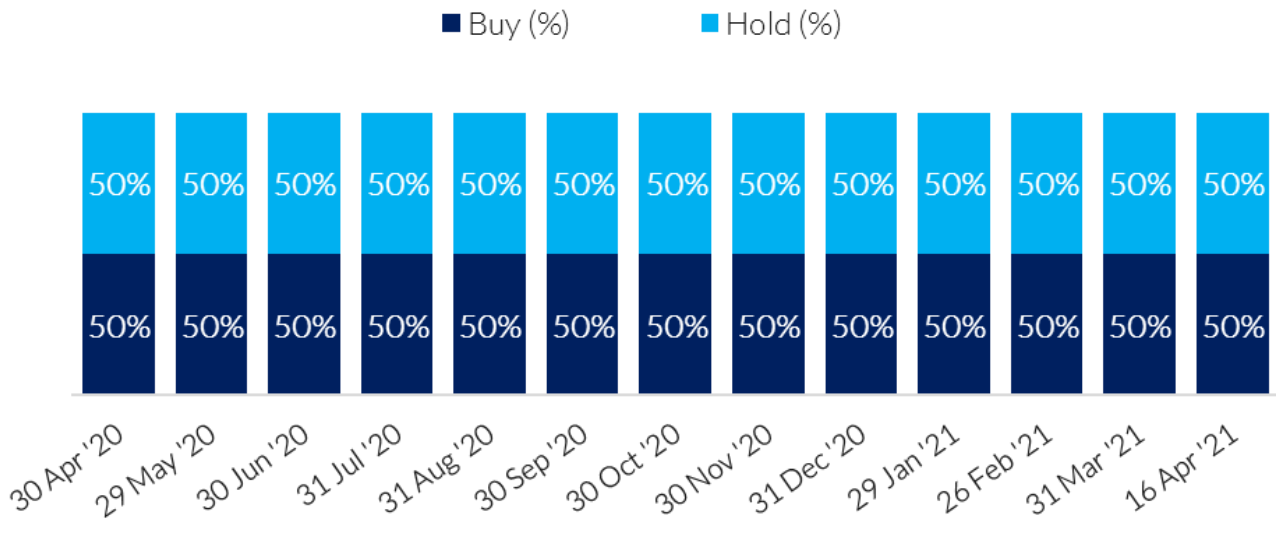


## MODELO DE DADOS DE COBERTURA E PREÇO ALVO

Apresentamos a seguir a evolução da cobertura e preço alvo da Simpar de acordo com o provedor de dados FactSet®. Lorem ipsum dolor sit amet, consectetur adipiscing elitlorem ipsum dolor sit amet, consectetur adipiscing elitlorem ipsum dolor sit amet, consectetur.

Lorem ipsum dolor sit amet, consectetur adipiscing elitlorem ipsum dolor sit amet, consectetur adipiscing elitlorem ipsum dolor sit amet, consectetur adipiscing elitlorem ipsum dolor sit amet, consectetur adipiscing elitlorem ipsum dolor sit amet, consectetur adipiscing elitlorem ipsum dolor sit amet, consectetur adipiscing elitlorem ipsum dolor sit amet, consectetur.

O preço alvo atual para as ações XXX é de R\$ XXX, e abrange XXX coberturas, de acordo com os dados da FactSet®.





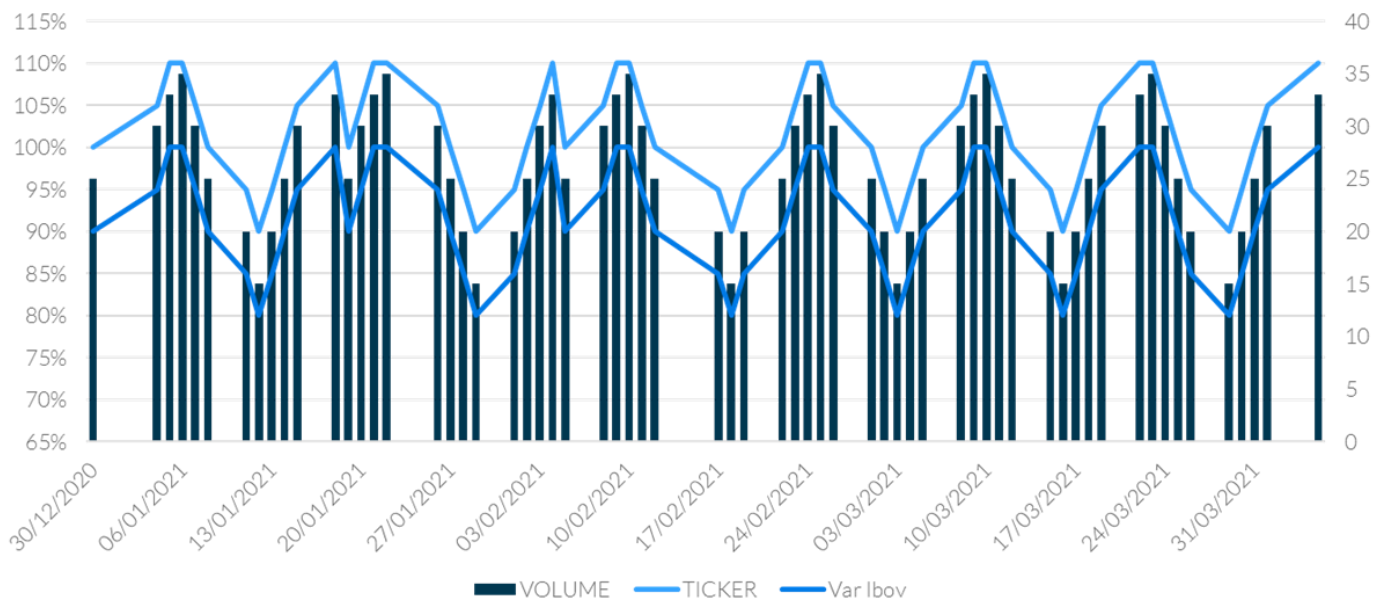
### MODELO DE DADOS DE MERCADO – TICKER

Lorem ipsum dolor sit amet, consectetur adipiscing elit Lorem ipsum dolor sit amet, consectetur adipiscing elit Lorem ipsum dolor sit amet, consectetur adipiscing elit Lorem ipsum dolor sit amet, consectetur adipiscing elit Lorem ipsum dolor sit amet, consectetur adipiscing elit Lorem ipsum dolor sit amet, consectetur adipiscing elit Lorem ipsum dolor sit amet, consectetur adipiscing elit Lorem ipsum dolor sit amet, consectetur adipiscing elit.

Lorem ipsum dolor sit amet, consectetur adipiscing elit Lorem ipsum dolor sit amet, consectetur adipiscing elit Lorem ipsum dolor sit amet, consectetur adipiscing elit Lorem ipsum dolor sit amet, consectetur adipiscing elit Lorem ipsum dolor sit amet, consectetur adipiscing elit Lorem ipsum dolor sit amet, consectetur adipiscing elit Lorem ipsum dolor sit amet, consectetur adipiscing elit Lorem ipsum dolor sit amet, consectetur adipiscing elit.

Abaixo o gráfico da performance da TICKER e do IBOV, utilizando os dados disponíveis pelo provedor de dados Factset®.

#### Performance da ação e volume negociado



## MODELO DE QUESTIONÁRIO

1. Lorem ipsum dolor sit amet, consectetur adipiscing elitlorem ipsum dolor sit amet, consectetur adipiscing elitlorem ipsum dolor sit amet?
2. Lorem ipsum dolor sit amet, consectetur adipiscing elitlorem ipsum dolor sit amet, consectetur adipiscing elitlorem ipsum dolor sit amet, consectetur adipiscing elitlorem ipsum dolor sit amet, consectetur adipiscing elitlorem ipsum dolor sit amet, consectetur adipiscing elitlorem ipsum dolor sit amet, consectetur adipiscing elitlorem ipsum dolor sit amet?
3. Lorem ipsum dolor sit amet, consectetur adipiscing elitlorem ipsum dolor sit amet, consectetur?
4. Lorem ipsum dolor sit amet, consectetur adipiscing elitlorem ipsum dolor sit amet, consectetur adipiscing elitlorem ipsum dolor?
5. Lorem ipsum dolor sit amet, consectetur adipiscing elitlorem ipsum dolor sit amet, consectetur adipiscing elitlorem ipsum dolor sit amet, consectetur adipiscing elitlorem ipsum dolor sit amet, consectetur adipiscing elitlorem ipsum dolor sit amet, consectetur adipiscing?
6. Lorem ipsum dolor sit amet, consectetur adipiscing elitlorem ipsum dolor sit amet, consectetur adipiscing elitlorem ipsum dolor sit amet:
  - a. Lorem ipsum dolor sit amet, consectetur;
  - b. Elitlorem ipsum dolor sit amet, consectetur adipiscing;
  - c. Lorem ipsum dolor sit amet, consectetur adipiscing adipiscing elitlorem;
  - d. Ipsum dolor sit amet, consectetur adipiscing;
  - E. Ipsum dolor sit amet, consectetur adipiscing elitlorem dolor sit amet lorem ipsumt;
  - f. Consectetur adipiscing elitlorem ipsum dolor sit amet lorem ipsumt;
  - g. Ipsum dolor sit amet, consectetur adipiscing;
  - h. Sit amet, consectetur adipiscing.



*Consectetur adipiscing elitlorem ipsum dolor sit amet lorem ipsum dolor sit amet, consectetur adipiscing consectetur.*

*Lorem ipsum dolor sit amet, consectetur adipiscing elitlorem ipsum dolor sit amet, consectetur adipiscing elitlorem ipsum dolor sit amet, consectetur adipiscing elitlorem ipsum dolor sit amet lorem ipsum dolor sit amet, consectetur adipiscing consectetur adipiscing elitlorem ipsum dolor sit amet lorem ipsum dolor sit amet, consectetur adipiscing sit amet lorem ipsum dolor sit amet, consectetur adipiscing.*

*Elitlorem ipsum dolor sit amet, consectetur adipiscing elitlorem ipsum dolor sit.*



[mzgroup.com](http://mzgroup.com)

## Cássio Rufino

Partner, IR & CFO

[cassio.rufino@mzgroup.com](mailto:cassio.rufino@mzgroup.com) / +55 11 98407-3130

## Equipe Estudos

[mz.estudoss@mzgroup.com](mailto:mz.estudoss@mzgroup.com)