



MZ | empowering
investor
relations

ESTUDO DE
PERCEPÇÃO

11/01/2021



Sumário

INTRODUÇÃO E METODOLOGIA	3
LISTA DE ENTREVISTADOS	4
PERFIL DOS ENTREVISTADOS	4
SUMÁRIO EXECUTIVO	5
TEMA DA PERGUNTA DO QUESTIONÁRIO	7
MODELO DE DADOS DE COBERTURA E PREÇO ALVO	8
MODELO DE POSSÍVEIS INVESTIDORES IDENTIFICADOS	9
MODELO DE DADOS DE MERCADO – TICKER	10
MODELO DE DADOS DE MERCADO – SETOR	11
MODELO DE QUESTIONÁRIO	12
MODELO DE TRANSCRIÇÕES DAS ENTREVISTAS	13

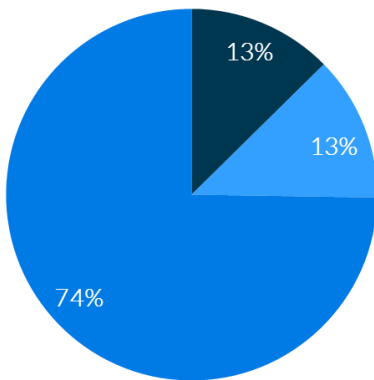
LISTA DE ENTREVISTADOS

Lorem ipsum dolor sit amet, consectetur adipiscing elitlorem ipsum dolor sit amet, consectetur adipiscing elitlorem.

Participante	Instituição
Lorem Ipsum	Dolor Sit
Lorem Ipsum	Dolor Sit
Lorem Ipsum	Dolor Sit
Lorem Ipsum	Dolor Sit
Lorem Ipsum	Dolor Sit
Lorem Ipsum	Dolor Sit
Lorem Ipsum	Dolor Sit
Lorem Ipsum	Dolor Sit

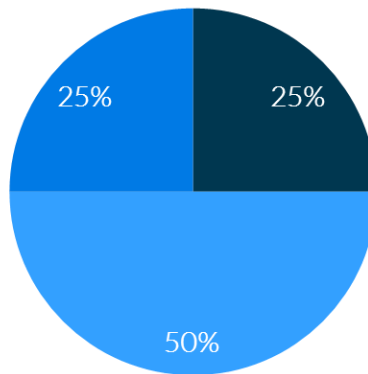
PERFIL DOS ENTREVISTADOS

Cidade



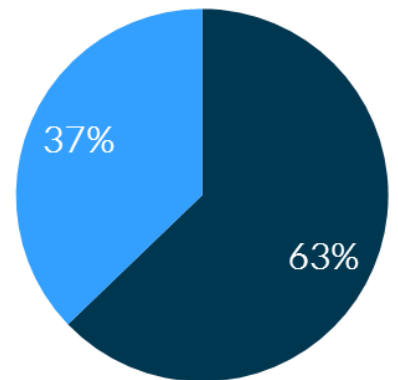
- Lorem Ipsum
- Dolor Sit
- Sit Amet

Tipo de Instituição



- Lorem Ipsum
- Lorem Ipsum
- Lorem Ipsum

Perfil



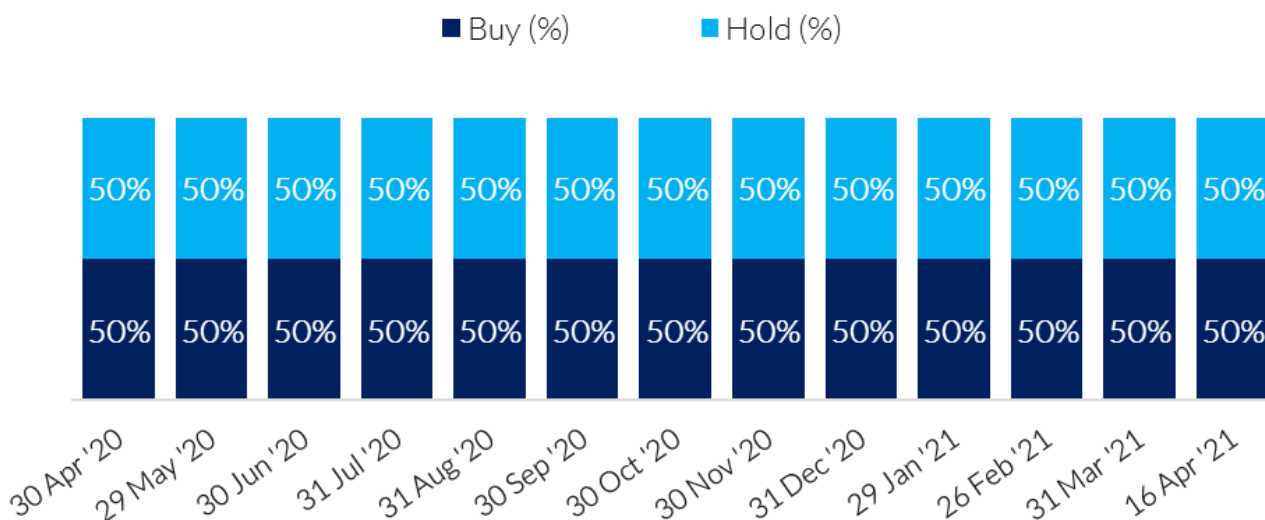
- Lorem Ipsum
- Dolor Sit

MODELO DE DADOS DE COBERTURA E PREÇO ALVO

Apresentamos a seguir a evolução da cobertura e preço alvo da JSL de acordo com o provedor de dados FactSet®. Lorem ipsum dolor sit amet, consectetur adipiscing elit. Lorem ipsum dolor sit amet, consectetur adipiscing elit. Lorem ipsum dolor sit amet, consectetur adipiscing elit.

Lorem ipsum dolor sit amet, consectetur adipiscing elit. Lorem ipsum dolor sit amet, consectetur adipiscing elit. Lorem ipsum dolor sit amet, consectetur adipiscing elit. Lorem ipsum dolor sit amet, consectetur adipiscing elit. Lorem ipsum dolor sit amet, consectetur adipiscing elit.

O preço alvo atual para as ações XXX é de R\$ XXX, e abrange XXX coberturas, de acordo com os dados da FactSet®.



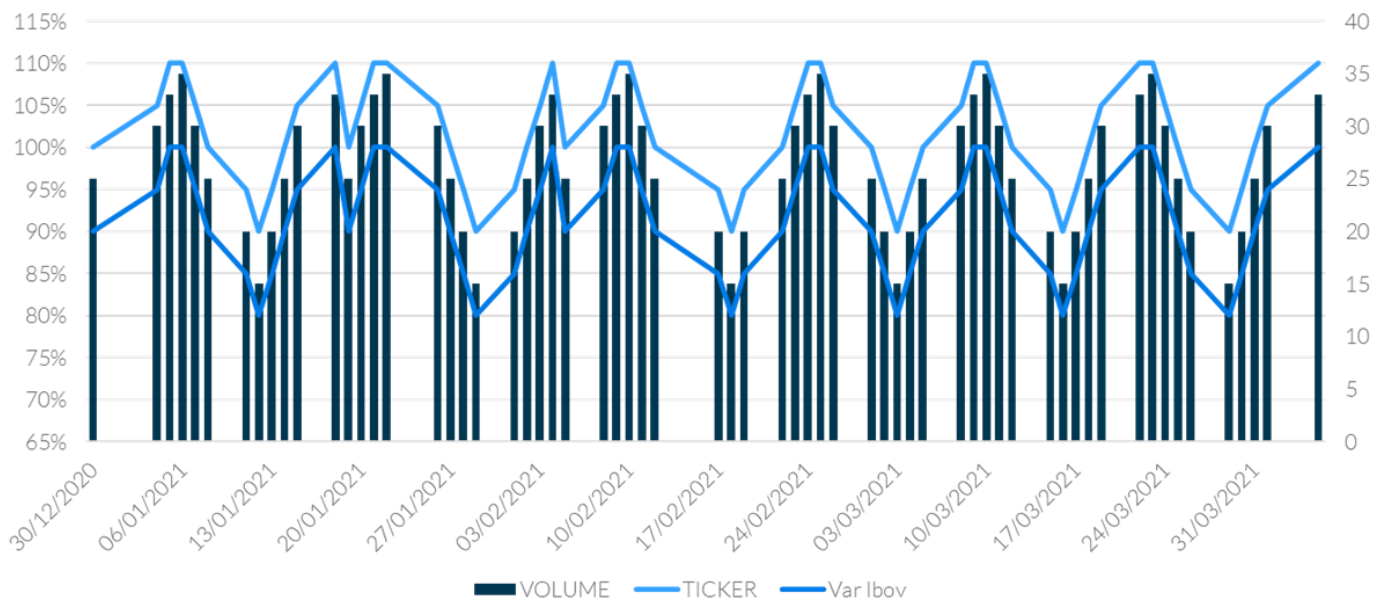
MODELO DE DADOS DE MERCADO – TICKER

Lorem ipsum dolor sit amet, consectetur adipiscing elit lorem ipsum dolor sit amet, consectetur adipiscing elit lorem ipsum dolor sit amet, consectetur adipiscing elit lorem ipsum dolor sit amet, consectetur adipiscing elit lorem ipsum dolor sit amet, consectetur adipiscing elit lorem ipsum dolor sit amet, consectetur adipiscing elit lorem ipsum dolor sit amet, consectetur adipiscing elit.

Lorem ipsum dolor sit amet, consectetur adipiscing elit lorem ipsum dolor sit amet, consectetur adipiscing elit lorem ipsum dolor sit amet, consectetur adipiscing elit lorem ipsum dolor sit amet, consectetur adipiscing elit lorem ipsum dolor sit amet, consectetur adipiscing elit lorem ipsum dolor sit amet, consectetur adipiscing elit lorem ipsum dolor sit amet, consectetur adipiscing elit.

Abaixo o gráfico da performance da TICKER e do IBOV, utilizando os dados disponíveis pelo provedor de dados Factset®.

Performance da ação e volume negociado



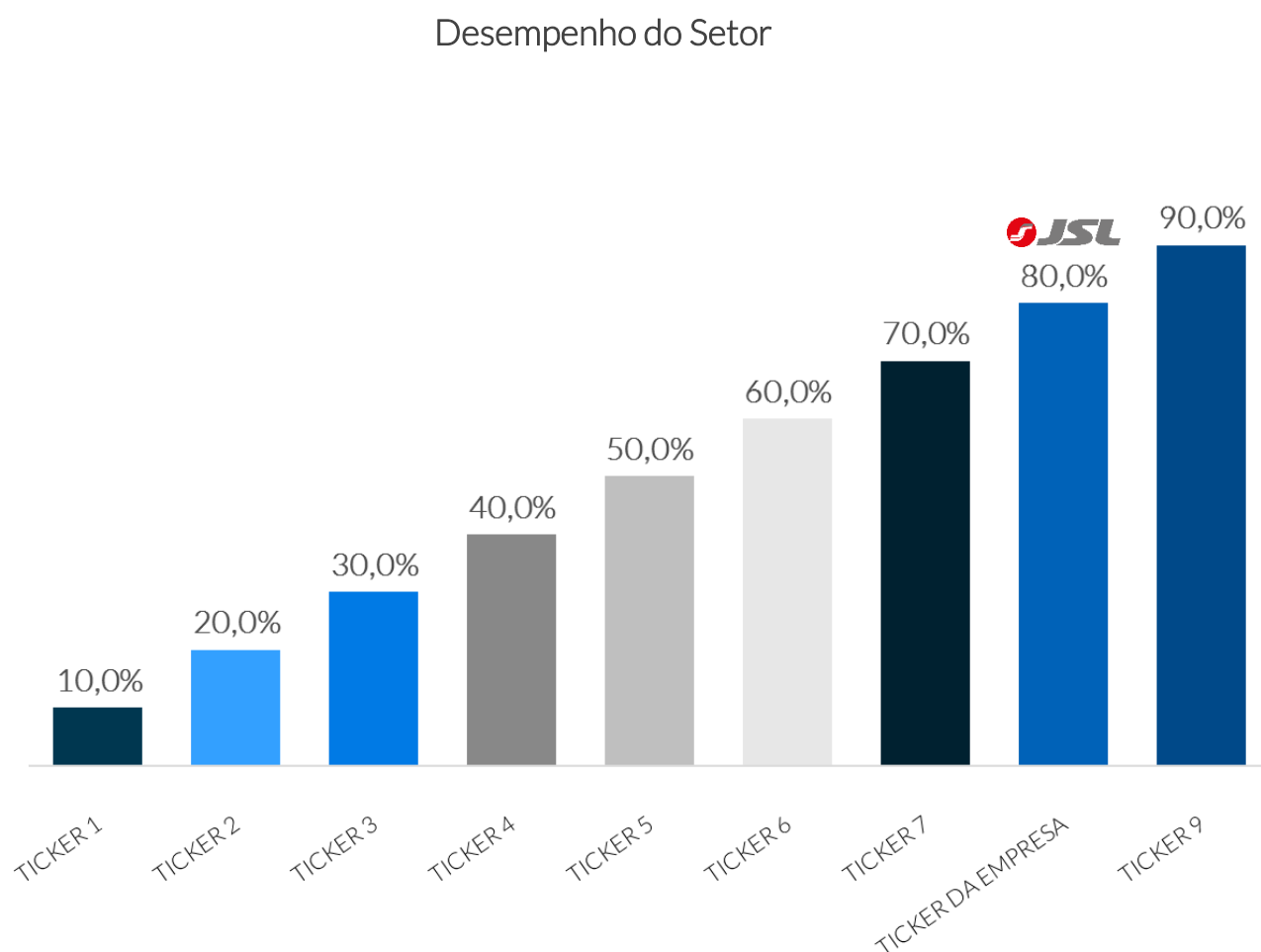
MODELO DE DADOS DE MERCADO – SETOR

Lorem ipsum dolor sit amet, consectetur adipiscing elit. Lorem ipsum dolor sit amet, consectetur adipiscing elit. Lorem ipsum dolor sit amet, consectetur adipiscing elit.

Lorem ipsum dolor sit amet, consectetur adipiscing elit. Lorem ipsum dolor sit amet, consectetur adipiscing elit.

Lorem ipsum dolor sit amet, consectetur adipiscing elit. Lorem ipsum dolor sit amet, consectetur adipiscing elit. Lorem ipsum dolor sit amet, consectetur adipiscing elit. Lorem ipsum dolor sit amet, consectetur adipiscing elit. Lorem ipsum dolor sit amet, consectetur adipiscing elit. Lorem ipsum dolor sit amet, consectetur adipiscing elit.

Abaixo o gráfico da performance das empresas do setor, utilizando os dados disponíveis pelo provedor de dados Factset®.



MODELO DE QUESTIONÁRIO

1. Lorem ipsum dolor sit amet, consectetur adipiscing elitlorem ipsum dolor sit amet, consectetur adipiscing elitlorem ipsum dolor sit amet?
2. Lorem ipsum dolor sit amet, consectetur adipiscing elitlorem ipsum dolor sit amet, consectetur adipiscing elitlorem ipsum dolor sit amet, consectetur adipiscing elitlorem ipsum dolor sit amet, consectetur adipiscing elitlorem ipsum dolor sit amet, consectetur adipiscing elitlorem ipsum dolor sit amet, consectetur adipiscing elitlorem ipsum dolor sit amet?
3. Lorem ipsum dolor sit amet, consectetur adipiscing elitlorem ipsum dolor sit amet, consectetur?
4. Lorem ipsum dolor sit amet, consectetur adipiscing elitlorem ipsum dolor sit amet, consectetur adipiscing elitlorem ipsum dolor?
5. Lorem ipsum dolor sit amet, consectetur adipiscing elitlorem ipsum dolor sit amet, consectetur adipiscing elitlorem ipsum dolor sit amet, consectetur adipiscing elitlorem ipsum dolor sit amet, consectetur adipiscing elitlorem ipsum dolor sit amet, consectetur adipiscing?
6. Lorem ipsum dolor sit amet, consectetur adipiscing elitlorem ipsum dolor sit amet, consectetur adipiscing elitlorem ipsum dolor sit amet:
 - a. Lorem ipsum dolor sit amet, consectetur;
 - b. Elitlorem ipsum dolor sit amet, consectetur adipiscing;
 - c. Lorem ipsum dolor sit amet, consectetur adipiscing adipiscing elitlorem;
 - d. Ipsum dolor sit amet, consectetur adipiscing;
 - E. Ipsum dolor sit amet, consectetur adipiscing elitlorem dolor sit amet lorem ipsumt;
 - f. Consectetur adipiscing elitlorem ipsum dolor sit amet lorem ipsumt;
 - g. Ipsum dolor sit amet, consectetur adipiscing;
 - h. Sit amet, consectetur adipiscing.

Consectetur adipiscing elitlorem ipsum dolor sit amet lorem ipsum dolor sit amet, consectetur adipiscing consectetur.

Lorem ipsum dolor sit amet, consectetur adipiscing elitlorem ipsum dolor sit amet, consectetur adipiscing elitlorem ipsum dolor sit amet, consectetur adipiscing elitlorem ipsum dolor sit amet, consectetur adipiscing consectetur adipiscing elitlorem ipsum dolor sit amet lorem ipsum dolor sit amet, consectetur adipiscing sit amet lorem ipsum dolor sit amet, consectetur adipiscing.

Elitlorem ipsum dolor sit amet, consectetur adipiscing elitlorem ipsum dolor sit.



mzgroup.com

Cássio Rufino

Partner, IR & CFO

cassio.rufino@mzgroup.com / +55 11 98407-3130

Equipe Estudos

mz.estudoss@mzgroup.com