

# Earnings Conference Call

THIRD QUARTER 2023



**PORT3**  
B3 LISTED NM

16 NOVEMBER 2023

› ESG Highlights	3
› Financial Performance	5
› Liquidity Indicators	8
› Operational Performance	10

# Content

**Disclaimer:**

*This presentation contains statements that may constitute forward-looking statements. Such statements are subject to risks and uncertainties as various factors, many of which are beyond the control of Wilson Sons, may cause actual developments and results to differ materially from the expectations contained in this presentation. Management's beliefs and assumptions may or may not prove to be correct and there can be no assurance that any estimates, targets or projections are attainable or will be realised, and actual results may vary materially, including the possibility that an investor may lose some or all of its invested capital. These statements are not guarantees of future performance and undue reliance should not be placed on them. The information contained herein has been compiled on a preliminary basis, and there is no obligation to update any of the information. The Company's operating and financial results, as presented on the following slides, were prepared in accordance with the International Financial Reporting Standards (IFRS), except as otherwise expressly indicated. The independent auditor's report is an integral part of the Company's condensed consolidated financial statements.*



# ESG Highlights

Projeto Neojiba, an initiative  
sponsored by Wilson Sons



# ESG Highlights

Consistent ESG improvements.



## GPTW<sup>(1)</sup> Certification 2023

Benchmark of excellence for workplace environments

2<sup>nd</sup> year



## GHG Protocol 2023 - Gold Seal

Leading tool for managing GHG<sup>(2)</sup> emissions

3<sup>rd</sup> year



Notes: (1) Great Place to Work (GPTW); (2) Greenhouse Gas (GHG).





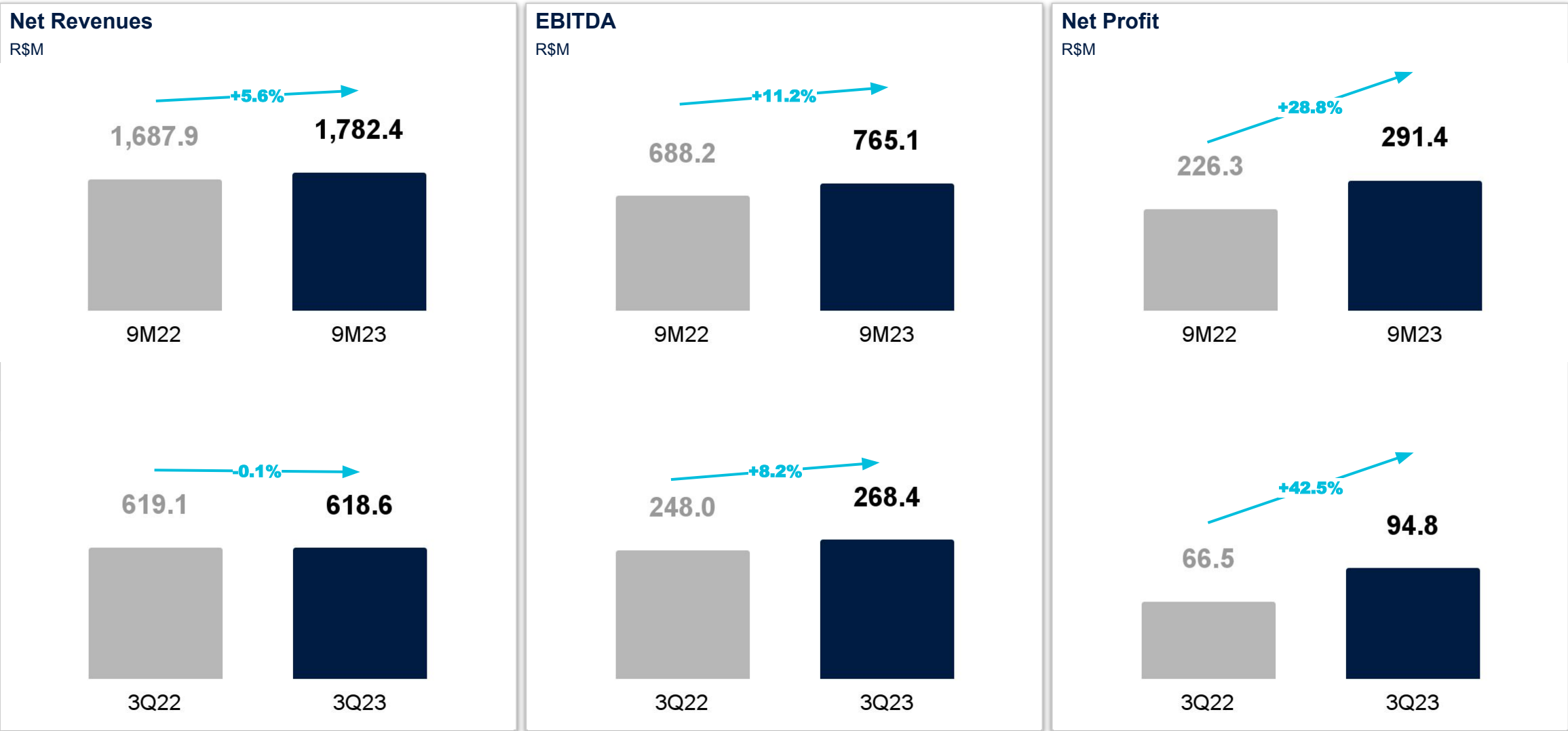
# Financial Performance



Salvador Container Terminal

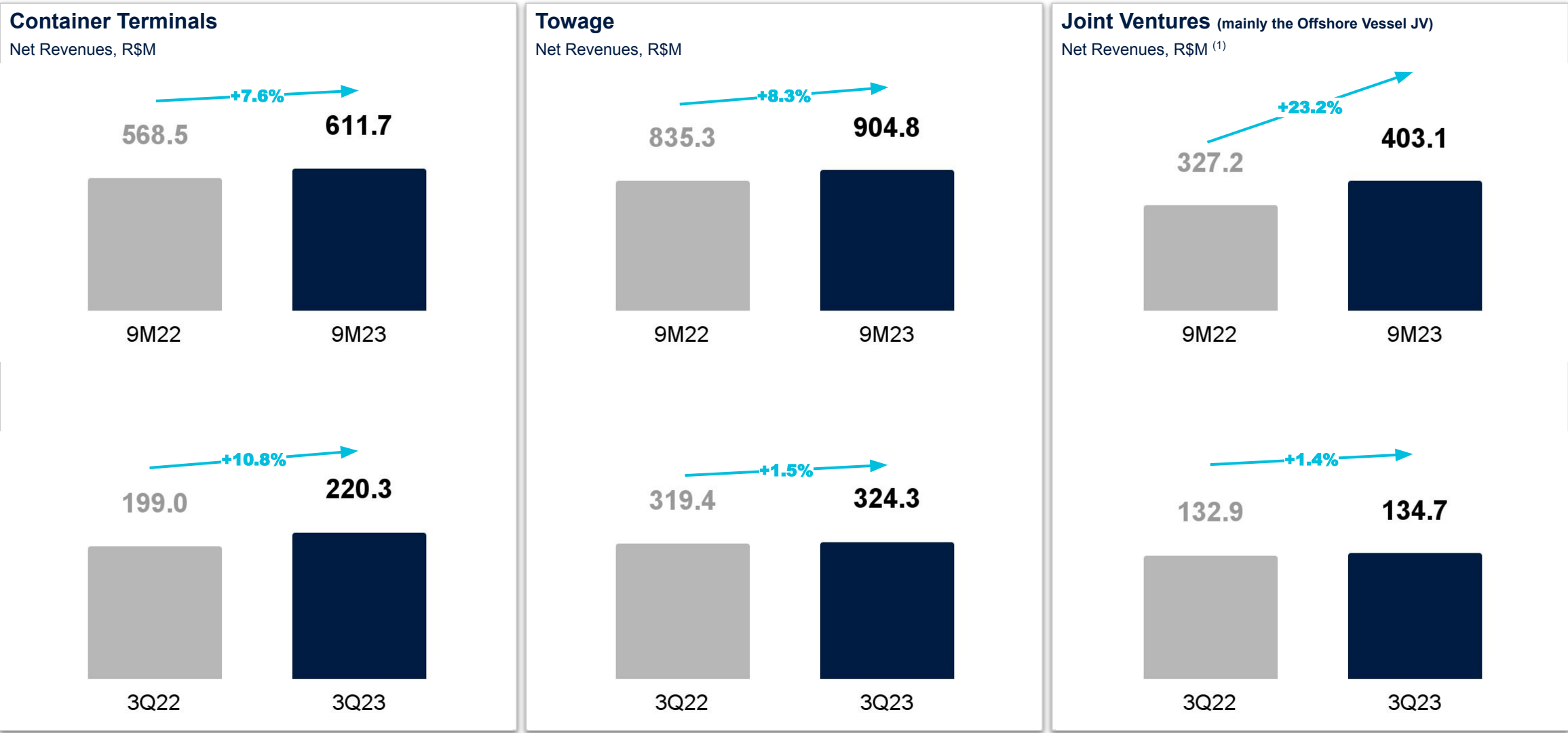
# Financial Performance: Consolidated

Robust performance driven by excellent towage and terminal results, and a strong recovery in offshore energy-linked services.



# Financial Performance: Key Businesses

Strong container terminal revenue with improved operational activity; excellent towage performance with higher volume and an increased special operations; substantial growth in offshore energy-linked services.



Notes: (1) Corresponds to the share of results from non-consolidated joint ventures as well as intercompany results.





# Liquidity Indicators

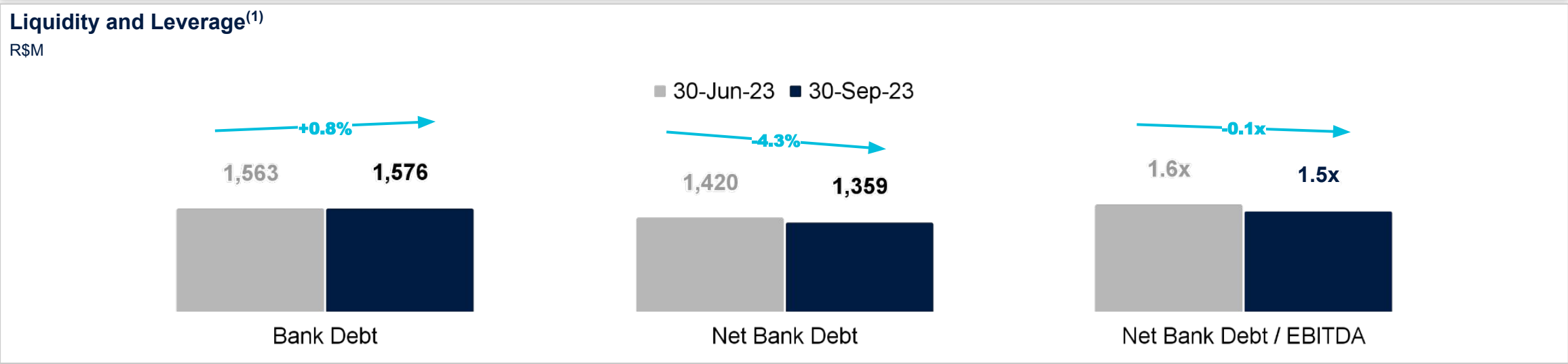
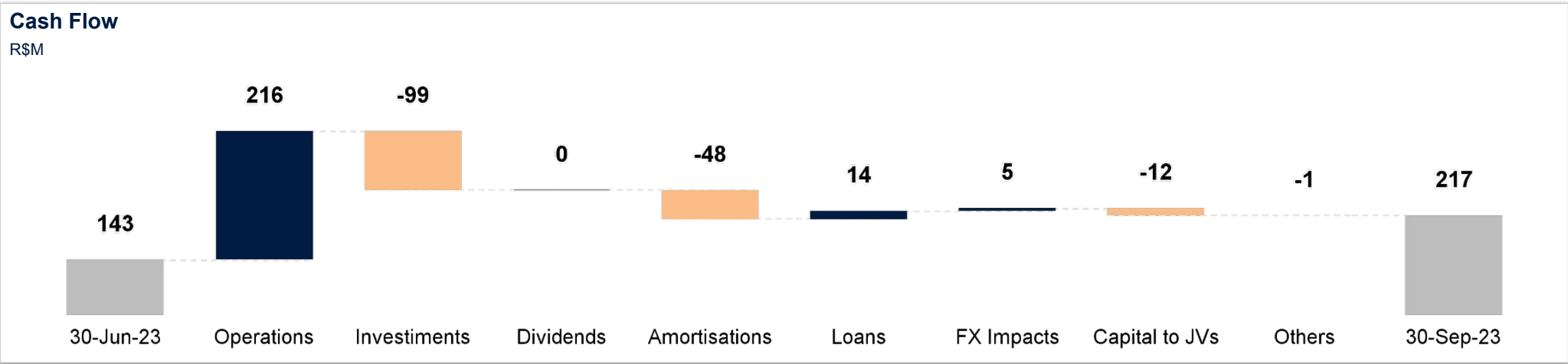


WS tugs manoeuvring  
a containership



# Liquidity & Capital Resources

Higher cash balance driven by strong operational performance; reduction in bank leverage to 1.5x EBITDA.



Notes: (1) Bank Leverage Ratio = Net Bank Debt / EBITDA (ex-IFRS 16).



# Operational Performance



Rio Grande Container Terminal

# Operational Performance: 10M23

Robust terminal performance led by Rio Grande; towage volume growth and larger ships attended; strong recovery in offshore energy-linked services.



Notes: (1) Considers the total volume from the offshore support vessel joint venture.





# Q&A Session

To ask a question, please press \*1

**[ri@wilsonsons.com.br](mailto:ri@wilsonsons.com.br)**

**[wilsonsons.com.br/ir](http://wilsonsons.com.br/ir)**

