

**CCR S.A.**  
**Corporate Taxpayer's ID (CNPJ/MF) Nr. 02.846.056/0001-97**  
**State Registry (NIRE) Nr. 35.300.158.334**

**NOTICE TO THE MARKET**

CCR S.A. ("CCR" or "Company") (B3: CCRO3; Bloomberg: CCRO3BZ; Reuters: CCRO3.SA), following up on the Material Facts disclosed on March 18, 2020, and March 21, 2020, and given the position adopted by the Company to issue a weekly newsletter, on its website, to provide information on the flow in concessions under CCR's management, in an aggregated manner by Division (Infra SP, LAM Vias, Mobility and Airport), announces to its shareholders and the market in general, the consolidated result of the survey referring to highway traffic as equivalent vehicles, urban mobility as passengers transported, airports as passengers boarded, all shown in the weekly newsletter from **March 26, 2021, to April 01, 2021**, the comparisons were made between the same periods of the years 2020 and 2019, as follows:

**Comparisons between 2021 x 2020:**

Unit	Equivalent Vehicles					
	March 26 to April 01, 2021 vs March 26 to April 01, 2020			January 01 to April 01, 2021 vs January 01 to April 01, 2020		
	Passenger	Commercial	Total	Passenger	Commercial	Total
CCR	76.9%	23.2%	37.8%	-7.9%	10.1%	1.9%
CCR without ViaSul <sup>(1)</sup>	74.6%	22.0%	36.2%	-9.2%	7.6%	0.1%
CCR INFRA SP <sup>(2)</sup>	71.4%	19.0%	35.1%	-10.3%	8.3%	-0.9%
AutoBAn	78.8%	21.4%	36.6%	-13.7%	10.0%	-1.0%
ViaOeste	75.7%	18.7%	41.0%	-6.7%	8.2%	-0.4%
CCR LAM VIAS <sup>(2)</sup>	89.7%	29.1%	42.1%	-3.0%	12.5%	6.5%
CCR LAM VIAS without ViaSul	85.2%	27.3%	38.6%	-6.0%	6.4%	2.1%
NovaDutra	94.1%	32.5%	45.4%	-7.1%	7.0%	2.1%
RodoNorte	99.8%	20.0%	27.4%	-12.8%	4.7%	0.6%
MSVia	66.6%	33.3%	38.1%	-4.6%	9.9%	6.5%

(1) ViaSul: collection started on February 15, 2019 (P2 and P3) and February 9, 2020 in other regions (P1, P4, P5, P6 and P7)

(2) CCR INFRA SP and CCR LAM VIAS consolidate data from other concessions, in addition to the publicly held companies mentioned above.

Unit	Passengers	
	March 26 to April 01, 2021 vs March 26 to April 01, 2020	January 01 to April 01, 2021 vs January 01 to April 01, 2020
CCR Mobility	50.9%	-44.7%

Unit	Passengers	
	March 26 to April 01, 2021 vs March 26 to April 01, 2020	January 01 to April 01, 2021 vs January 01 to April 01, 2020
CCR Airports	395.9%	-52.9%

### Comparisons between 2021 x 2019:

Unit	Equivalent Vehicles					
	March 26 to April 01, 2021 vs March 26 to April 01, 2019			January 01 to April 01, 2021 vs January 01 to April 01, 2019		
	Passenger	Commercial	Total	Passenger	Commercial	Total
CCR	-25.2%	12.8%	-4.2%	-7.8%	19.3%	6.5%
CCR without ViaSul <sup>(1)</sup>	-29.4%	6.2%	-9.6%	-15.7%	10.6%	-1.7%
CCR INFRA SP <sup>(2)</sup>	-32.1%	4.1%	-13.8%	-17.3%	10.2%	-4.0%
AutoBAn	-35.5%	7.0%	-12.8%	-20.3%	13.4%	-3.1%
ViaOeste	-28.9%	9.0%	-13.5%	-12.8%	13.7%	-2.5%
CCR LAM VIAS <sup>(2)</sup>	-5.0%	26.8%	15.8%	18.4%	33.8%	27.9%
CCR LAM VIAS without ViaSul	-19.9%	9.9%	0.2%	-10.8%	11.3%	3.2%
NovaDutra	-20.8%	-5.2%	-10.1%	-11.4%	9.5%	1.9%
RodoNorte	-14.6%	27.4%	18.9%	-14.1%	18.7%	10.1%
MSVia	-11.4%	19.4%	12.6%	-8.2%	4.3%	1.4%

(1) ViaSul: collection started on February 15, 2019 (P2 and P3) and February 9, 2020 in other regions (P1, P4, P5, P6 and P7)

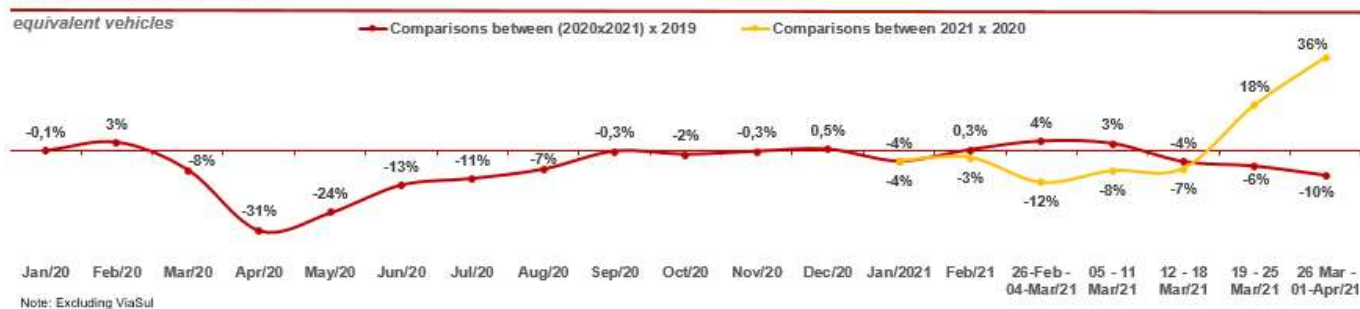
(2) CCR INFRA SP and CCR LAM VIAS consolidate data from other concessions, in addition to the publicly held companies mentioned above

Unit	Passengers	
	March 26 to April 01, 2021 vs March 26 to April 01, 2019	January 01 to April 01, 2021 vs January 01 to April 01, 2019
CCR Mobility	-68.0%	-47.1%

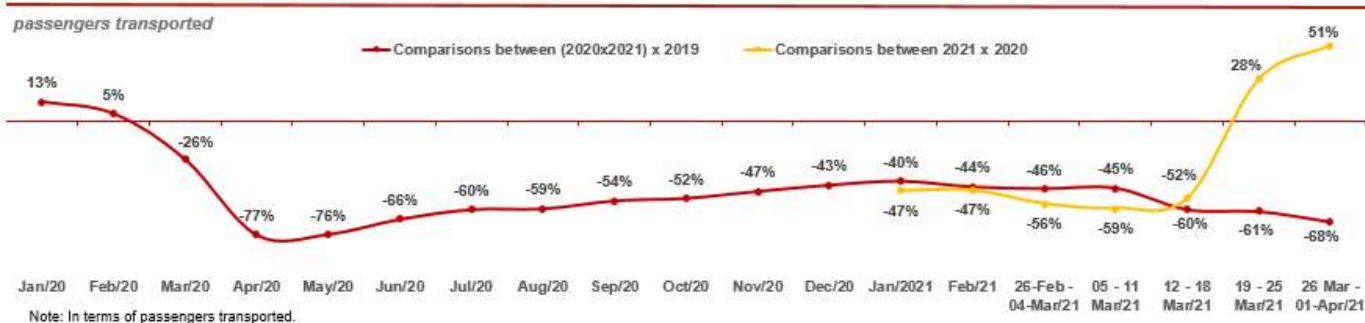
Unit	Passengers	
	March 26 to April 01, 2021 vs March 26 to April 01, 2019	January 01 to April 01, 2021 vs January 01 to April 01, 2019
CCR Airports	-58.3%	-57.4%

## Weekly movement report (from January, 2020 to March 26 – April 01, 2021)

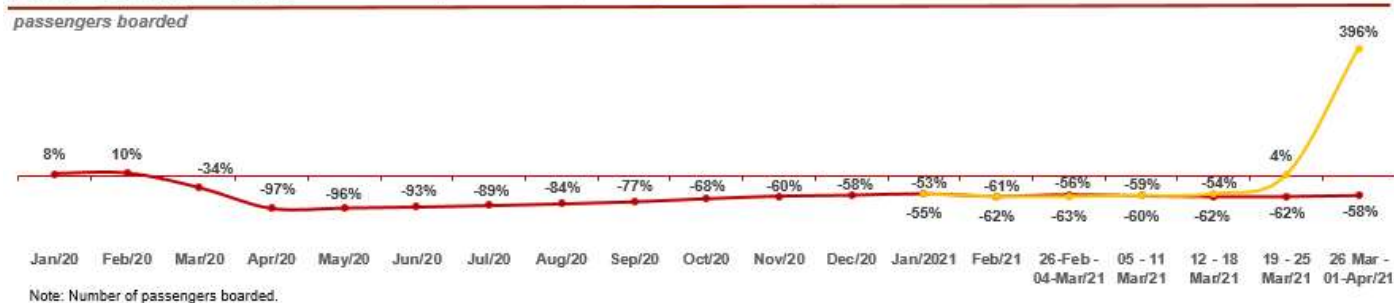
### HIGHWAYS - YoY



### MOBILITY - YoY



### AIRPORTS - YoY



CCR Group remains committed to the safety of its employees and the communities in its operating regions to fight against the Coronavirus pandemic (COVID-19).

São Paulo/SP, April 05, 2021.

**CCR S.A.**  
**WALDO PEREZ**  
Investor Relations Officer