

**CCR S.A.**  
**Corporate Taxpayer's ID (CNPJ/MF) Nr. 02.846.056/0001-97**  
**State Registry (NIRE) Nr. 35.300.158.334**

**NOTICE TO THE MARKET**

CCR S.A. ("CCR" or "Company") (B3: CCRO3; Bloomberg: CCRO3BZ; Reuters: CCRO3.SA), following up on the Material Facts disclosed on March 18, 2020, and March 21, 2020, and given the position adopted by the Company to issue a weekly newsletter, on its website, to provide information on the flow in concessions under CCR's management, in an aggregated manner by Division (Infra SP, LAM Vias, Mobility and Airport), announces to its shareholders and the market in general, the consolidated result of the survey referring to highway traffic as equivalent vehicles, urban mobility as passengers transported, airports as passengers boarded, all shown in the weekly newsletter from **April 16, 2021 to April 22, 2021**, the comparisons were made between the same periods of the years 2020 and 2019, as follows:

**Comparisons between 2021 x 2020:**

Unit	Equivalent Vehicles					
	April 16 to April 22, 2021 vs April 16 to April 22, 2020			January 01 to April 22, 2021 vs January 01 to April 22, 2020		
	Passenger	Commercial	Total	Passenger	Commercial	Total
<b>CCR</b>	<b>58.4%</b>	<b>29.8%</b>	<b>39.4%</b>	<b>-1.3%</b>	<b>13.1%</b>	<b>6.8%</b>
<b>CCR without ViaSul<sup>(1)</sup></b>	<b>61.0%</b>	<b>29.5%</b>	<b>39.9%</b>	<b>-2.4%</b>	<b>10.8%</b>	<b>5.1%</b>
<b>CCR INFRA SP<sup>(2)</sup></b>	<b>59.9%</b>	<b>29.9%</b>	<b>41.1%</b>	<b>-3.5%</b>	<b>11.3%</b>	<b>4.3%</b>
AutoBAn	68.4%	30.2%	42.4%	-6.5%	13.0%	4.4%
ViaOeste	62.0%	32.0%	46.1%	0.4%	11.3%	5.2%
<b>CCR LAM VIAS<sup>(2)</sup></b>	<b>55.3%</b>	<b>29.8%</b>	<b>36.8%</b>	<b>3.2%</b>	<b>15.5%</b>	<b>10.9%</b>
<b>CCR LAM VIAS without ViaSul</b>	<b>64.3%</b>	<b>29.0%</b>	<b>37.7%</b>	<b>0.8%</b>	<b>9.9%</b>	<b>6.9%</b>
NovaDutra	71.6%	56.6%	60.7%	0.2%	12.8%	8.5%
RodoNorte	43.8%	6.9%	11.9%	-6.8%	5.9%	3.1%
MSVia	33.8%	28.9%	29.8%	0.1%	13.0%	10.1%

(1) ViaSul: collection started on February 15, 2019 (P2 and P3) and February 9, 2020 in other regions (P1, P4, P5, P6 and P7)

(2) CCR INFRA SP and CCR LAM VIAS consolidate data from other concessions, in addition to the publicly held companies mentioned above.

Unit	Passengers	
	April 16 to April 22, 2021 vs April 16 to April 22, 2020	January 01 to April 22, 2021 vs January 01 to April 22, 2020
CCR Mobility	89.7%	-37.8%

Unit	Passengers	
	April 16 to April 22, 2021 vs April 16 to April 22, 2020	January 01 to April 22, 2021 vs January 01 to April 22, 2020
CCR Airports	1470.8%	-44.2%

### Comparisons between 2021 x 2019:

Unit	Equivalent Vehicles					
	April 16 to April 22, 2021 vs April 16 to April 22, 2019			January 01 to April 22, 2021 vs January 01 to April 22, 2019		
	Passenger	Commercial	Total	Passenger	Commercial	Total
CCR	-30.4%	32.1%	-1.6%	-11.1%	19.1%	4.7%
CCR without ViaSul <sup>(1)</sup>	-33.4%	24.2%	-6.6%	-18.2%	10.7%	-3.0%
CCR INFRA SP <sup>(2)</sup>	-33.9%	23.3%	-9.7%	-20.0%	10.3%	-5.4%
AutoBAn	-37.8%	27.5%	-8.8%	-23.1%	13.6%	-4.4%
ViaOeste	-26.6%	28.6%	-7.7%	-15.5%	14.0%	-4.0%
CCR LAM VIAS <sup>(2)</sup>	-21.6%	46.0%	15.0%	13.4%	32.9%	25.4%
CCR LAM VIAS without ViaSul	-32.1%	25.7%	0.6%	-12.9%	11.3%	2.4%
NovaDutra	-33.4%	14.9%	-5.4%	-14.1%	7.9%	-0.1%
RodoNorte	-45.4%	35.3%	7.9%	-15.9%	19.3%	10.2%
MSVia	-29.8%	40.9%	18.7%	-9.6%	6.5%	2.7%

(1) ViaSul: collection started on February 15, 2019 (P2 and P3) and February 9, 2020 in other regions (P1, P4, P5, P6 and P7)

(2) CCR INFRA SP and CCR LAM VIAS consolidate data from other concessions, in addition to the publicly held companies mentioned above

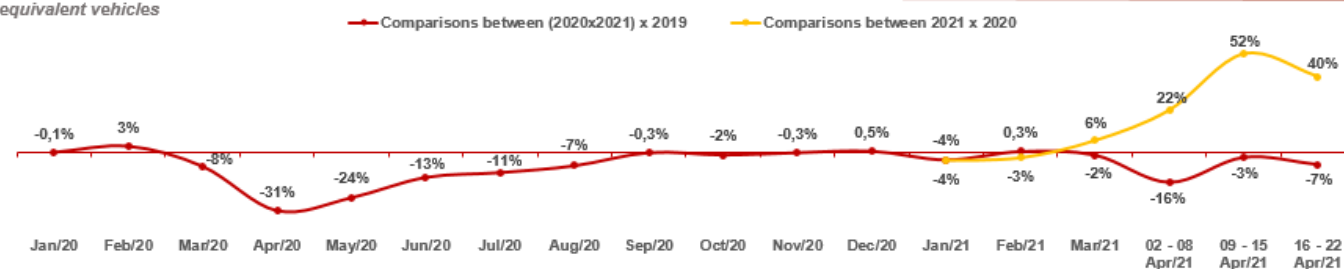
Unit	Passengers	
	April 16 to April 22, 2021 vs April 16 to April 22, 2019	January 01 to April 22, 2021 vs January 01 to April 22, 2019
CCR Mobility	-52.2%	-49.5%

Unit	Passengers	
	April 16 to April 22, 2021 vs April 16 to April 22, 2019	January 01 to April 22, 2021 vs January 01 to April 22, 2019
CCR Airports	-61.4%	-58.4%

## Weekly movement report (from January, 2020 to April 16 - 22, 2021)

### HIGHWAYS - YoY

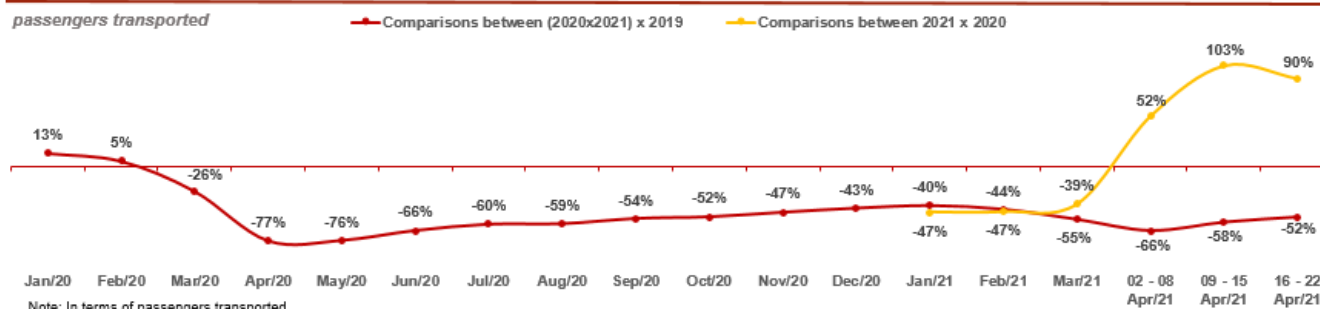
equivalent vehicles



Note: Excluding ViaSul

### MOBILITY - YoY

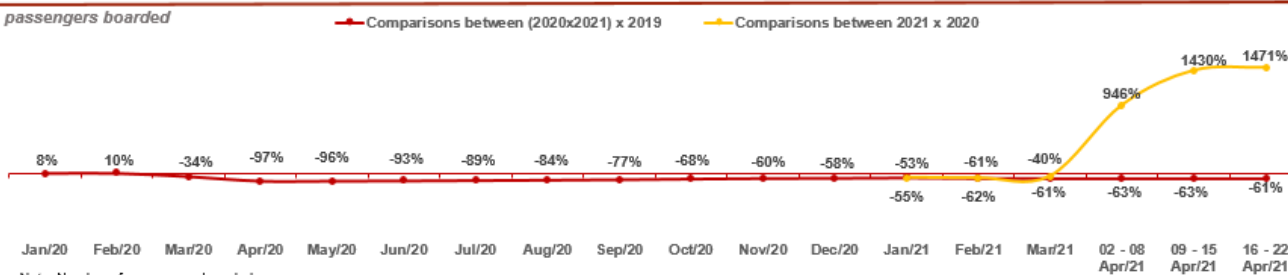
passengers transported



Note: In terms of passengers transported.

### AIRPORTS - YoY

passengers boarded



Note: Number of passengers boarded.

CCR Group remains committed to the safety of its employees and the communities in its operating regions to fight against the Coronavirus pandemic (COVID-19).

São Paulo/SP, April 23, 2021.

**CCR S.A.**  
**WALDO PEREZ**  
Investor Relations Officer