

CCR S.A.
Corporate Taxpayer's ID (CNPJ/MF) Nr. 02.846.056/0001-97
State Registry (NIRE) Nr. 35.300.158.334

NOTICE TO THE MARKET

CCR S.A. ("CCR" or "Company") (B3: CCRO3; Bloomberg: CCRO3BZ; Reuters: CCRO3.SA), following up on the Material Facts disclosed on March 18, 2020, and March 21, 2020, and given the position adopted by the Company to issue a weekly newsletter, on its website, to provide information on the flow in concessions under CCR's management, in an aggregated manner by Division (Infra SP, LAM Vias, Mobility and Airport), announces to its shareholders and the market in general, the consolidated result of the survey referring to highway traffic as equivalent vehicles, urban mobility as passengers transported, airports as passengers boarded, all shown in the weekly newsletter from **July 09, 2021 to July 15, 2021**, the comparisons were made between the same periods of the years 2020 and 2019, as follows:

There was a holiday on July 9, 2021 in the State of São Paulo.

Comparisons between 2021 x 2020:

Unit	Equivalent Vehicles					
	July 09 to July 15, 2021 vs July 09 to July 15, 2020			January 01 to July 15, 2021 vs January 01 to July 15, 2020		
	Passenger	Commercial	Total	Passenger	Commercial	Total
CCR	30.5%	2.5%	13.1%	13.3%	13.5%	13.4%
CCR (without ViaSul and ViaCosteira) ¹	29.8%	1.0%	11.9%	13.2%	11.6%	12.3%
CCR INFRA SP ²	27.4%	-2.0%	10.6%	12.3%	11.8%	12.1%
AutoBAn	34.2%	-4.1%	10.2%	11.9%	11.6%	11.7%
ViaOeste	24.2%	-0.2%	12.9%	15.8%	13.8%	14.9%
CCR LAM VIAS ²	38.0%	8.5%	17.2%	15.4%	15.8%	15.7%
CCR LAM VIAS (without ViaSul and ViaCosteira) ¹	37.3%	5.9%	14.6%	15.8%	11.3%	12.7%
NovaDutra	43.8%	3.9%	15.8%	19.4%	17.0%	17.7%
RodoNorte	42.8%	5.5%	11.3%	4.1%	4.7%	4.6%
MSVia	37.1%	10.2%	14.5%	8.1%	13.3%	12.3%

(1) ViaSul: collection started on February 15, 2019 (P2 and P3) and February 9, 2020 in other regions (P1, P4, P5, P6 and P7). ViaCosteira: operations started on May 02, 2021.

(2) CCR INFRA SP and CCR LAM VIAS consolidate data from other concessions, in addition to the publicly held companies mentioned above.

Unit	Passengers	
	July 09 to July 15, 2021 vs July 09 to July 15, 2020	January 01 to July 15, 2021 vs January 01 to July 15, 2020
CCR Mobility	43.1%	-11.2%

Unit	Passengers	
	July 09 to July 15, 2021 vs July 09 to July 15, 2020	January 01 to July 15, 2021 vs January 01 to July 15, 2020
CCR Airports	451.5%	-1.2%

Comparisons between 2021 x 2019:

Unit	Equivalent Vehicles					
	July 09 to July 15, 2021 vs July 09 to July 15, 2019			January 01 to July 15, 2021 vs January 01 to July 15, 2019		
	Passenger	Commercial	Total	Passenger	Commercial	Total
CCR	-3.5%	14.1%	5.7%	-9.2%	19.2%	5.9%
CCR (without ViaSul and ViaCosteira) ¹	-7.8%	6.6%	-0.2%	-15.0%	11.2%	-1.0%
CCR INFRA SP ²	-9.1%	6.1%	-2.0%	-16.9%	11.1%	-3.4%
AutoBAN	-11.9%	8.0%	-2.1%	-19.8%	14.0%	-2.5%
ViaOeste	-5.1%	8.0%	-0.1%	-12.8%	15.2%	-1.9%
CCR LAM VIAS ²	11.4%	25.2%	20.0%	12.4%	31.9%	24.6%
CCR LAM VIAS (without ViaSul and ViaCosteira) ¹	-3.6%	7.4%	3.4%	-8.8%	11.4%	4.3%
NovaDutra	-4.1%	7.5%	2.9%	-9.8%	7.8%	1.5%
RodoNorte	-5.5%	5.8%	3.3%	-11.4%	16.8%	10.2%
MSVia	-10.1%	10.2%	5.6%	-7.6%	11.8%	7.4%

(1) ViaSul: collection started on February 15, 2019 (P2 and P3) and February 9, 2020 in other regions (P1, P4, P5, P6 and P7). ViaCosteira: operations started on May 02, 2021.

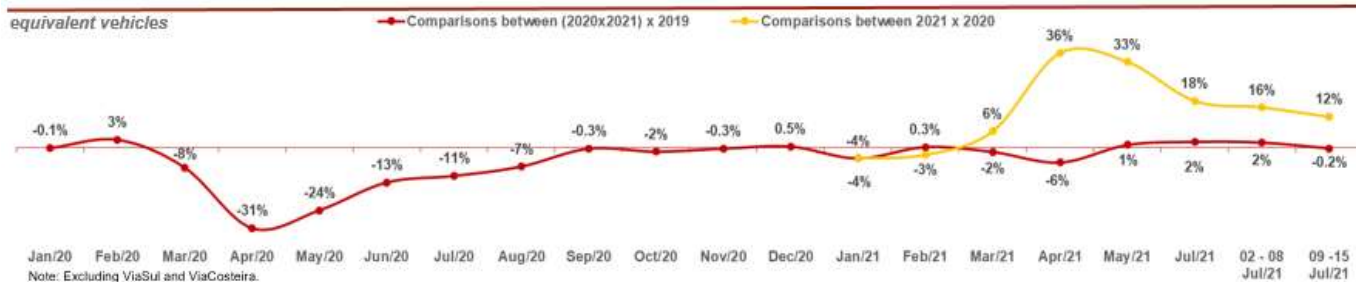
(2) CCR INFRA SP and CCR LAM VIAS consolidate data from other concessions, in addition to the publicly held companies mentioned above

Unit	Passengers	
	July 09 to July 15, 2021 vs July 09 to July 15, 2019	January 01 to July 15, 2021 vs January 01 to July 15, 2019
CCR Mobility	-40.8%	-47.8%

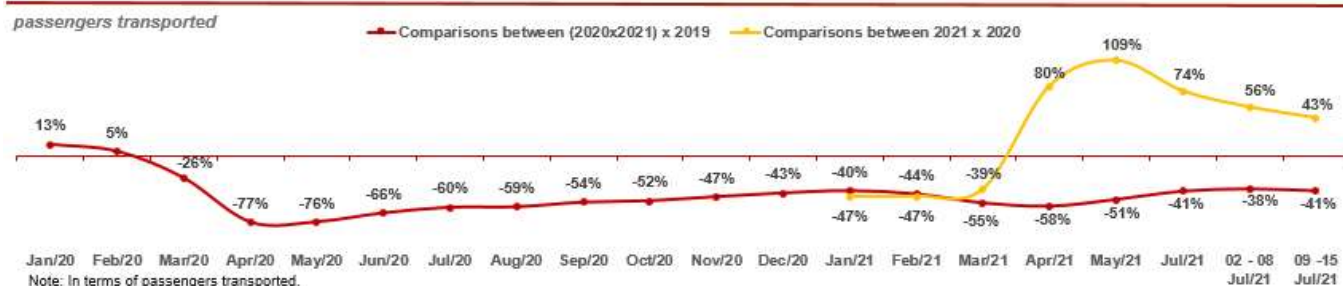
Unit	Passengers	
	July 09 to July 15, 2021 vs July 09 to July 15, 2019	January 01 to July 15, 2021 vs January 01 to July 15, 2019
CCR Airports	-39.4%	-54.4%

Weekly movement report (from January, 2020 to July 09 – July 15, 2021)

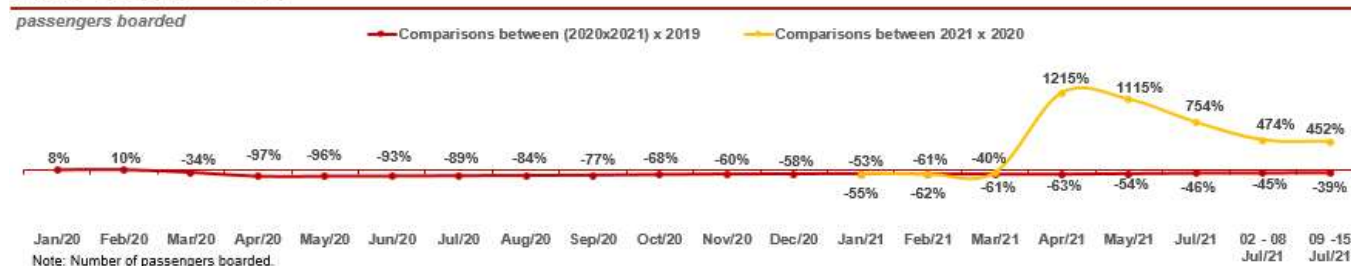
HIGHWAYS - YoY



MOBILITY - YoY



AIRPORTS - YoY



CCR Group remains committed to the safety of its employees and the communities in its operating regions to fight against the Coronavirus pandemic (COVID-19).

São Paulo/SP, July 16, 2021.

CCR S.A.
WALDO PEREZ
Investor Relations Officer