

CCR S.A.

Corporate Taxpayer's ID (CNPJ/MF) Nr. 02.846.056/0001-97
State Registry (NIRE) Nr. 35.300.158.334

NOTICE TO THE MARKET

CCR S.A. ("CCR" or "Company") (B3: CCRO3; Bloomberg: CCRO3BZ; Reuters: CCRO3.SA), following up on Notice to Market on December 02, 2021 given the position adopted by the Company to issue a monthly newsletter, on its website, to provide information on the flow in concessions under CCR's management announces to its shareholders and the market in general, the consolidated result of the survey referring to highway traffic as equivalent vehicles, urban mobility as passengers transported, airports as passengers boarded, all shown in the newsletter from **August**, the comparisons were made between the same periods of the years 2021, 2020 and 2019, as follows:

Comparisons between 2022 and 2021, 2020 and 2019:

Unit	Equivalent Vehicles August								
	Passenger			Commercial			Total		
	2022 vs 2019	2022 vs 2020	2022 vs 2021	2022 vs 2019	2022 vs 2020	2022 vs 2021	2022 vs 2019	2022 vs 2020	2022 vs 2021
CCR	4.2%	23.0%	3.7%	13.5%	5.5%	-6.2%	9.2%	12.6%	-2.1%
CCR Same basis ⁽¹⁾	-0.6%	22.7%	8.1%	13.2%	10.4%	5.7%	6.1%	15.9%	6.9%
AutoBAñ	-0.2%	33.5%	13.7%	14.4%	8.2%	8.1%	7.6%	17.9%	10.5%
ViaOeste	0.0%	21.7%	7.1%	14.8%	12.4%	8.4%	5.9%	17.5%	7.7%
MSVia	0.2%	13.9%	-0.6%	14.6%	12.3%	-12.6%	11.9%	12.5%	-10.8%

Unit	Equivalent Vehicles Accumulated August								
	Passenger			Commercial			Total		
	2022 x 2019	2022 x 2020	2022 x 2021	2022 x 2019	2022 x 2020	2022 x 2021	2022 x 2019	2022 x 2020	2022 x 2021
CCR	4.3%	30.6%	11.5%	15.4%	10.1%	-4.5%	10.1%	18.6%	2.2%
CCR Same basis ⁽¹⁾	-3.0%	28.4%	12.7%	13.7%	13.7%	3.3%	5.0%	20.4%	7.6%
AutoBAñ	-2.9%	35.2%	18.9%	16.0%	12.6%	3.6%	6.9%	21.5%	9.8%
ViaOeste	-1.6%	28.8%	11.3%	15.8%	14.3%	2.5%	5.2%	22.1%	7.3%
MSVia	-1.9%	15.5%	4.9%	19.9%	21.0%	4.0%	15.1%	19.9%	4.2%

1. To ensure data comparability, same-basis adjustments were made by excluding from the periods compared: (i) ViaSul: collection started on February 15, 2019 (P2 and P3) and February 9, 2020 in other regions (P1, P4, P5, P6 and P7). (ii) ViaCosteira: operations started on May 02, 2021. (iii) RodoNorte: End of the term of the contract on 11/27/2021. (iv) NovaDutra: End of the term of the contract on 02/28/2021. (v) RioSP: operations started on 03/01/2022.

Unit	Transported Passengers					
	August			Accumulated August		
	2022 vs 2019	2022 vs 2020	2022 vs 2021	2022 x 2019	2022 x 2020	2022 x 2021
CCR Urban Mobility	22.9%	200.9%	113.0%	14.1%	107.5%	114.5%
CCR Urban Mobility without Lines 8 and 9 ⁽²⁾	-16.9%	103.5%	44.0%	-21.2%	43.4%	48.2%

2.Lines 8 and 9: operations started on January 27, 2022.

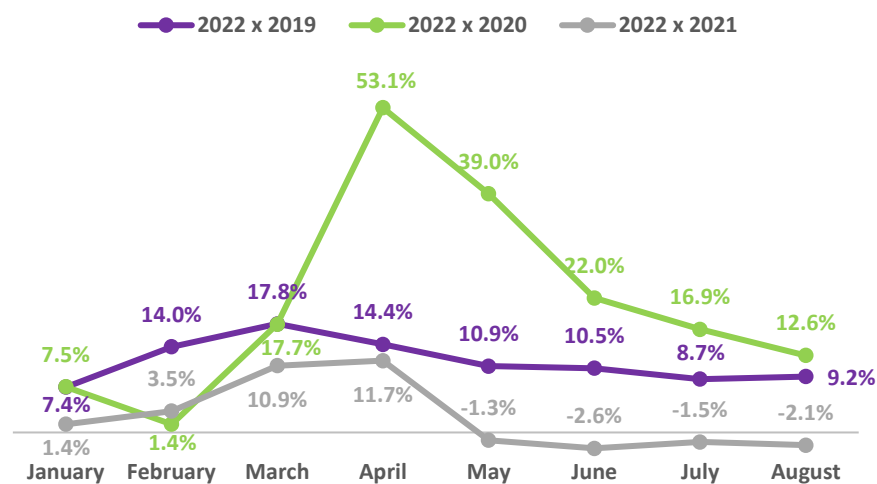
Unit	Boarded Passengers					
	August			Accumulated August		
	2022 vs 2019	2022 vs 2020	2022 vs 2021	2022 x 2019	2022 x 2020	2022 x 2021
CCR Airports	66.1%	959.7%	161.0%	30.0%	238.0%	168.5%
CCR Airports without South and Central Blocks ⁽³⁾	-7.5%	490.2%	45.4%	-15.5%	119.9%	74.7%

3.South and Central Blocks: operations started throughout March 2022.

Graphics | Monthly movement january-august, 2022

TOLL ROADS - YoY

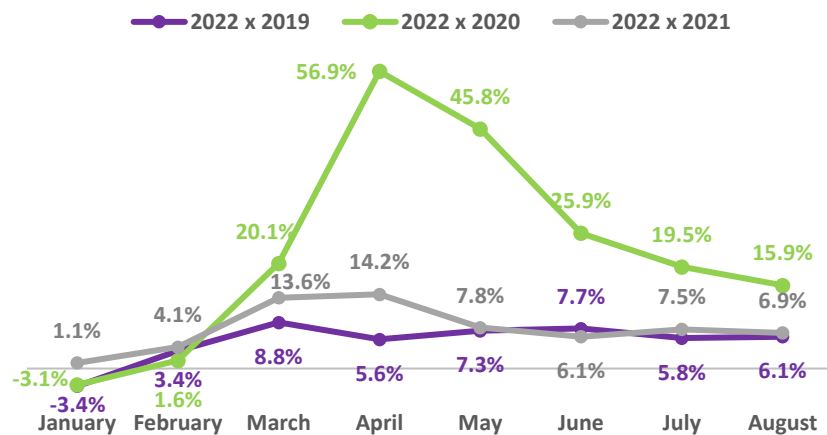
equivalent vehicles



Note: Including ViaSul, ViaCosteira, RodoNorte, NovaDutra and RioSP.

TOLL ROADS - YoY

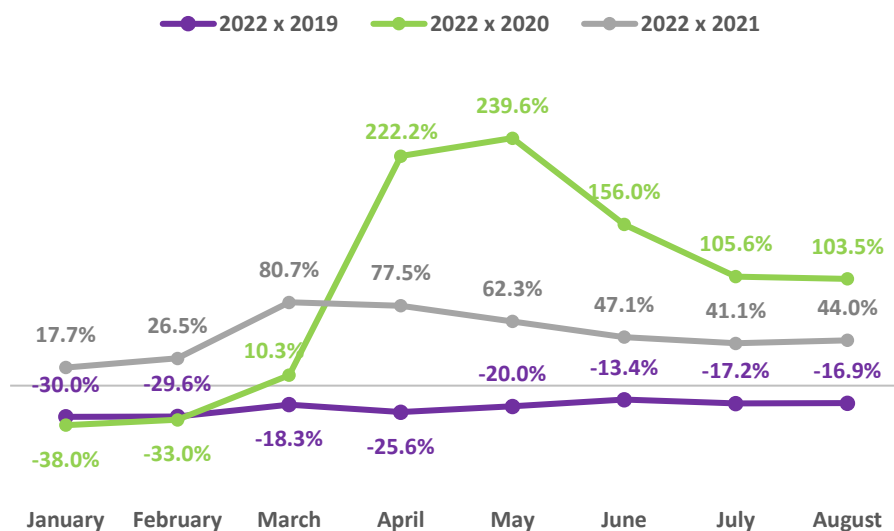
equivalent vehicles



Note: Excluding ViaSul, ViaCosteira, RodoNorte, NovaDutra and RioSP.

MOBILITY - YoY

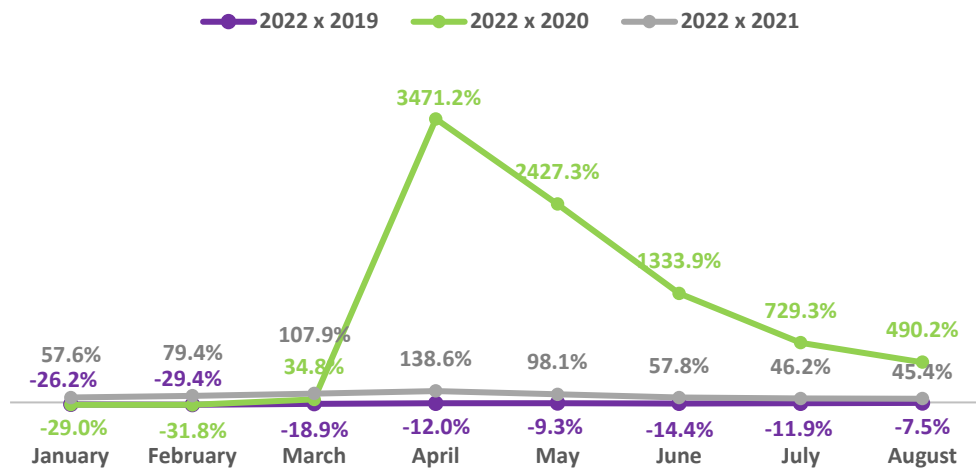
passengers transported



Note Excluding Lines 8 and 9.

AIRPORTS - YoY

passengers boarded



Note Excluding South and Central Blocks.

CCR Group remains committed to the safety of its employees and the communities in its operating regions to fight against the Coronavirus pandemic (COVID-19).

São Paulo/SP, September 12, 2022.

CCR S.A.

WALDO PEREZ

Investor Relations Officer