

**CCR S.A.**  
**Corporate Taxpayer's ID (CNPJ/MF) Nr. 02.846.056/0001-97**  
**State Registry (NIRE) Nr. 35.300.158.334**

**NOTICE TO THE MARKET**

CCR S.A. ("CCR" or "Company") (B3: CCRO3; Bloomberg: CCRO3BZ; Reuters: CCRO3.SA), following up on the Material Facts disclosed on March 18, 2020, and March 21, 2020, and given the position adopted by the Company to issue a weekly newsletter, on its website, to provide information on the flow in concessions under CCR's management, in an aggregated manner by Division (Infra SP, LAM Vias, Mobility and Airport), announces to its shareholders and the market in general, the consolidated result of the survey referring to highway traffic as equivalent vehicles, urban mobility as passengers transported, airports as passengers boarded, all shown in the weekly newsletter from **March 12, 2021, to March 18, 2021**, the comparisons were made between the same periods of the years 2020 and 2019, as follows:

**Comparisons between 2021 x 2020:**

Unit	Equivalent Vehicles					
	March 12 to March 18, 2021 vs March 12 to March 18, 2020			January 01 to March 18, 2021 vs January 01 to March 18, 2020		
	Passenger	Commercial	Total	Passenger	Commercial	Total
CCR	-22.8%	2.3%	-8.1%	-12.7%	8.9%	-1.4%
CCR without ViaSul <sup>(1)</sup>	-21.1%	2.8%	-7.0%	-14.1%	6.0%	-3.3%
CCR INFRA SP <sup>(2)</sup>	-23.3%	2.6%	-9.3%	-15.1%	7.3%	-4.2%
AutoBAn	-27.0%	4.5%	-9.0%	-18.6%	9.1%	-4.3%
ViaOeste	-19.3%	2.3%	-9.4%	-11.9%	6.8%	-4.4%
CCR LAM VIAS <sup>(2)</sup>	-21.5%	1.9%	-6.2%	-7.7%	10.9%	3.3%
CCR LAM VIAS without ViaSul	-13.8%	3.3%	-2.0%	-11.1%	4.0%	-1.5%
NovaDutra	-16.9%	-0.4%	-5.7%	-12.2%	4.7%	-1.5%
RodoNorte	-27.3%	7.0%	0.7%	-16.8%	2.2%	-2.6%
MSVia	-10.5%	5.3%	2.2%	-8.8%	7.6%	3.6%

(1) ViaSul: collection started on February 15, 2019 (P2 and P3) and February 9, 2020 in other regions (P1, P4, P5, P6 and P7)

(2) CCR INFRA SP and CCR LAM VIAS consolidate data from other concessions, in addition to the publicly held companies mentioned above.

Unit	Passengers	
	March 12 to March 18, 2021 vs March 12 to March 18, 2020	January 01 to March 18, 2021 vs January 01 to March 18, 2020
CCR Mobility	-52.4%	-48.6%

Unit	Passengers	
	March 12 to March 18, 2021 vs March 12 to March 18, 2020	January 01 to March 18, 2021 vs January 01 to March 18, 2020
CCR Airports	-53.9%	-58.1%

### Comparisons between 2021 x 2019:

Unit	Equivalent Vehicles					
	March 12 to March 18, 2021 vs March 12 to March 18, 2019			January 01 to March 18, 2021 vs January 01 to March 18, 2019		
	Passenger	Commercial	Total	Passenger	Commercial	Total
CCR	-22.5%	18.9%	0.2%	-4.6%	19.9%	8.2%
CCR without ViaSul <sup>(1)</sup>	-25.5%	12.9%	-4.3%	-13.3%	10.8%	-0.6%
CCR INFRA SP <sup>(2)</sup>	-28.8%	11.1%	-8.8%	-14.7%	10.7%	-2.5%
AutoBAn	-33.0%	14.2%	-8.1%	-17.5%	14.1%	-1.5%
ViaOeste	-24.2%	16.0%	-7.6%	-9.9%	13.9%	-0.7%
CCR LAM VIAS <sup>(2)</sup>	-4.5%	31.4%	18.5%	22.6%	34.5%	29.9%
CCR LAM VIAS without ViaSul	-14.1%	16.0%	6.0%	-9.4%	10.9%	3.3%
NovaDutra	-17.5%	4.4%	-2.8%	-9.6%	11.6%	3.7%
RodoNorte	-24.3%	34.4%	21.8%	-13.0%	16.0%	8.2%
MSVia	-9.1%	12.1%	7.7%	-7.8%	2.2%	-0.2%

(1) ViaSul: collection started on February 15, 2019 (P2 and P3) and February 9, 2020 in other regions (P1, P4, P5, P6 and P7)

(2) CCR INFRA SP and CCR LAM VIAS consolidate data from other concessions, in addition to the publicly held companies mentioned above

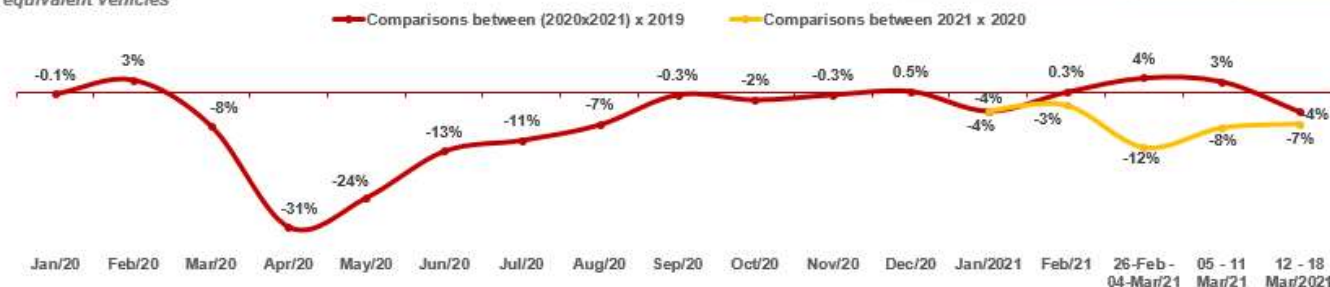
Unit	Passengers	
	March 12 to March 18, 2021 vs March 12 to March 18, 2019	January 01 to March 18, 2021 vs January 01 to March 18, 2019
CCR Mobility	-59.8%	-43.5%

Unit	Passengers	
	March 12 to March 18, 2021 vs March 12 to March 18, 2019	January 01 to March 18, 2021 vs January 01 to March 18, 2019
CCR Airports	-61.9%	-57.0%

## Weekly movement report (from January, 2020 to March 12 - 18, 2021)

### HIGHWAYS - YoY

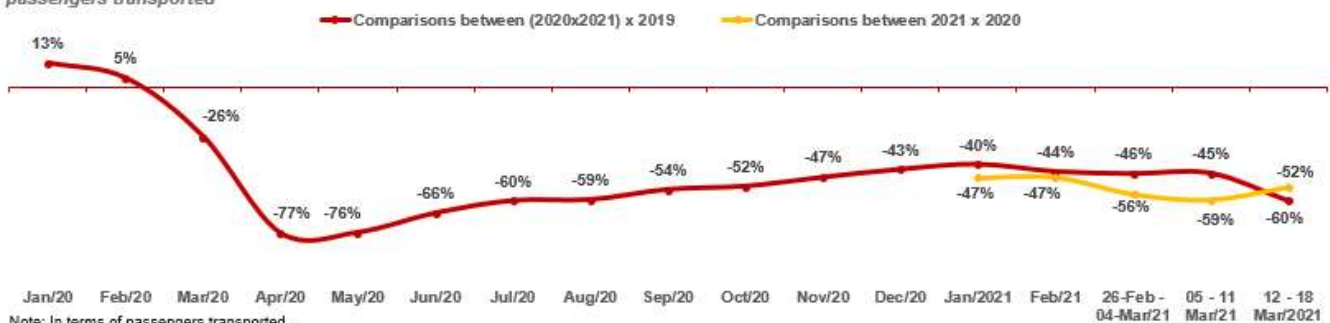
equivalent vehicles



Note: Excluding ViaSul

### MOBILITY - YoY

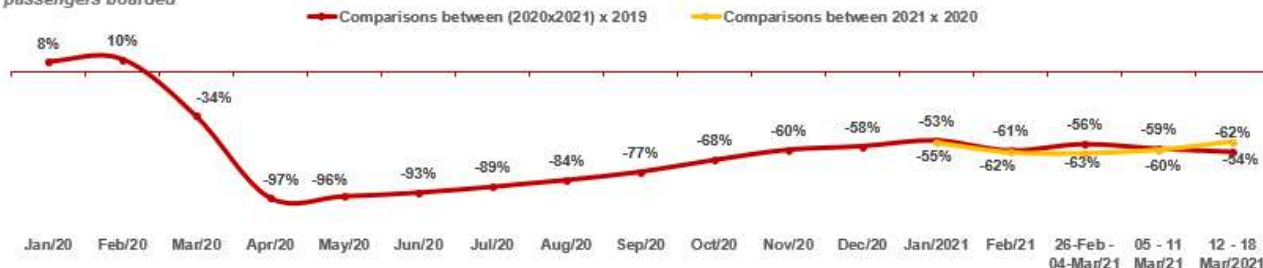
passengers transported



Note: In terms of passengers transported.

### AIRPORTS - YoY

passengers boarded



Note: Number of passengers boarded.

CCR Group remains committed to the safety of its employees and the communities in its operating regions to fight against the Coronavirus pandemic (COVID-19).

São Paulo/SP, March 19, 2021.

**CCR S.A.**  
**WALDO PEREZ**  
Investor Relations Officer