

**CCR S.A.**  
**Corporate Taxpayer's ID (CNPJ/MF) Nr. 02.846.056/0001-97**  
**State Registry (NIRE) Nr. 35.300.158.334**

**NOTICE TO THE MARKET**

CCR S.A. ("CCR" or "Company") (B3: CCRO3; Bloomberg: CCRO3BZ; Reuters: CCRO3.SA), following up on the Material Facts disclosed on March 18, 2020, and March 21, 2020, and given the position adopted by the Company to issue a weekly newsletter, on its website, to provide information on the flow in concessions under CCR's management, in an aggregated manner by Division (Infra SP, LAM Vias, Mobility and Airport), announces to its shareholders and the market in general, the consolidated result of the survey referring to highway traffic as equivalent vehicles, urban mobility as passengers transported, airports as passengers boarded, all shown in the weekly newsletter from **May 07, 2021 to May 13, 2021**, the comparisons were made between the same periods of the years 2020 and 2019, as follows:

**Comparisons between 2021 x 2020:**

Unit	Equivalent Vehicles					
	May 07 to May 13, 2021 vs May 07 to May 13, 2020			January 01 to May 13, 2021 vs January 01 to May 13, 2020		
	Passenger	Commercial	Total	Passenger	Commercial	Total
CCR	61.2%	17.7%	32.3%	5.0%	14.6%	10.5%
CCR (without ViaSul and ViaCosteira) <sup>1</sup>	63.0%	16.4%	31.8%	4.2%	12.5%	9.1%
<b>CCR INFRA SP <sup>(2)</sup></b>	<b>63.4%</b>	<b>16.4%</b>	<b>33.9%</b>	<b>3.3%</b>	<b>12.9%</b>	<b>8.5%</b>
AutoBAn	72.9%	14.6%	33.2%	0.9%	14.2%	8.6%
ViaOeste	67.6%	20.5%	42.6%	7.2%	13.4%	10.0%
<b>CCR LAM VIAS <sup>(2)</sup></b>	<b>56.6%</b>	<b>19.5%</b>	<b>29.7%</b>	<b>8.4%</b>	<b>17.0%</b>	<b>13.9%</b>
<b>CCR LAM VIAS (without ViaSul and ViaCosteira)<sup>1</sup></b>	<b>62.1%</b>	<b>16.4%</b>	<b>27.7%</b>	<b>6.9%</b>	<b>11.8%</b>	<b>10.2%</b>
NovaDutra	73.6%	30.3%	41.8%	7.4%	16.7%	13.6%
RodoNorte	39.9%	1.3%	7.0%	-2.2%	5.6%	4.0%
MSVia	32.0%	22.9%	24.7%	3.5%	15.0%	12.5%

(1) ViaSul: collection started on February 15, 2019 (P2 and P3) and February 9, 2020 in other regions (P1, P4, P5, P6 and P7). ViaCosteira: operations started on May 02, 2021.  
(2) CCR INFRA SP and CCR LAM VIAS consolidate data from other concessions, in addition to the publicly held companies mentioned above.

Unit	Passengers	
	May 07 to May 13, 2021 vs May 07 to May 13, 2020	January 01 to May 13, 2021 vs January 01 to May 13, 2020
CCR Mobility	96.7%	-29.7%

Unit	Passengers	
	May 07 to May 13, 2021 vs May 07 to May 13, 2020	January 01 to May 13, 2021 vs January 01 to May 13, 2020
CCR Airports	942.2%	-34.9%

## Comparisons between 2021 x 2019:

Unit	Equivalent Vehicles					
	May 07 to May 13, 2021 vs May 07 to May 13, 2019			January 01 to May 13, 2021 vs January 01 to May 13, 2019		
	Passenger	Commercial	Total	Passenger	Commercial	Total
CCR	-6.5%	20.0%	7.6%	-10.6%	19.8%	5.4%
CCR (without ViaSul and ViaCosteira) <sup>1</sup>	-10.8%	12.5%	1.6%	-17.3%	11.5%	-2.0%
CCR INFRA SP <sup>2</sup>	-13.3%	11.7%	-1.2%	-19.1%	11.1%	-4.6%
AutoBAn	-15.4%	15.8%	0.5%	-22.2%	14.4%	-3.5%
ViaOeste	-10.6%	16.2%	-0.3%	-14.9%	15.1%	-3.2%
CCR LAM VIAS <sup>2</sup>	13.7%	33.2%	26.0%	13.1%	33.6%	25.8%
CCR LAM VIAS (without ViaSul and ViaCosteira) <sup>1</sup>	-2.4%	13.8%	8.1%	-11.7%	12.2%	3.5%
NovaDutra	-4.6%	5.5%	2.0%	-13.0%	8.2%	0.5%
RodoNorte	3.7%	20.0%	16.5%	-13.7%	19.8%	11.4%
MSVia	2.1%	25.5%	19.8%	-8.3%	9.8%	5.5%

(1) ViaSul: collection started on February 15, 2019 (P2 and P3) and February 9, 2020 in other regions (P1, P4, P5, P6 and P7). ViaCosteira: operations started on May 02, 2021.

(2) CCR INFRA SP and CCR LAM VIAS consolidate data from other concessions, in addition to the publicly held companies mentioned above

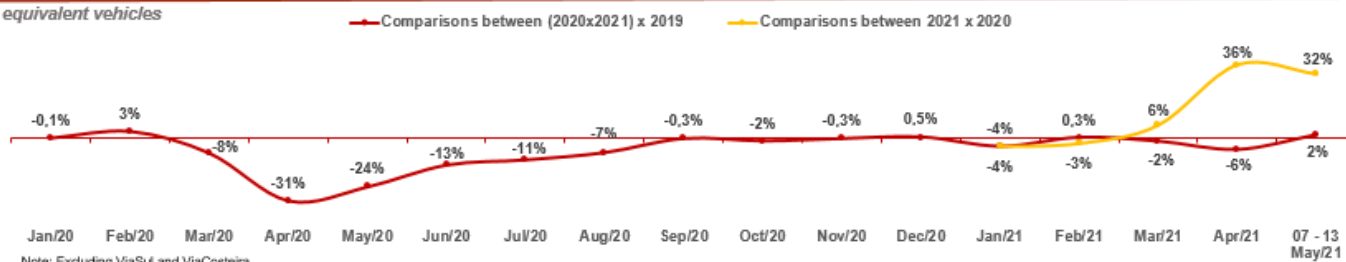
Unit	Passengers	
	May 07 to May 13, 2021 vs May 07 to May 13, 2019	January 01 to May 13, 2021 vs January 01 to May 13, 2019
CCR Mobility	-49.4%	-49.4%

Unit	Passengers	
	May 07 to May 13, 2021 vs May 07 to May 13, 2019	January 01 to May 13, 2021 vs January 01 to May 13, 2019
CCR Airports	-54.3%	-58.3%

## Weekly movement report (from January, 2020 to May 07 – May 13, 2021)

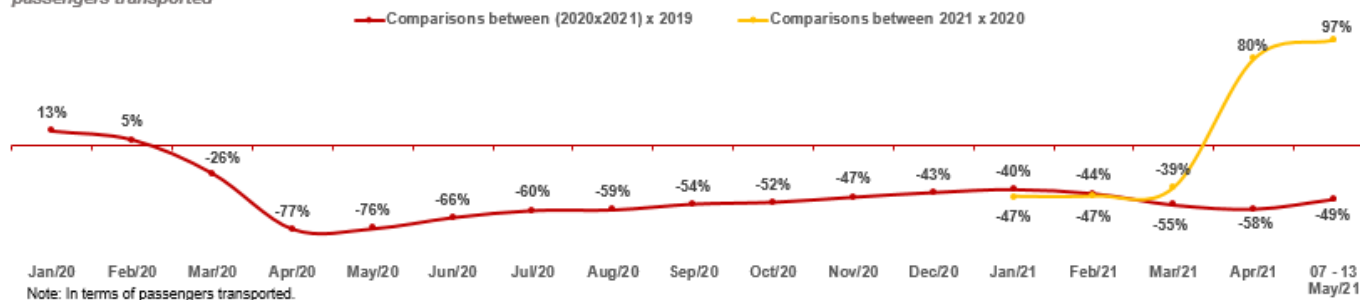
### HIGHWAYS - YoY

equivalent vehicles



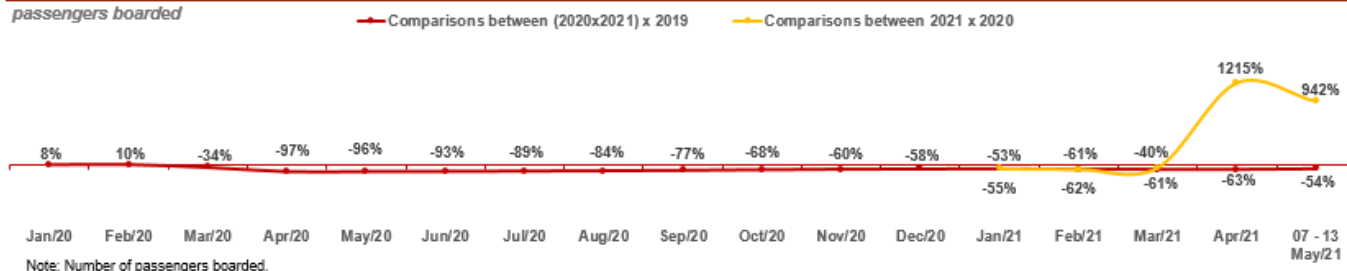
### MOBILITY - YoY

passengers transported



### AIRPORTS - YoY

passengers boarded



CCR Group remains committed to the safety of its employees and the communities in its operating regions to fight against the Coronavirus pandemic (COVID-19).

São Paulo/SP, May 14, 2021.

**CCR S.A.**  
**WALDO PEREZ**  
Investor Relations Officer