

Earnings Results 4Q24

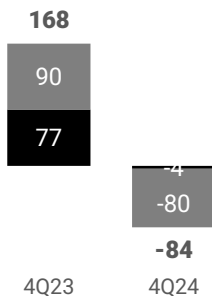
Dexco

Viver ambientes.

RECURRING NET INCOME

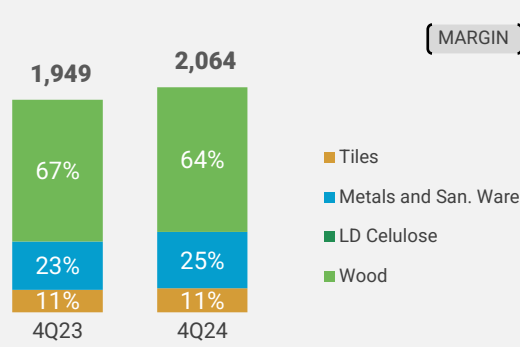
R\$ million

■ Adjusted and Recurring Net Income - LD Celulose

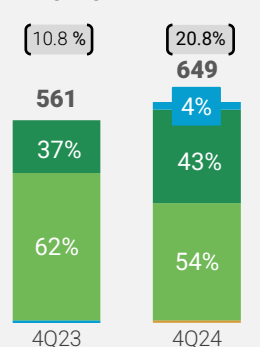


CONSOLIDATED NET REVENUE

R\$ million



ADJUSTED AND RECURRING EBITDA PRO FORMA

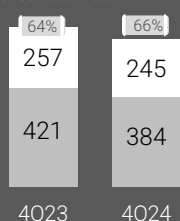


CASH FLOW

R\$ million / %

■ FCL Sustaining
■ Working Capital

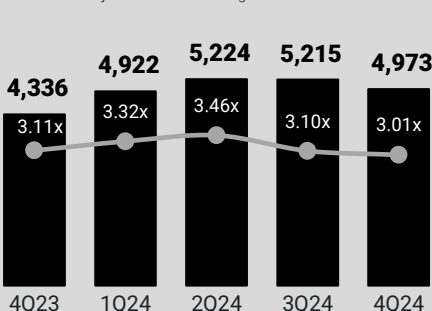
CCR Cash Conversion Ratio



FINANCIAL LEVERAGE

R\$ million / x

Net Debt / Adjusted and Recurring EBITDA UDM



CAPEX

R\$ million

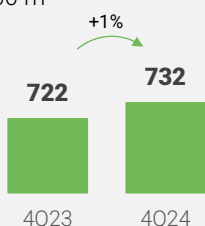
Investments	4Q23	4Q24	2023	2024
FORESTRY OPEX	112	138	368	569
MAINTENANCE	134	157	303	69
CAPEX Sustaining¹	247	295	711	873
PROJECTS ^{2,3}	189	103	693	516

¹ - Maintenance and support of the business
² - 4Q24 Projects: R\$ 64.1 million in modernization and manufacturing efficiency; Other Projects: R\$ 38.7 million
³ - 2024 Projects: Quarterly Accumulated, DX Ventures and Casa Dexco

WOOD

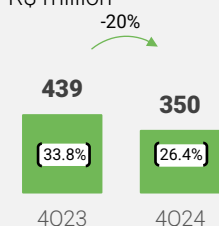
VOLUME

000 m³

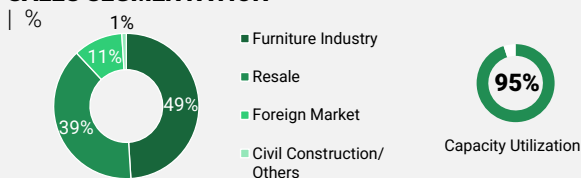


EBITDA*/MARGIN

R\$ million



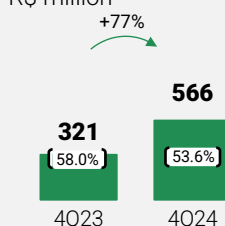
SALES SEGMENTATION



LD CELULOSE

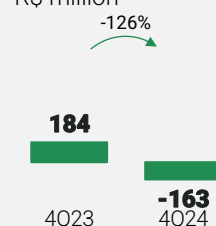
EBITDA*/MARGIN

R\$ million



NET INCOME

R\$ million

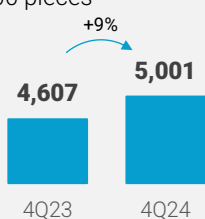


RESULTADO REFERENTE A 100% DA OPERAÇÃO

METALS AND SAN. WARE

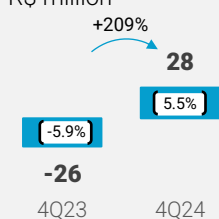
VOLUME

000 pieces

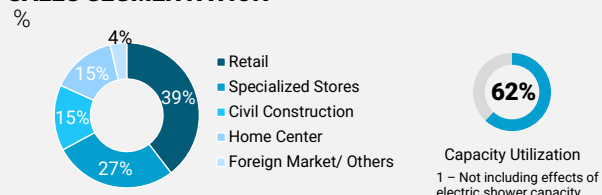


EBITDA*/MARGIN

R\$ million



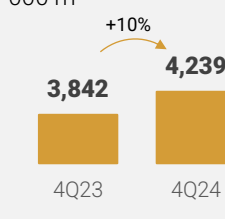
SALES SEGMENTATION



TILES

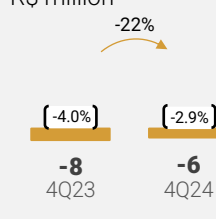
VOLUME

000 m³



EBITDA*/MARGIN

R\$ million



SALES SEGMENTATION

