

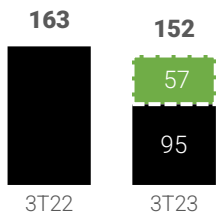
Resultado Trimestral 3T23/9M23

DEXCO
Viver ambientes.

LUCRO LÍQUIDO RECORRENTE

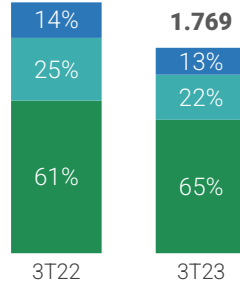
R\$ Milhões

Lucro Líq. Ajustado e Recorrente - LD Celulose



RECEITA CONSOLIDADA RECORRENTE

2.162



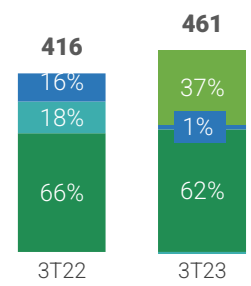
EBITDA AJUSTADO E RECORRENTE CONSOLIDADO

[19,2%]

[16,3%]

[Margem]

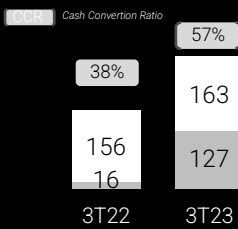
LD Celulose
Revestimentos
Metais e Louças
Madeira



GERAÇÃO DE CAIXA

R\$ Milhões / %

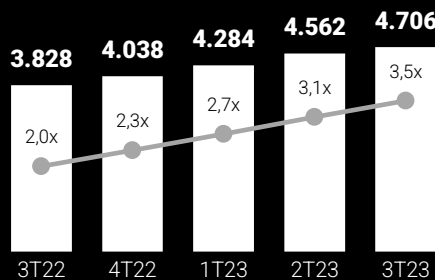
FCL Sustaining
Capital de Giro



ALAVANCAGEM FINANCEIRA

Dívida Líquida / EBITDA Ajustado e Recorrente UDM

R\$ Milhões / x

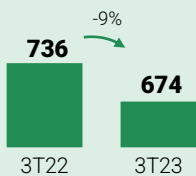


CAPEX

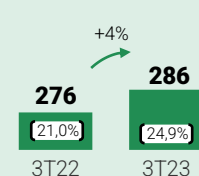
R\$ Milhões

Investimentos	3T22	3T23	9M22	9M23
OPEX FLORESTAL	75	102	299	256
MANUTENÇÃO	120	81	305	209
CAPEX Sustaining	195	183	604	465
PROJETOS	135	193	686	504

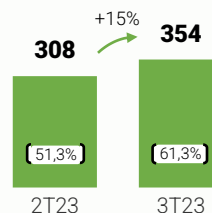
VOLUME | 000 m³



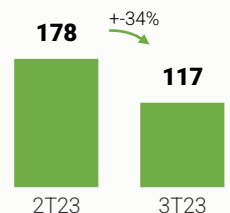
EBITDA*/MARGEM | R\$ MM



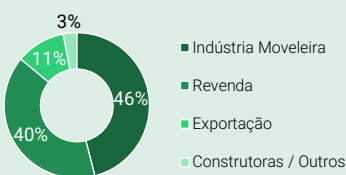
EBITDA | R\$ MM



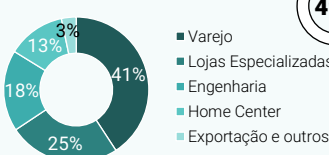
LUCRO LÍQUIDO | R\$ MM



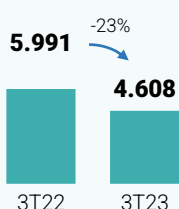
CANAL DE VENDA | %



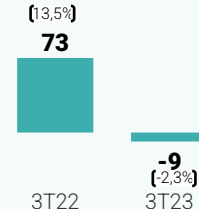
CANAL DE VENDA | %



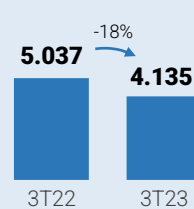
VOLUME | 000 peças



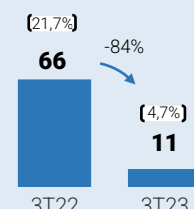
EBITDA*/MARGEM | R\$ MM



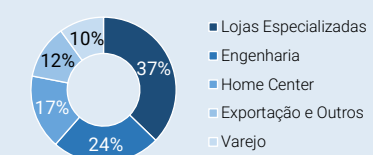
VOLUME | 000 m²



EBITDA*/MARGEM | R\$ MM



CANAL DE VENDA | %



Ocupação de Fábrica

*Ajustado e recorrente