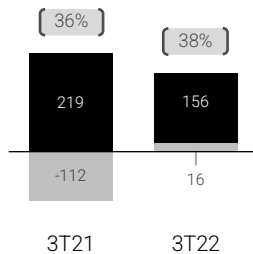


GERAÇÃO DE CAIXA

R\$ Milhões / %

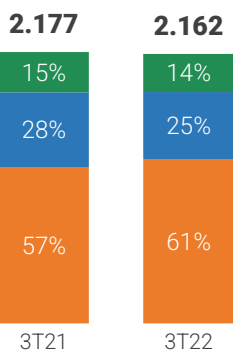
- FCL Sustaining
- Capital de Giro

(CCR) Cash Conversion Ratio



RECEITA CONSOLIDADA RECORRENTE

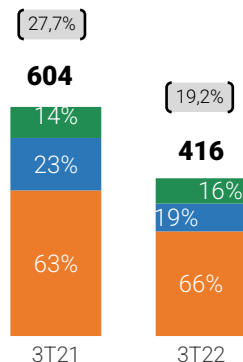
- Madeira
- Metais e Louças
- Revestimentos



EBITDA AJUSTADO E RECORRENTE CONSOLIDADO

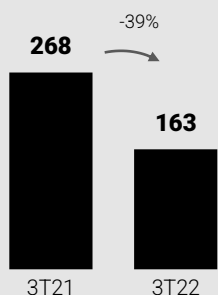
(Margem)

- Madeira
- Metais e Louças
- Revestimentos



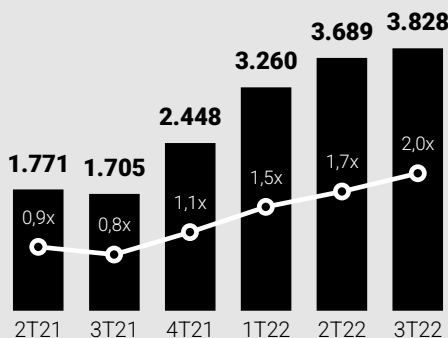
LUCRO LÍQUIDO RECORRENTE

R\$ Milhões



ALAVANCAGEM FINANCEIRA

Dívida Líquida / EBITDA Ajustado e Recorrente UDM
R\$ Milhões / x



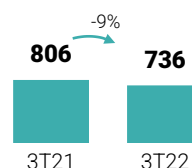
CAPEX

R\$ Milhões

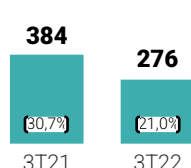
Investimentos	3T 21	3T 22	9M 21	9M 22
OPEX FLORESTAL	69	75	115	299
MANUTENÇÃO	104	120	239	305
CAPEX Sustaining	168	195	399	604
PROJETOS DE EXPANSÃO	80	149	179	701

MADEIRA

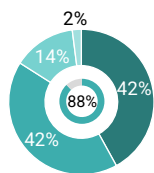
VOLUME | 000 m³



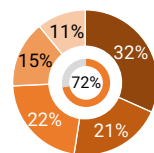
EBITDA*/MARGEM | R\$ MM



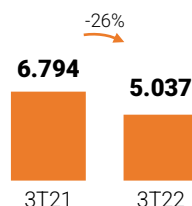
CANAL DE VENDA | %



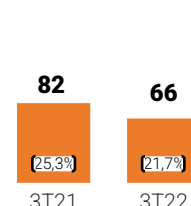
CANAL DE VENDA | %



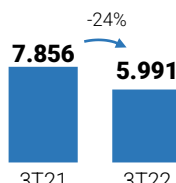
VOLUME | 000 m²



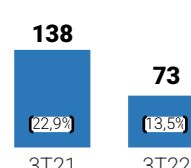
EBITDA*/MARGEM | R\$ MM



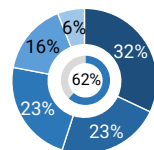
VOLUME | 000 peças



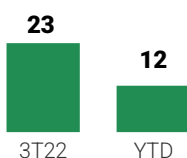
EBITDA*/MARGEM | R\$ MM



CANAL DE VENDA | %



EBITDA | USD MM



3T22 com resultado pré-operacional, conversão para operacional no 4T22



LD CELULOSE

REVESTIMENTOS

*Ajustado e recorrente

Ocupação de Fábrica