

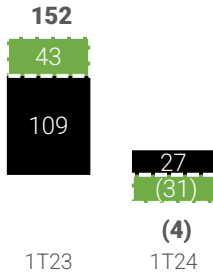
Resultado Trimestral 1T24

DEXCO
Viver ambientes.

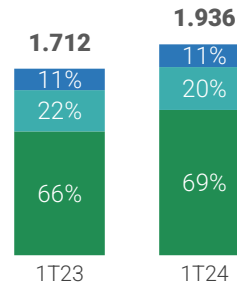
LUCRO LÍQUIDO RECORRENTE

R\$ Milhões

■ Lucro Líq. Ajustado e Recorrente - LD Celulose



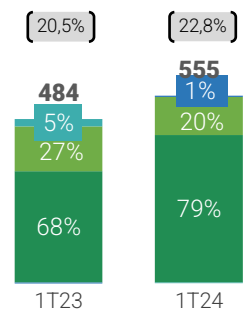
RECEITA CONSOLIDADA RECORRENTE



[Margem]




EBITDA AJUSTADO E RECORRENTE CONSOLIDADO



GERAÇÃO DE CAIXA

R\$ Milhões / %

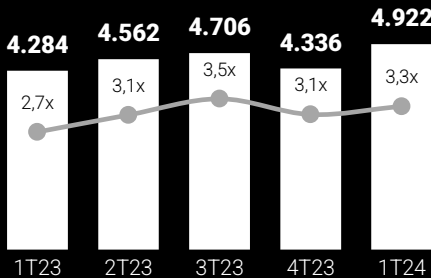
■ FCL Sustaining
■ Capital de Giro



ALAVANCAGEM FINANCEIRA

Dívida Líquida / EBITDA Ajustado e Recorrente UDM

R\$ Milhões / x

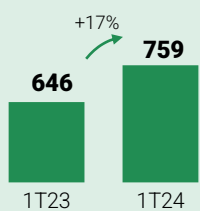


CAPEX

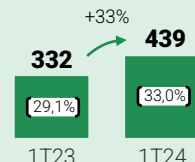
R\$ Milhões

Investimentos	1T23	1T24
OPEX FLORESTAL	80	116
MANUTENÇÃO	60	44
CAPEX Sustaining	140	160
PROJETOS	141	135

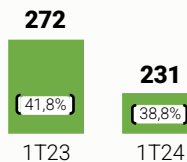
VOLUME | 000 m³



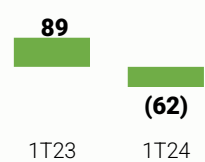
EBITDA*/MARGEM | R\$ MM



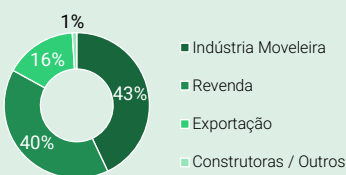
EBITDA | R\$ MM



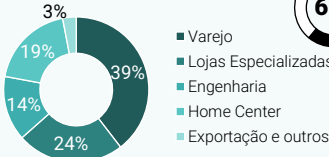
LUCRO LÍQUIDO | R\$ MM



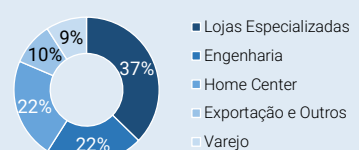
CANAL DE VENDA | %



CANAL DE VENDA | %

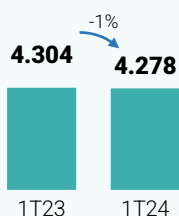


CANAL DE VENDA | %

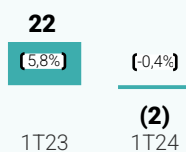


RESULTADO REFERENTE A 100% DA OPERAÇÃO

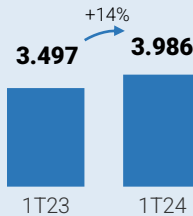
VOLUME | 000 peças




EBITDA*/MARGEM | R\$ MM



VOLUME | 000 m²



EBITDA*/MARGEM | R\$ MM



*Ajustado e recorrente

Occupação de Fábrica