

# Resultado Trimestral 4T24

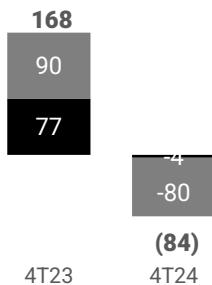
# DEXCO

Viver ambientes.

## LUCRO LÍQUIDO RECORRENTE

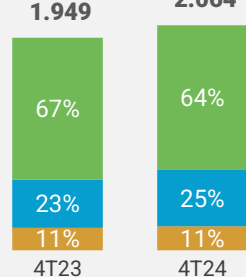
R\$ Milhões

■ Lucro Líq. Ajustado e Recorrente - LD Celulose



## RECEITA CONSOLIDADA RECORRENTE

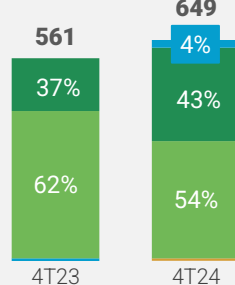
R\$ Milhões



(Margem)

## EBITDA AJUSTADO E RECORRENTE PRO FORMA

R\$ Milhões

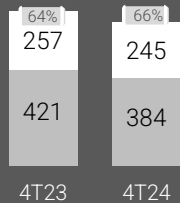


## GERAÇÃO DE CAIXA

R\$ Milhões / %

■ FCL Sustaining  
■ Capital de Giro

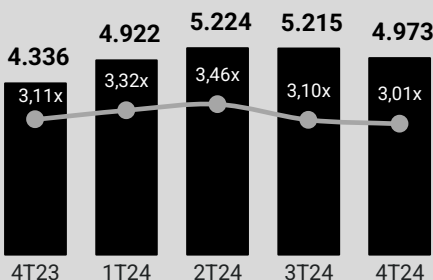
CCR Cash Conversion Ratio



## ALAVANCAGEM FINANCEIRA

Dívida Líquida / EBITDA Ajustado e Recorrente UDM

R\$ Milhões / x



## CAPEX

R\$ Milhões

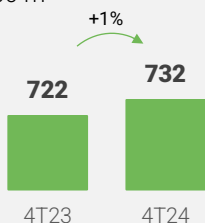
Investimentos	4T23	4T24	2023	2024
OPEX FLORESTAL	112	138	368	569
MANUTENÇÃO	134	157	303	69
<b>CAPEX Sustaining<sup>1</sup></b>	<b>247</b>	<b>295</b>	<b>711</b>	<b>873</b>
PROJETOS <sup>2,3</sup>	189	103	693	516

<sup>1</sup> - Manutenção e sustentação do negócio  
<sup>2</sup> - Projetos 4T24: R\$ 64,1 milhões de modernização e eficiência fabril; Outros Projetos: R\$ 38,7 milhões  
<sup>3</sup> - Projetos 2024: Acumulado trimestral, DX Ventures e Casa Dexco

## MADEIRA

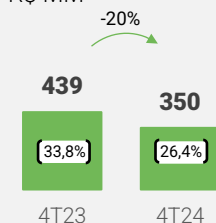
### VOLUME

000 m<sup>3</sup>



### EBITDA\*/MARGEM

R\$ MM



### CANAL DE VENDA

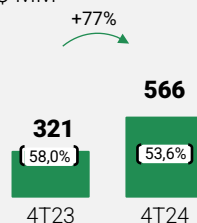
%



## LD CELULOSE

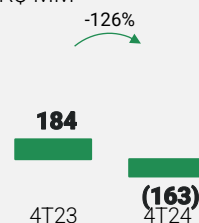
### EBITDA\*/MARGEM

R\$ MM



### LUCRO LÍQUIDO

R\$ MM

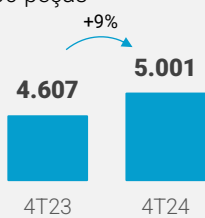


RESULTADO REFERENTE A 100% DA OPERAÇÃO

## METAIS E LOUÇAS

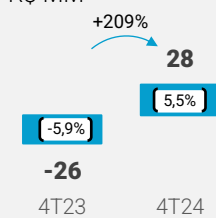
### VOLUME

000 peças



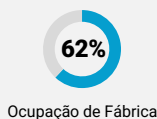
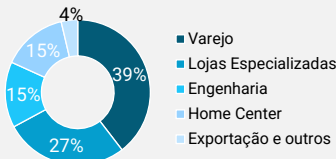
### EBITDA\*/MARGEM

R\$ MM



### CANAL DE VENDA

%

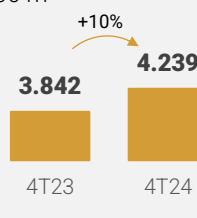


1 - Sem efeitos da capacidade de Chuveiros.

## REVESTIMENTOS


### VOLUME

000 m<sup>3</sup>



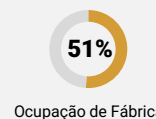
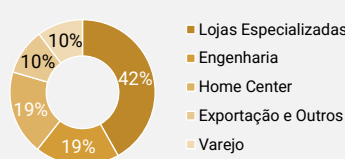
### EBITDA\*/MARGEM

R\$ MM



### CANAL DE VENDA

%



\*Ajustado e recorrente