

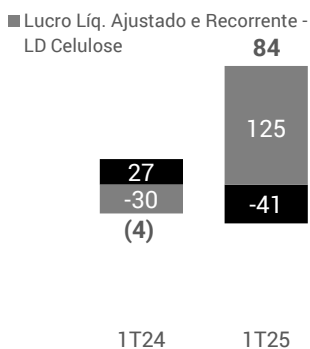
Resultado Trimestral 1T25

Dexco

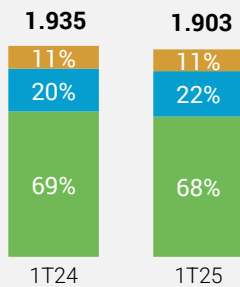
Viver ambientes.

LUCRO LÍQUIDO RECORRENTE

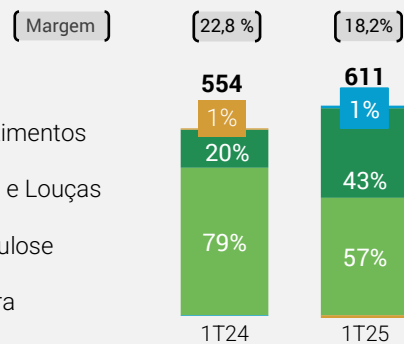
R\$ Milhões



RECEITA CONSOLIDADA RECORRENTE

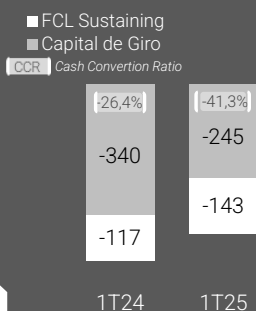


EBITDA AJUSTADO E RECORRENTE PRO FORMA



GERAÇÃO DE CAIXA

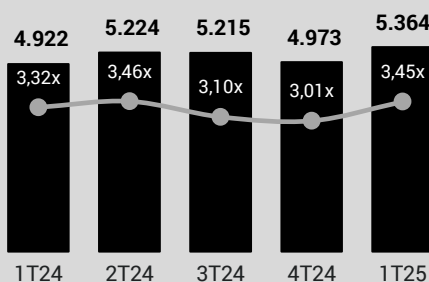
R\$ Milhões / %



ALAVANCAGEM FINANCEIRA

Dívida Líquida / EBITDA Ajustado e Recorrente UDM

R\$ Milhões / x



CAPEX

R\$ Milhões

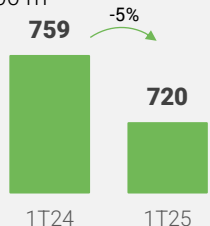
Investimentos	1T24	1T25
OPEX FLORESTAL	116	120
MANUTENÇÃO	44	42
CAPEX Sustaining¹	160	161
PROJETOS DE EXPANSÃO	135	160

¹ - Manutenção, modernização fabril e sustentação do negócio.

MADEIRA

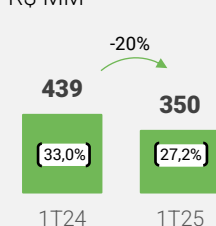
VOLUME

000 m³



EBITDA*/MARGEM

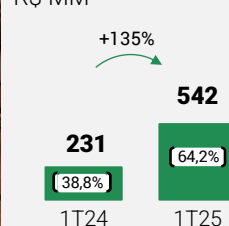
R\$ MM



LD CELULOSE

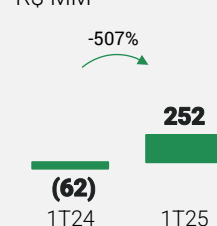
EBITDA*/MARGEM

R\$ MM

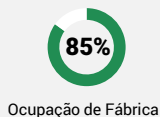


LUCRO LÍQUIDO

R\$ MM



CANAL DE VENDA | %

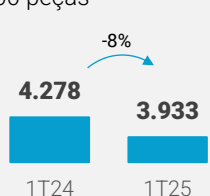


RESULTADO REFERENTE A 100% DA OPERAÇÃO

METAIS E LOUÇAS

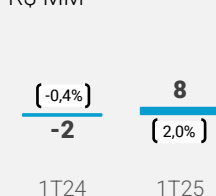
VOLUME

000 peças

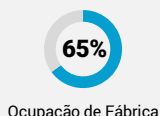
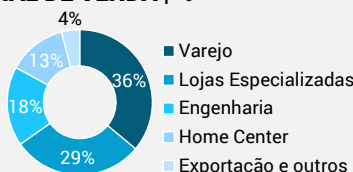


EBITDA*/MARGEM

R\$ MM



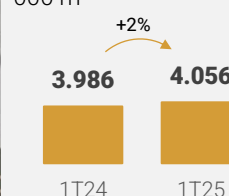
CANAL DE VENDA | %



REVESTIMENTOS

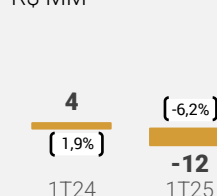
VOLUME

000 m²

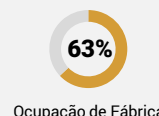
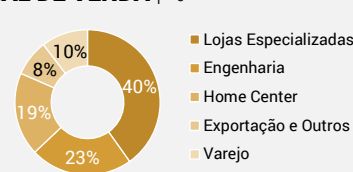


EBITDA*/MARGEM

R\$ MM



CANAL DE VENDA | %



*Ajustado e recorrente