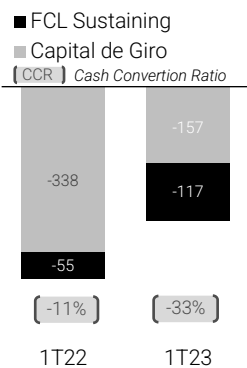
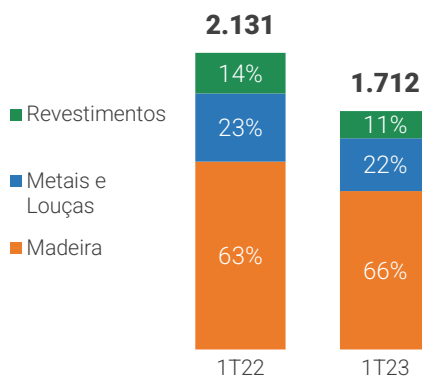


GERAÇÃO DE CAIXA

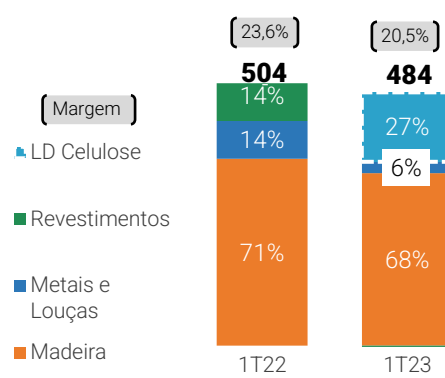
R\$ Milhões / %



RECEITA CONSOLIDADA RECORRENTE

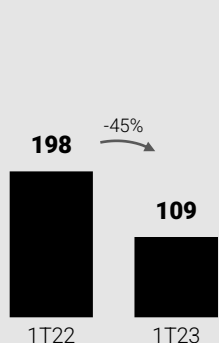


EBITDA AJUSTADO E RECORRENTE CONSOLIDADO



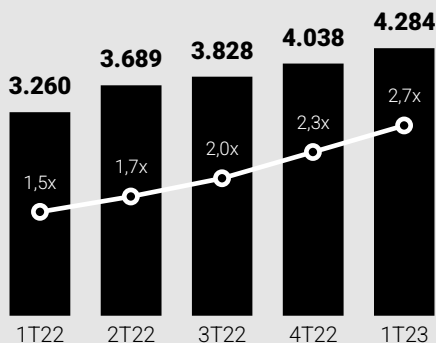
LUCRO LÍQUIDO RECORRENTE

R\$ Milhões



ALAVANCAGEM FINANCEIRA

Dívida Líquida / EBITDA Ajustado e Recorrente UDM
R\$ Milhões / x



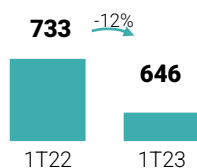
CAPEX

R\$ Milhões

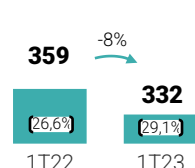
Investimentos	1T22	1T23
OPEX FLORESTAL	131	80
MANUTENÇÃO	66	60
CAPEX Sustaining	198	140
PROJETOS	244	141

MADEIRA

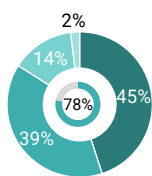
VOLUME | 000 m³



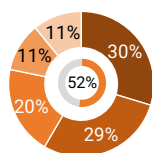
EBITDA*/MARGEM | R\$ MM



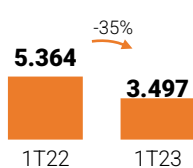
CANAL DE VENDA | %



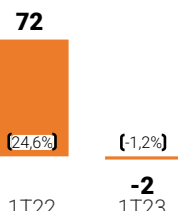
CANAL DE VENDA | %



VOLUME | 000 m²



EBITDA*/MARGEM | R\$ MM

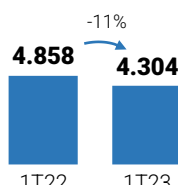


REVESTIMENTOS

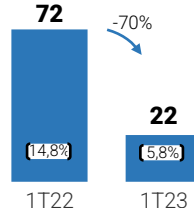
*Ajustado e recorrente

METAIS E LOUÇAS

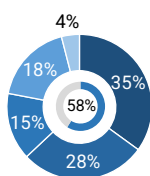
VOLUME | 000 peças



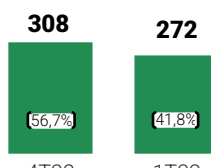
EBITDA*/MARGEM | R\$ MM



CANAL DE VENDA | %



EBITDA | R\$ MM



Volume vendido: 92 mil toneladas

LD CELULOSE

RESULTADO REFERENTE A 100% DA OPERAÇÃO

