

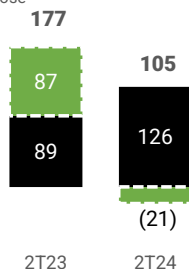
Resultado Trimestral 2T24

Dexco
Viver ambientes.

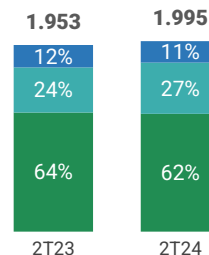
LUCRO LÍQUIDO RECORRENTE

R\$ Milhões

■ Lucro Líq. Ajustado e Recorrente - LD Celulose



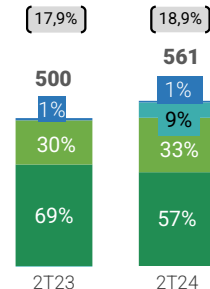
RECEITA CONSOLIDADA RECORRENTE



(Margem)

- Revestimentos
- Metais e Louças
- LD Celulose
- Madeira

EBITDA AJUSTADO E RECORRENTE PRÓ-FORMA

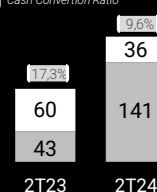


GERAÇÃO DE CAIXA

R\$ Milhões / x

■ FCL Sustaining
■ Capital de Giro

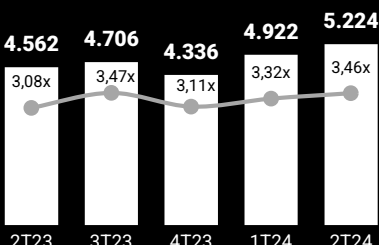
CCR Cash Conversion Ratio



ALAVANCAGEM FINANCEIRA

Divida Líquida / EBITDA Ajustado e Recorrente UDM

R\$ Milhões / x



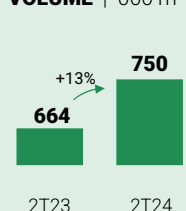
CAPEX

R\$ Milhões

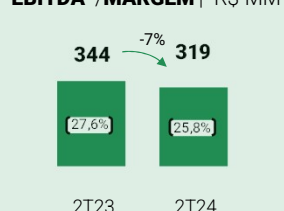
Investimentos	2T23	2T24	1S23	1S24
OPEX FLORESTAL	74	209	154	325
MANUTENÇÃO	68	57	128	101
CAPEX Sustaining¹	142	266	282	426
PROJETOS ²	171	139	312	274

1 - Manutenção, modernização fabril e sustentação do negócio
2 - Projetos de Expansão (2T24): R\$ 111,2 milhões; Outros Projetos: R\$ 27,9 milhões

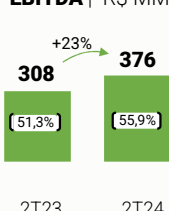
VOLUME | 000 m³



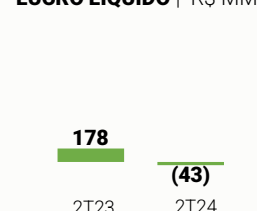
EBITDA*/MARGEM | R\$ MM



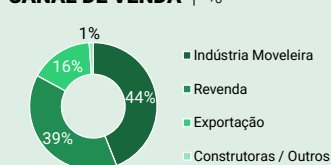
EBITDA | R\$ MM



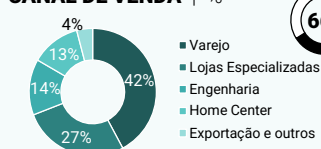
LUCRO LÍQUIDO | R\$ MM



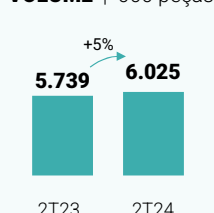
CANAL DE VENDA | %



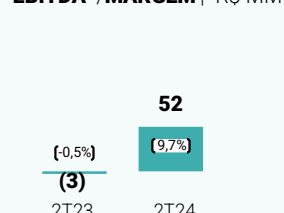
CANAL DE VENDA | %



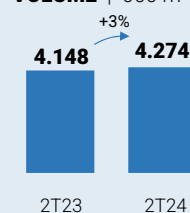
VOLUME | 000 peças



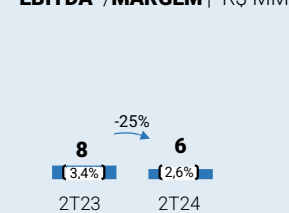
EBITDA*/MARGEM | R\$ MM



VOLUME | 000 m²



EBITDA*/MARGEM | R\$ MM



○ Ocupação de Fábrica

1 - Sem efeitos da capacidade de Chuveiros.

*Ajustado e recorrente