

# Resultado Trimestral

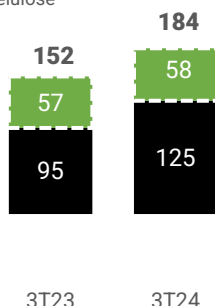
## 3T24

**DEXCO**  
Viver ambientes.

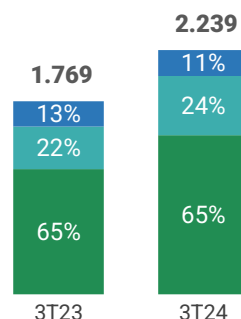
### LUCRO LÍQUIDO RECORRENTE

R\$ Milhões

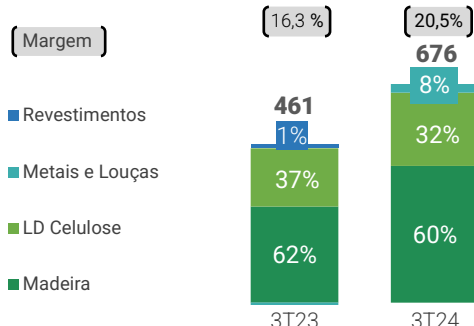
■ Lucro Líq. Ajustado e Recorrente - LD Celulose



### RECEITA CONSOLIDADA RECORRENTE



### EBITDA AJUSTADO E RECORRENTE PRÓ-FORMA

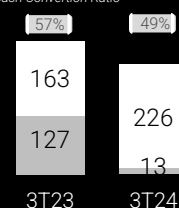


### GERAÇÃO DE CAIXA

R\$ Milhões / %

■ FCL Sustaining  
■ Capital de Giro

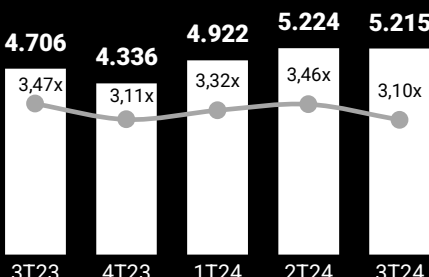
CCR Cash Conversion Ratio



### ALAVANCAGEM FINANCEIRA

Dívida Líquida / EBITDA Ajustado e Recorrente UDM

R\$ Milhões / x



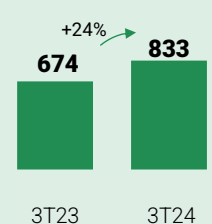
### CAPEX

R\$ Milhões

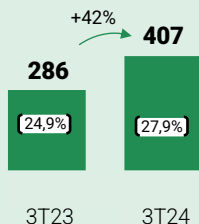
| Investimentos                       | 3T23       | 3T24       | 9M23       | 9M24       |
|-------------------------------------|------------|------------|------------|------------|
| OPEX FLORESTAL                      | 102        | 107        | 256        | 432        |
| MANUTENÇÃO                          | 81         | 69         | 209        | 170        |
| <b>CAPEX Sustaining<sup>1</sup></b> | <b>183</b> | <b>176</b> | <b>465</b> | <b>601</b> |
| PROJETOS <sup>2,3</sup>             | 193        | 139        | 504        | 413        |

<sup>1</sup> - Manutenção e sustentação do negócio  
<sup>2</sup> - Projetos 3T24, R\$ 102,6 milhões de modernização e eficiência fabril; Outros Projetos: R\$ 35,9 milhões  
<sup>3</sup> - Projetos 9M24, Acumulado trimestral, DX Ventures e Casa Dexco

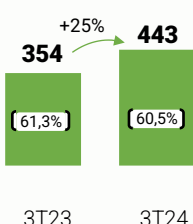
### VOLUME | 000 m<sup>3</sup>



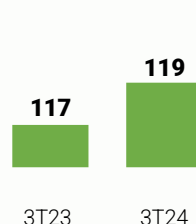
### EBITDA\*/MARGEM | R\$ MM



### EBITDA | R\$ MM



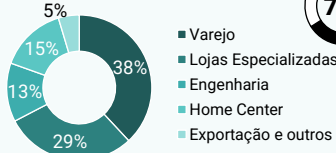
### LUCRO LÍQUIDO | R\$ MM



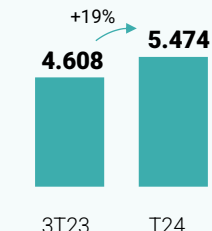
### CANAL DE VENDA | %



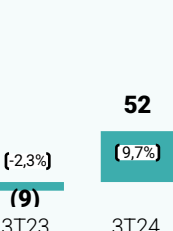
### CANAL DE VENDA | %



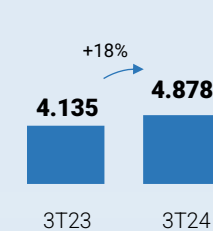
### VOLUME | 000 peças



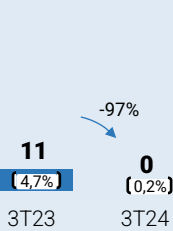
### EBITDA\*/MARGEM | R\$ MM



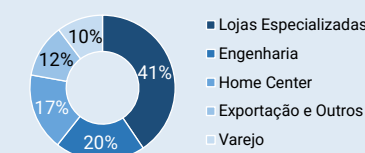
### VOLUME | 000 m<sup>2</sup>



### EBITDA\*/MARGEM | R\$ MM



### CANAL DE VENDA | %



RESULTADO REFERENTE A 100% DA OPERAÇÃO

Ocupação de Fábrica

1 - Sem efeitos da capacidade de Chuveiros.

\*Ajustado e recorrente