

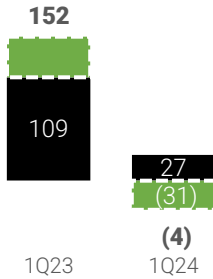
Earnings Results 1Q24

Dexco
Viver ambientes.

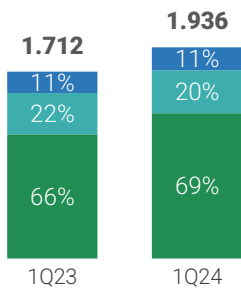
RECURRING NET INCOME

R\$ Million

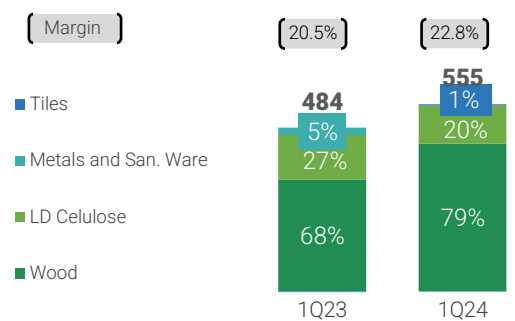
Adjusted and Recurring Net Income - LD Celulose



CONSOLIDATED NET REVENUE



CONSOLIDATED ADJUSTED AND RECURRING EBITDA



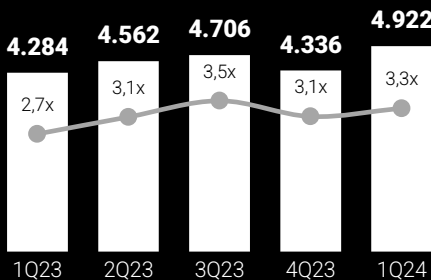
CASH FLOW

R\$ Million / %



FINANCIAL LEVERAGE

Net Debt / Adjusted and Recurring EBITDA LTM
R\$ Million / x

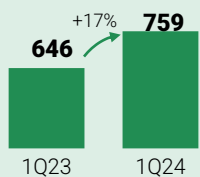


CAPEX

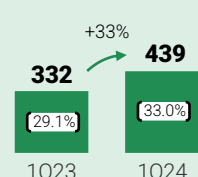
R\$ Million

Investments	1Q23	1Q24
FORESTRY OPEX	80	116
MAINTENANCE	60	44
CAPEX Sustaining	140	160
PROJECTS	141	135

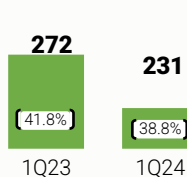
VOLUME | 000 m³



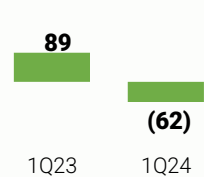
EBITDA*/MARGIN | R\$ MM



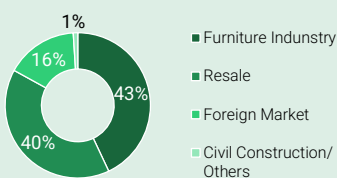
EBITDA | R\$ MM



NET INCOME | R\$ MM



SEGMENTATION OF SALES | %

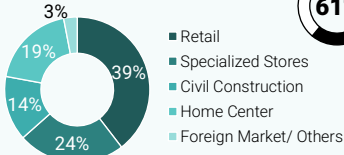


WOOD

LD CELULOSE

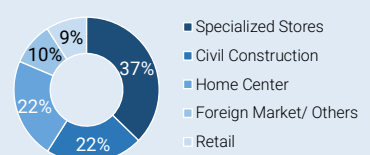
RESULT REGARDING 100% OF THE OPERATION

SEGMENTATION OF SALES | %



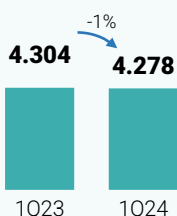
METALS AND SAN. WARES

SEGMENTATION OF SALES | %




TILES

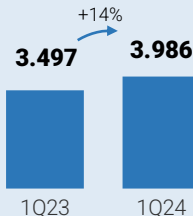
VOLUME | 000 items



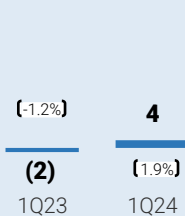
EBITDA*/MARGIN | R\$ MM



VOLUME | 000 m²



EBITDA*/MARGIN | R\$ MM



*Adjusted and Recurring