



2Q24 RESULTS PRESENTATION



DISCLAIMER



This material contains summarized information that carries a certain degree of risk and uncertainties with respect to business, financial, strategic, economic and other trends, and is based on assumptions, data or methods that, although considered, may be incorrect or inaccurate, may not materialize or are beyond the Company's control. Because of these factors, actual results may differ materially from those indicated or implied in this material.

The Company does not warrant, in any way or to any extent, that the trends disclosed in this material will be confirmed. The information and opinions contained herein should not be construed as advice to potential investors and no investment decision should be based on the truthfulness, timeliness or completeness of such information or opinions. None of the Company's representatives, advisors or related parties shall have any liability for any losses that may arise from the use or content of this material.

AGENDA



1.

Highlights
of the
Period

2.

2Q24
Operational
Highlights

3.


2Q24
Financial
Highlights

4.

Perspectives and
Subsequent
Events

HIGHLIGHTS


Solid results:
**Net revenue, margin
by segment, EBITDA
and net income**




**Good operational and
financial indicators,**
mainly in the final
waste disposal
segment



**Implementation of
Investments** as planned
(on track / on budget)



**Adequate Capital
Structure**
for the implementation
of the Business Plan



**Monetization of
Optionalities in the Short
and Medium Term**
*(biogas, biomethane and
carbon credits)*



AGENDA



1.

Highlights
of the
Period

2.

2Q24
Operational
Highlights

3.

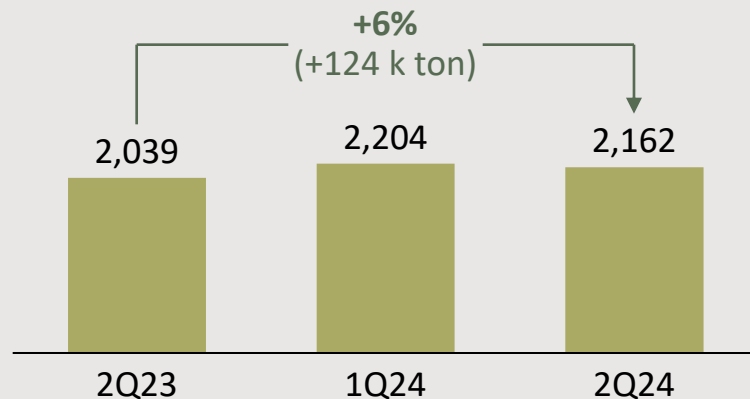
2Q24
Financial
Highlights

4.

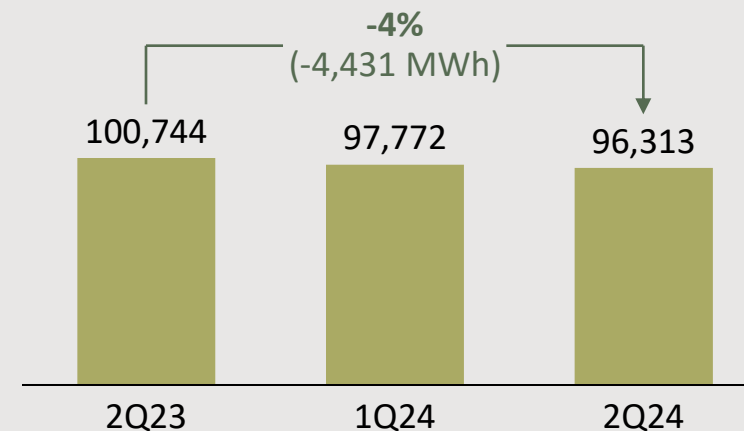
Perspectives and
Subsequent
Events

OPERATIONAL HIGHLIGHTS 2Q24

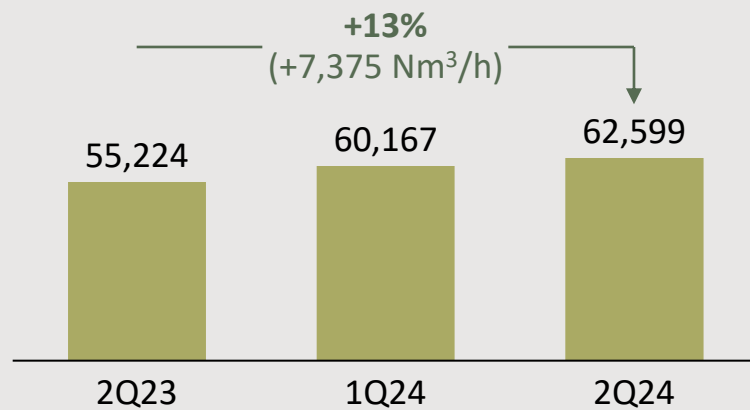
WASTE VOLUME¹ (k tons)



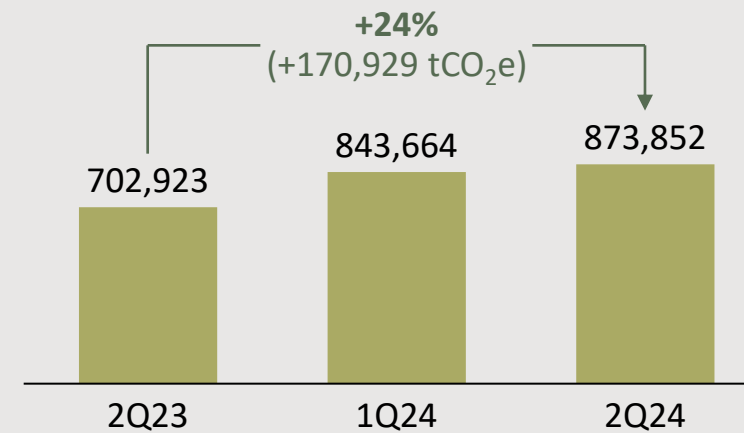
ENERGY GENERATION (MWh)



BIOGAS CAPTURE (monthly average Nm³/h)



CARBON CREDITS (tCO₂e)



AGENDA



1.

Highlights
of the
Period

2.

2Q24
Operational
Highlights

3.

2Q24
Financial
Highlights

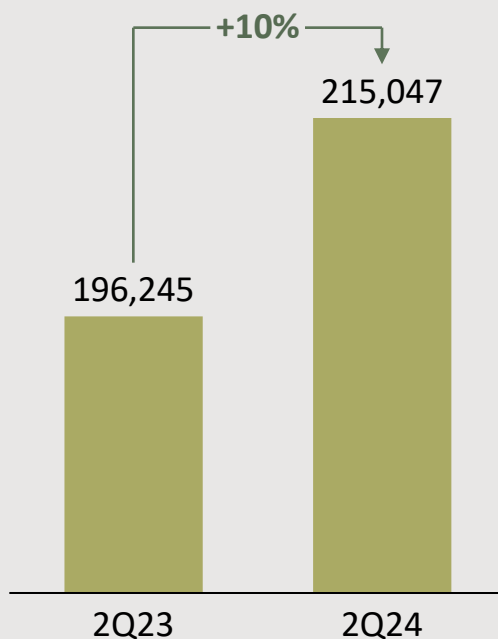
4.

Perspectives and
Subsequent
Events

FINANCIAL HIGHLIGHTS 2Q24

TOTAL NET REVENUE

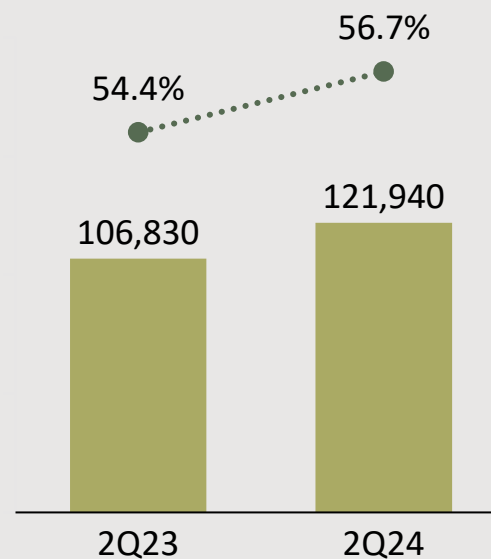
(In R\$ thousand)



GROSS PROFIT AND GROSS MARGIN

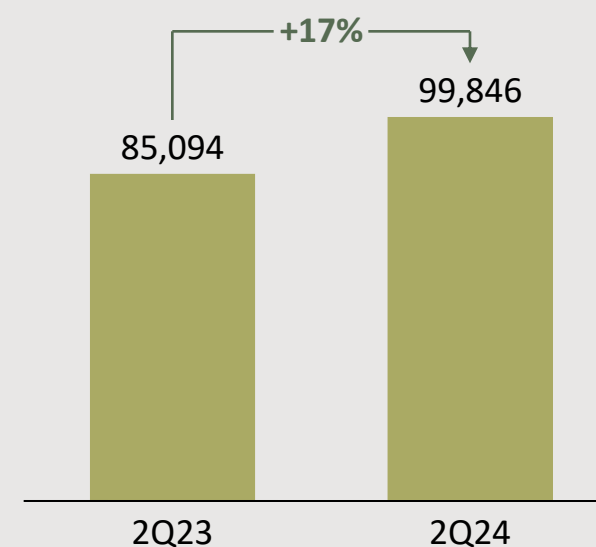
(EX-DEPRECIATION AND PROV. LANDFILL CLOSURE)

(in R\$ thousand and in %)



EBITDA

(R\$ thousand)



2Q24 FINANCIAL HIGHLIGHTS

Result by Segment

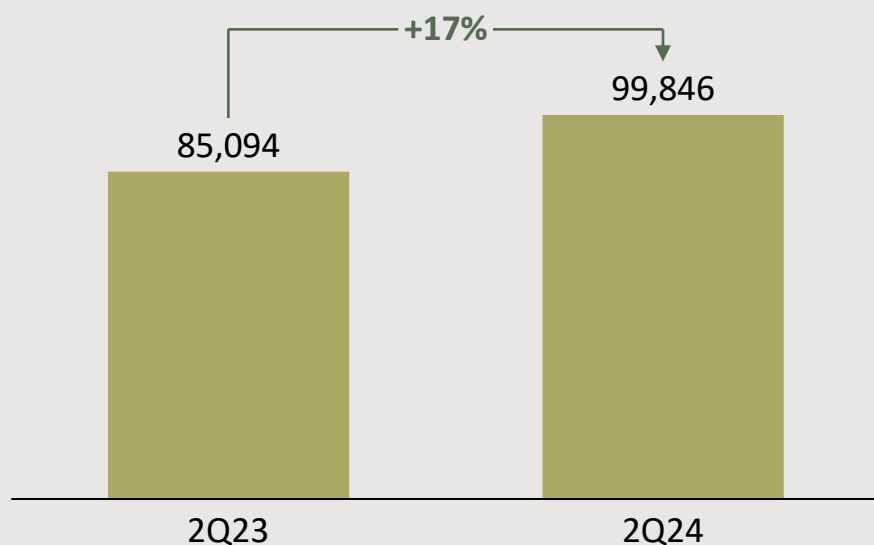
- ◀ **Margin improvement in final waste disposal** (current level of 59%), reflecting the increase in the average price and cost control.
- ◀ **Results of Energy, Biogas and Carbon Credits segment** running at around R\$ 25 million/quarter with high growth potential according to the monetization of biogas, biomethane and carbon credits.
- ◀ **Improvement of the Waste Processing result**, from (R\$ 3,079 thousand) in 2Q23 to (R\$ 302 thousand) in 2Q24.



FINANCIAL HIGHLIGHTS 2Q24

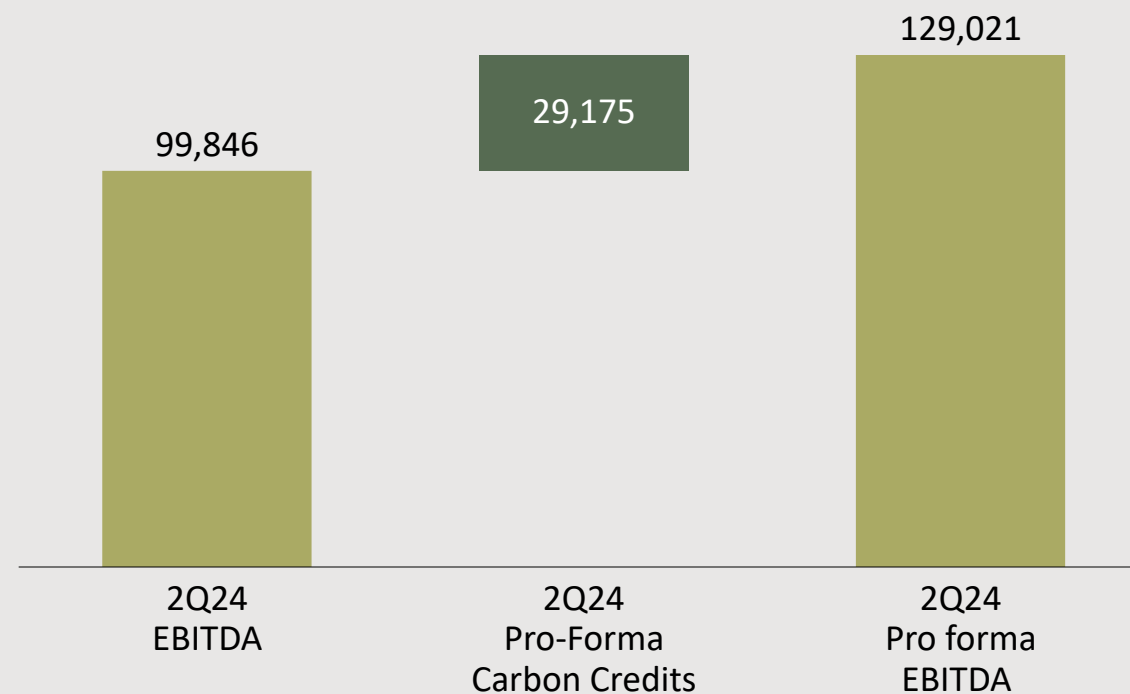
EBITDA

(R\$ mil)



EBITDA PRO-FORMA

(R\$ mil)



ANNUALIZED PRO-FORMA EBITDA: R\$516.1 MILLION

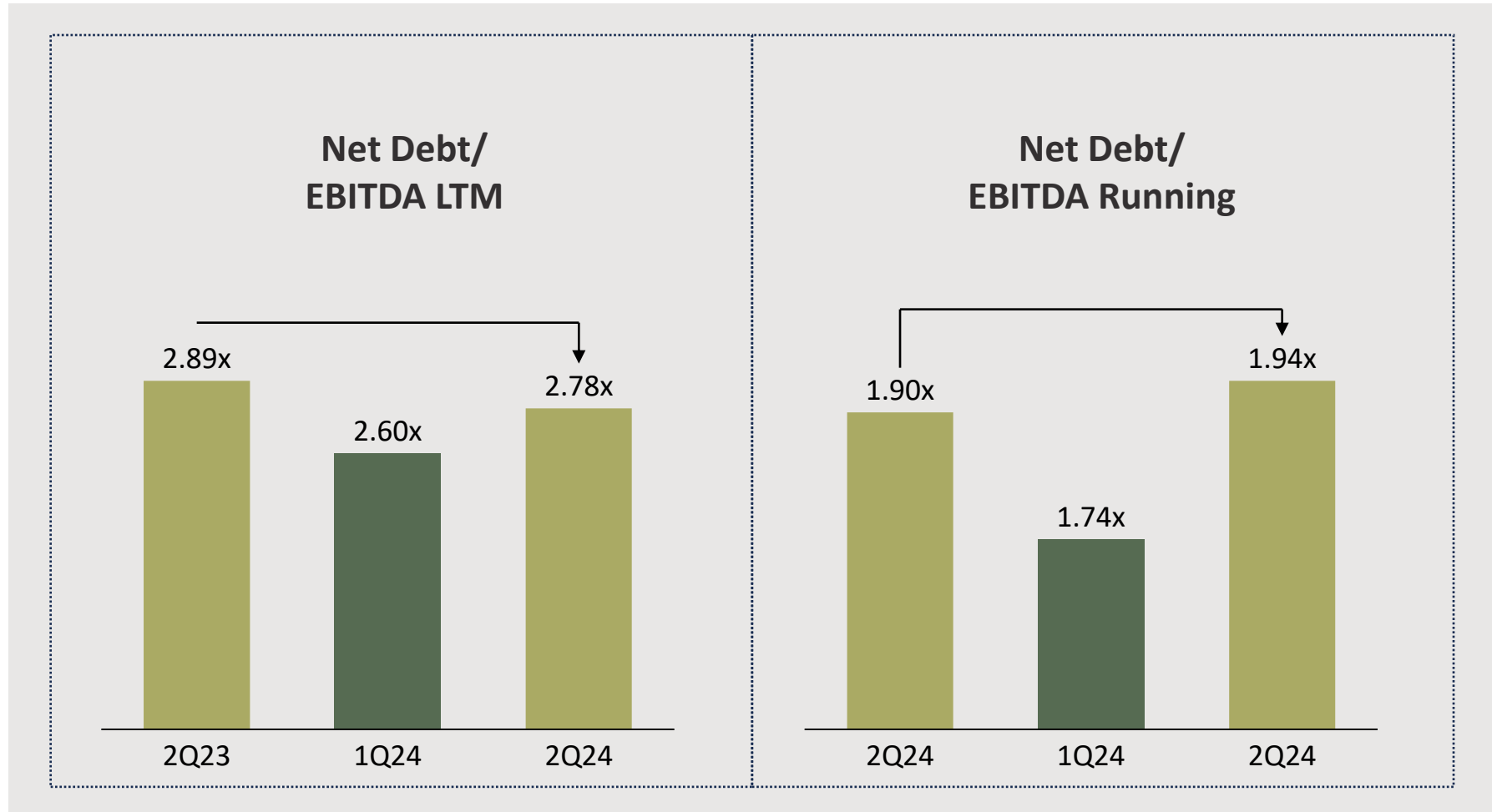
FINANCIAL HIGHLIGHTS 2Q24

CAPEX (R\$ thousand)	2Q24		Total
	Expansion	Maintenance	
Treatment and final waste disposal	26,904	19,393	46,297
Energy, biomethane, biogas and carbon credits	47,042	-	47,042
Waste Processing and WtE	40,732	-	40,732
TOTAL	114,679	19,393	134,072

- **Jaboatão Biomethane Plant:** R\$ 44.9 million
- **Barueri Energia Renovável (WtE):**R\$ 39.0 million
- **Treatment of Leachate and Biogas Plants:**R\$ 10.5 million

2Q24 FINANCIAL HIGHLIGHTS

Leverage // Capital Structure



(1) EBITDA for the last 12 months is considered

(2) Annualized Pro-forma EBITDA (i.e., Quarter EBITDA + Carbon Credits, calculated from the product of the volume generated and the price of recent transactions) is considered

AGENDA



1.

Highlights
of the
Period

2.

2Q24
Operational
Highlights

3.

2Q24
Financial
Highlights

4.

Perspectives
and Subsequent
Events

PERSPECTIVES



Maturing Current Landfill Projects



Execution of the Capex of the Growth Projects that will start relevant results from 2025 onwards



Monetization of biogas, biomethane and carbon credits



Strategic and Opportunistic Acquisitions



Strengthening the Regulatory and Socio-Environmental Agenda

ORIZON



Subsequent Events

INORGANIC GROWTH: EXPANSION TO 02 NEW BRAZILIAN STATES

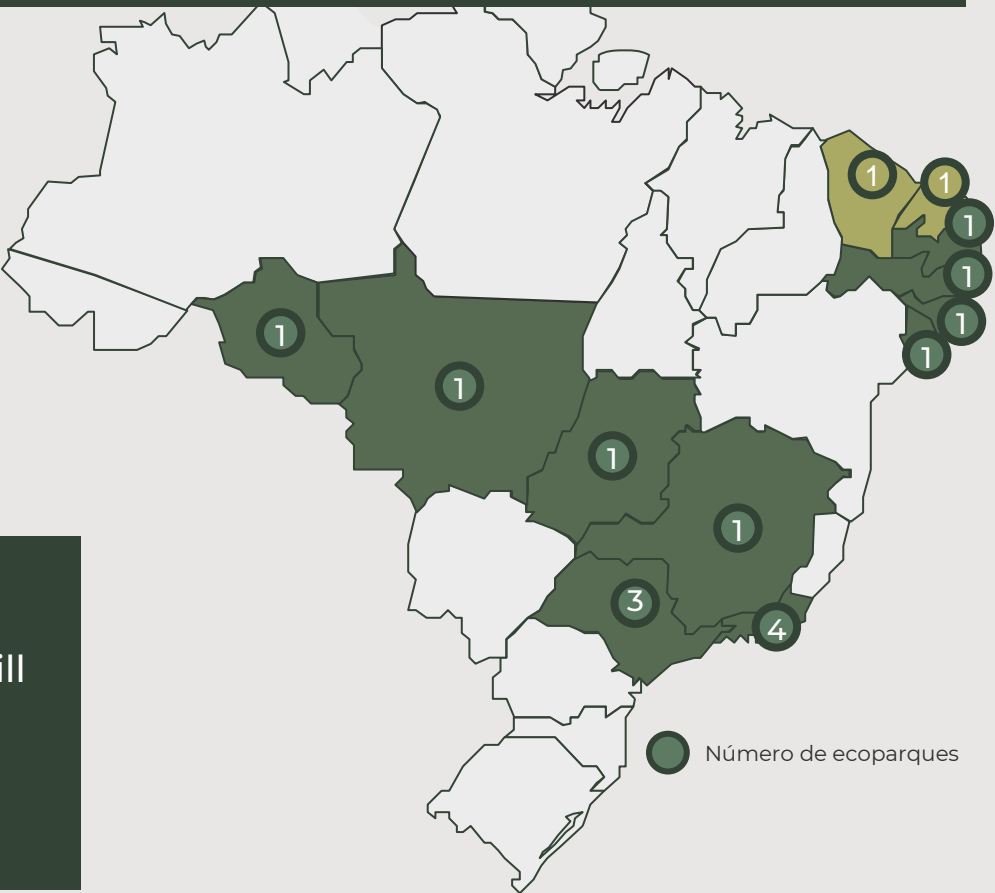
ACQUISITION OF 02 OPERATIONAL PROJECTS IN AREAS LACKING ADEQUATE FINAL WASTE DISPOSAL

- Landfill located in the municipality of **Rodolfo Fernandes, RN**
- **The only option** for the adequate final waste disposal in the region
- Total amount of up to **R\$ 10.2 million**, part of which is conditioned to the fulfillment of earn-out metrics by the seller.

POTENTIAL GENERATION OF
600 ton/dia
LIFEspan
+20 Years
ACQUIRED STAKE
51%

POTENTIAL GENERATION OF
1.200 ton/day

Conclusion of the landfill acquisition process in Juazeiro do Norte, CE



Subsequent Events

BIOMETHANE PURCHASE AGREEMENT



Contract with Edge Comercialização S.A., controlled by Compass Gás e Energia S.A..

Biomethane Volume: Minimum of 25 thousand Nm³/day

Term: 10 Years

Indexer: Adjusted by the IPCA

Variable compensation linked to specific metrics

HIGHLIGHTS

OFFER 1ST ISSUANCE OF DEBENTURES OF BARUERI ENERGIA RENOVÁVEL



BARUERI
ENERGIA
RENOVÁVEL

- 1st waste-to-energy project in Latin America
- Issuance Value: R\$395 million
- Time Frame: approx. 19 years
- Interest Rate: IPCA + 7.80% p.a.
- Rating S&P Global BrAA-
- Green bond certified by ERM Nint



CONTACT RI

+55 11 5103 5300

ri@orizonvr.com.br
www.ri.orizonvr.com.br

