

**RESULTS**

**2Q24**





## DISCLAIMER

This presentation may contain forward-looking statements referring to Sabesp's business outlook, operating and financial results estimates, and growth prospects.

These are only forecasts, and as such, they are exclusively based on Sabesp's management expectation regarding the future of the business and its continuous access to capital to finance the Company's business plan and does not constitute any investment recommendation or guarantee of performance.

These forward-looking statements largely depend on changes in market conditions, governmental rules, industry performance and the Brazilian economy, among other factors, in addition to risks presented in disclosed documents filed by Sabesp. Therefore, they are subject to changes without prior notice.



# ONE OF THE LARGEST WATER AND SEWAGE PROVIDERS IN THE WORLD



Main Brazilian company in the sanitation sector



Low operating risk



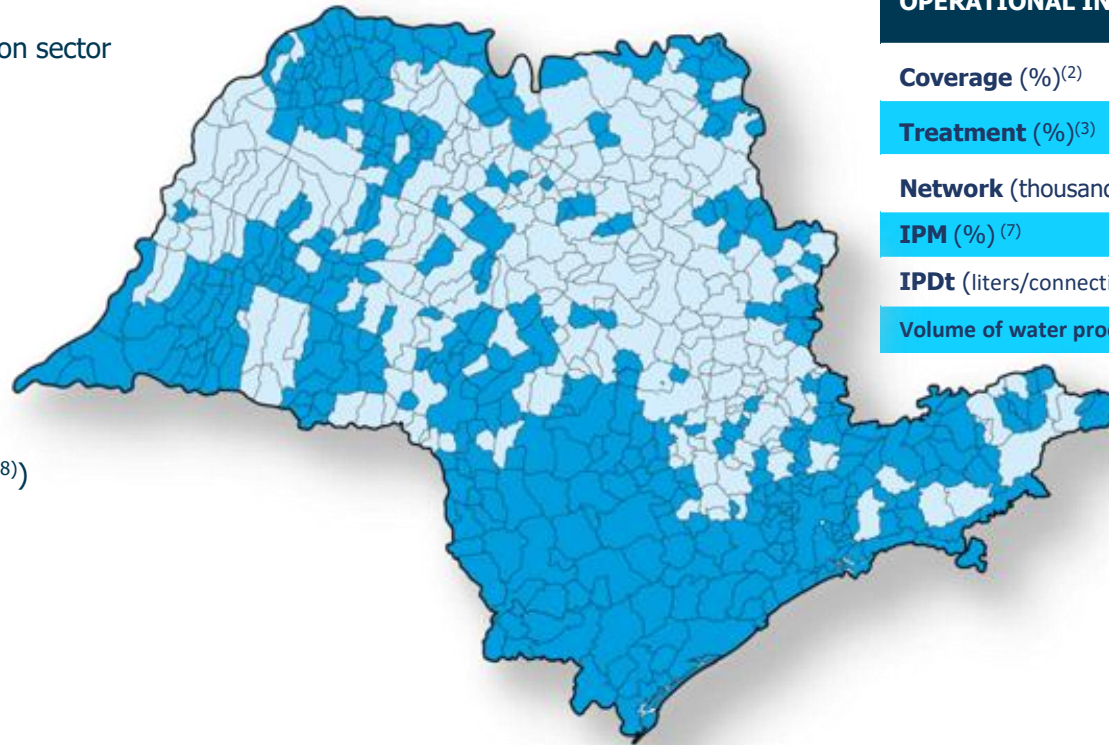
Natural monopoly



375 municipalities served  
(URAE-1 southeast + 4 municipalities<sup>(8)</sup>)



Number of employees: 10,158



OPERATIONAL INDICATORS <sup>(1)</sup>	WATER	SEWAGE
Coverage (%) <sup>(2)</sup>	98	93
Treatment (%) <sup>(3)</sup>	-	85%
Network (thousand km) <sup>(4)</sup>	93.5	63.9
IPM (%) <sup>(7)</sup>	29.2	-
IPDt (liters/connection x day)	262	-
Volume of water produced in the quarter <sup>(5)</sup>	770	-



**28.1 million** consumers  
supplied directly with water

**24.9 million** consumers  
Served directly with sewage collection

**0.6 million**  
of customers supplied wholesale<sup>(6)</sup>

(1) Does not include Olímpia

(2) Consider a variation margin of ± 2 p.p.

(3) Consumer units connected to the sewage treatment

(4) Water: includes water mains / Sewage - includes ocean outfall and trunk collectors (dec/23)

(5) In millions of m<sup>3</sup>

(6) Mogi das Cruzes and São Caetano do Sul

(7) Measured Water Loss

(8) Nova Guataporanga, Quintana, Miguelópolis and Olímpia



# CORPORATE GOVERNANCE

## New Bylaws

### Golden share

Voting rights limited to 30% of capital  
Poison Pill triggered from 30% of capital

## Investment Agreement

Lock-up of reference shareholder until Dec/29

## Board Composition

- Composition: 9 members
- 3 members appointed by SP State Gov.
- 3 members appointed by Equatorial
- 3 independent board members

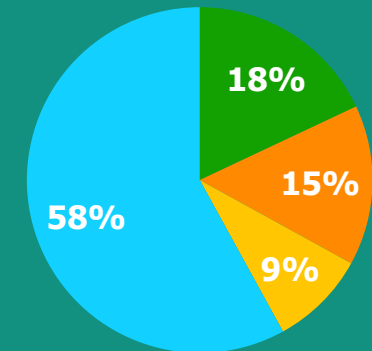
## New Dividend Policy aligned with Universalization objectives<sup>(2)</sup>

2024 - 2025	up to 25%
2026 - 2027	up to 50%
2028 - 2029	up to 75%
2030 onward	up to 100%

## Additional statutory committees

- Audit
- Eligibility and remuneration
- Related party transactions
- Sustainability and corporate responsibility

## Distribution of Shares<sup>(1)</sup>



- SP State Gov.
- Equatorial
- NYSE
- B3

# NEW STRUCTURE



**Customer**  
Unification of channels, provision of services and identification of opportunities



**Engineering and Innovation**  
Innovation and investments for universalization



**Operation and Maintenance**  
Integration and capture best practices



**People and Corporate Management**  
Change management, culture and transformation



**Regulation and New Business**  
Active involvement in regulatory issues and capital allocation



**Financial and Investor Relations**  
SSC – integration and review of processes



**CEO**  
ESG and Digital Transformation



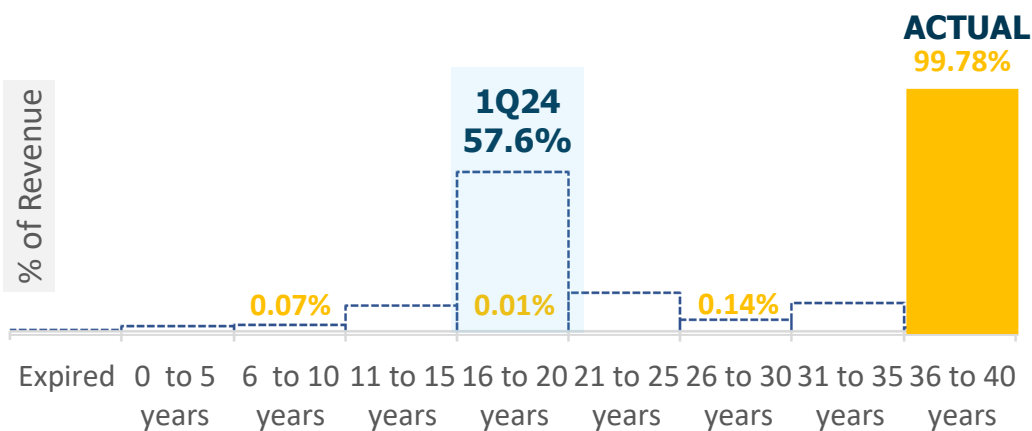
# BROAD COVERAGE OF MUNICIPALITIES

CONTRACTUAL BASE	# Municipalities	% Revenue
Expired Contracts	-	0.00
Maturity 0 to 10 years	2	0.07
Maturity 11to 20 years	1	0.01
Maturity 21 to 30 years	1	0.14
Maturity 31 to 40 years	371	99.78
<b>Total</b>	<b>375</b>	<b>100.0</b>

## TOP 10 MUNICIPALITIES

**URAE 1**

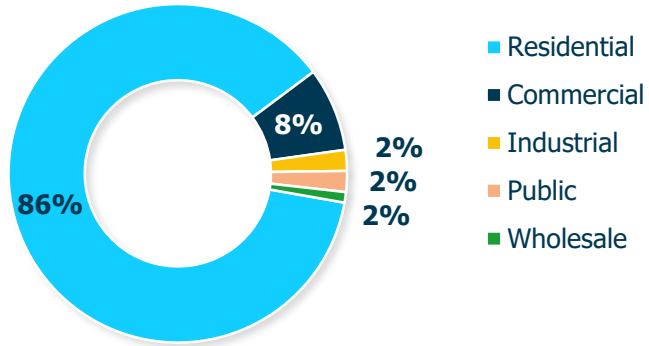
Municipalities	% of Total Revenues 2Q24
São Paulo	44.4
Guarulhos	4.3
São Bernardo do Campo	2.9
Santo André	2.6
Osasco	2.2
Santos	2.0
São José dos Campos	1.9
Barueri	1.5
Praia Grande	1.3
Diadema	1.3
<b>Total 10+</b>	<b>64.5</b>



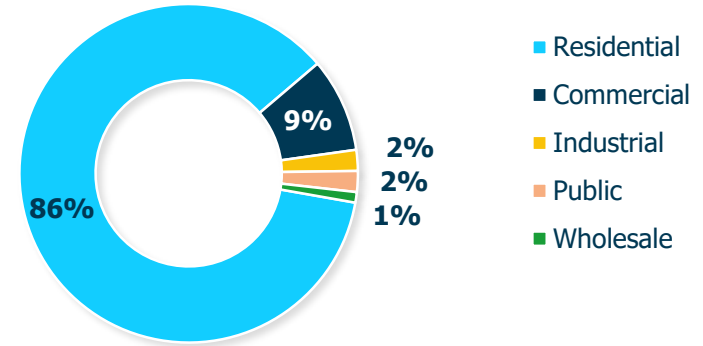
Dashed graph represents 1Q24, before the new contract.

# DIVERSIFIED CONSUMER BASE

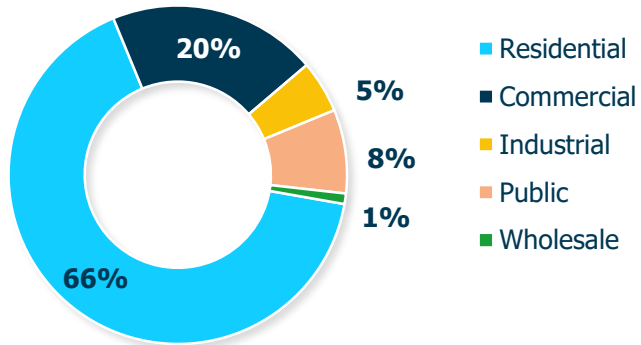
## WATER BILLED VOLUME



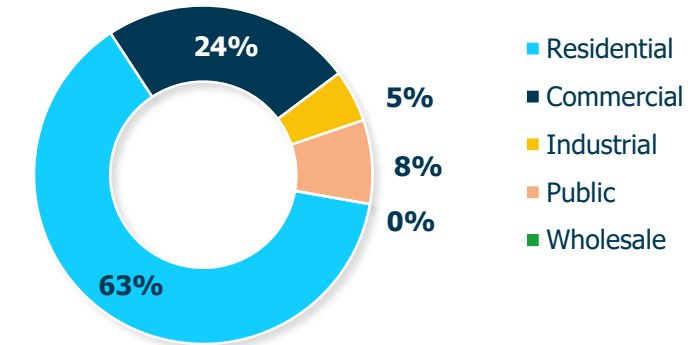
## SEWAGE BILLED VOLUME



## WATER REVENUE\*



## SEWAGE REVENUE\*



# REGULATORY FRAMEWORK

## Goals for Universalization 2033


99%  
of population  
with **water**

90%  
of population  
with **sewage**



### National Water and Sanitation Agency (ANA)

- ◆ Indemnification of assets
- ◆ Standardization of contracts
- ◆ Risk Matrix
- ◆ Coverage Targets
- ◆ Regulatory accounting
- ◆ Quality and efficiency



### Economic-Financial Capacity

(Federal Decree 10,710/2021)  
Confirmed on March, 28, 2022



### Regionalization

(State Law 17,383/2021)

- ◆ Four URAEs (Regional Unit for Drinking Water Supply and Sewage Services) established in the State of São Paulo
- ◆ URAE 1 - Southeast is composed of 371 municipalities served by Sabesp



### Adhesion of Municipalities to the URAEs

(State Decree 66,289/2021;  
State Decree 67,880/2023)

- ◆ Interfederal governance
- ◆ Formation of an Executive Committee



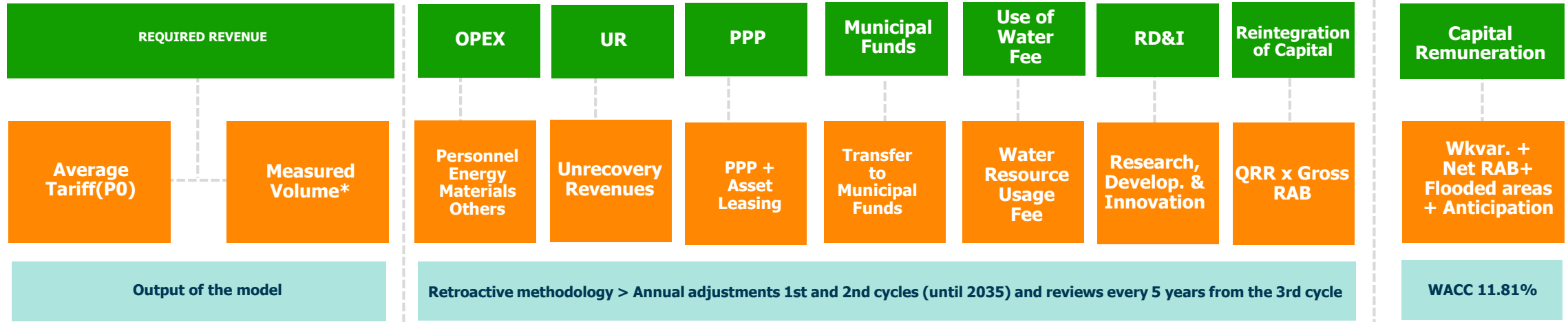
### URAE-1 Southeast

- ◆ The documents are available at:  
<https://semil.sp.gov.br/desestatizacaosaesp>



# TARIFF REVIEW

## METHODOLOGY OF TARIFF REVIEW



ORDINARY TARIFF REVISION (OTR)	1 <sup>ST</sup> OTR	2 <sup>ND</sup> OTR	3 <sup>RD</sup> OTR	1 <sup>o</sup> CYCLE
	April/2013 – April/2017	April/2017 – April/2021	April/2021 – April/2025	July/2024 – December/2025
Net Regulatory Asset Base – Net RAB (R\$ billion)	26.7	39.0	55.9	78.7*
WACC after tax (%)	8.06	8.11	8.10	7.86
WACC before tax (%)				11.81

New Contract

\* Prices as of Dec/2023

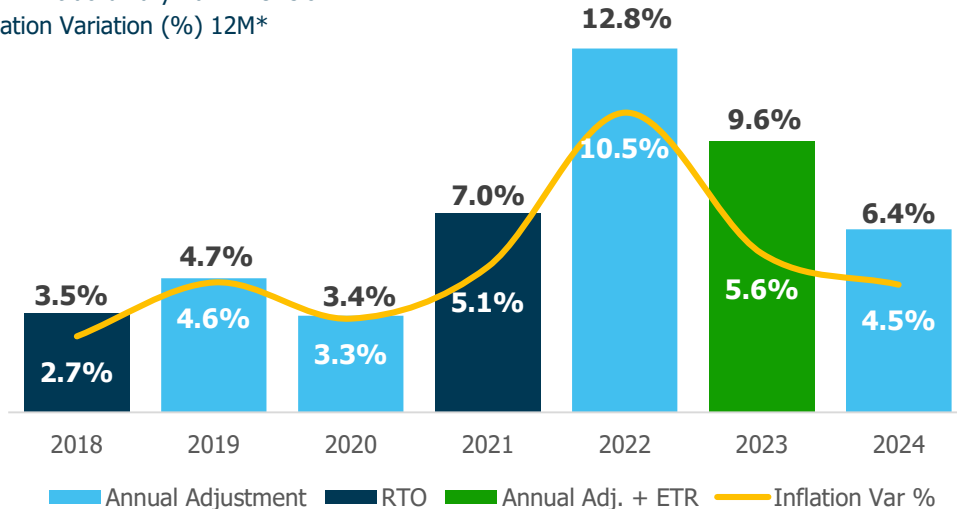


# TARIFF READJUSTMENTS AND REVISIONS

## READJUSTMENTS AND REVISIONS INDEXES

✓ IPCA Index – Between the readjustment/revision periods

OTR - Ordinary Tariff Revision  
 ETR - Extraordinary Tariff Revision  
 Inflation Variation (%) 12M\*



## TARIFF CYCLE 2021-2024

### P0 and Balancing Tariff

P0 (maximum average price): R\$ 6.34

IRepT (Tariff Repositioning Index): -4.2%

### Application Tariff\*\*

- 10% - Customers in the vulnerable category
- 1% - Customers in the normal residential category
- 0.5% - Customers in other categories

Effective from July 23, 2024

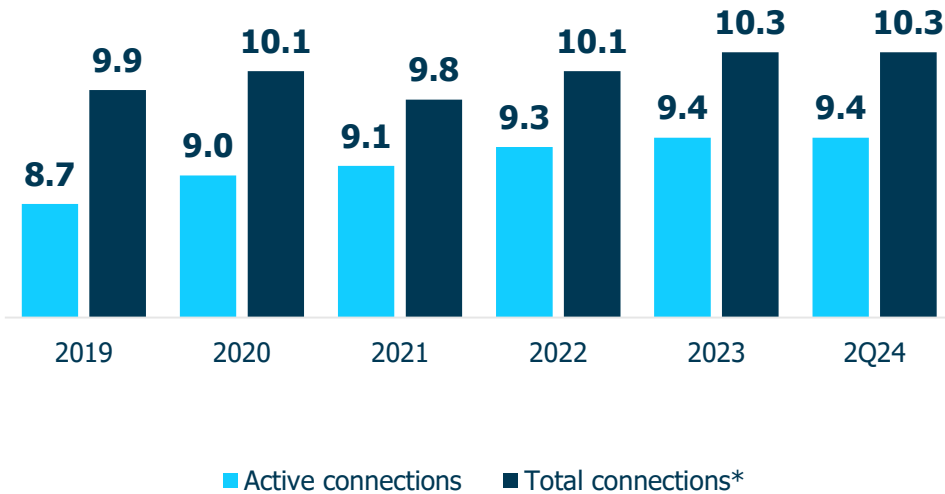
## ANNUAL TARIFF ADJUSTMENT FORMULA

$$\text{IRT} = \left( \frac{\text{Revenue } t}{\text{Revenue } t-1} \right) + \text{Inflation (IPCA)} - \text{X Factor} + \text{Quality Factor} - \text{U Factor}$$

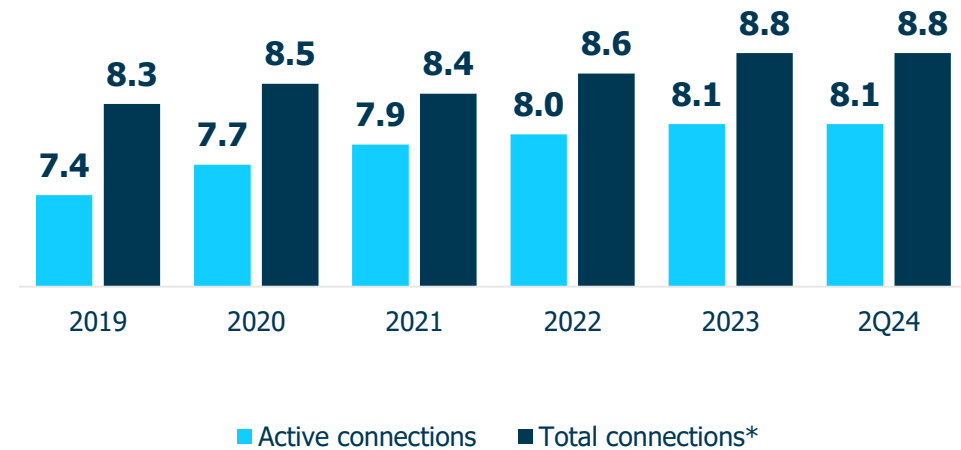


# WATER AND SEWAGE OPERATIONS

## WATER CONNECTION EVOLUTION (million)



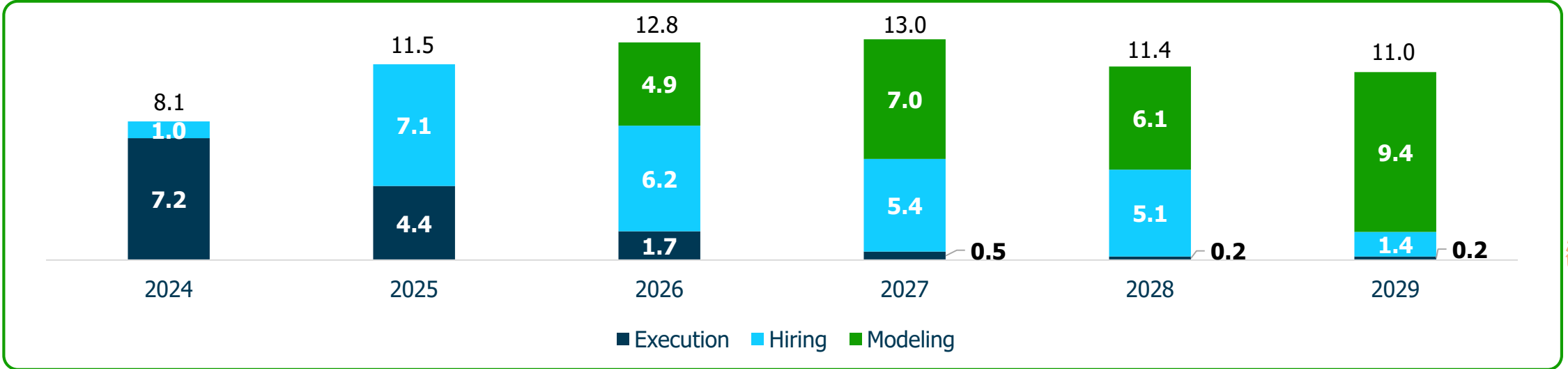
## SEWAGE CONNECTION EVOLUTION (million)





# CAPEX (R\$ million)

**INVESTMENTS** contemplate new contract (in R\$ billion\*)

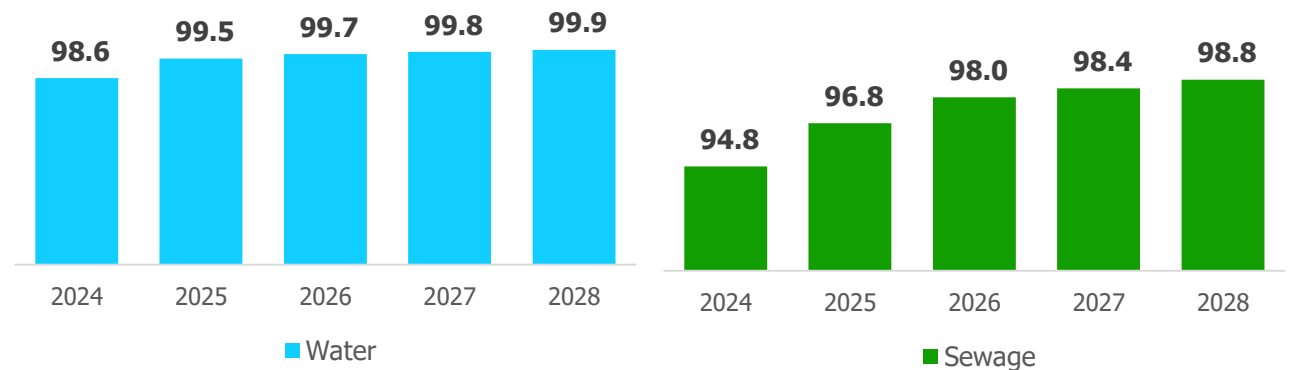


\*Predicted financial values at current prices. Financial values projected at current prices. Values contemplate new post-privatization contract.

## MAIN PROGRAMS

- Integra Tietê Program
- Universalization
- Water Resilience
- Program for Water Loss Reduction

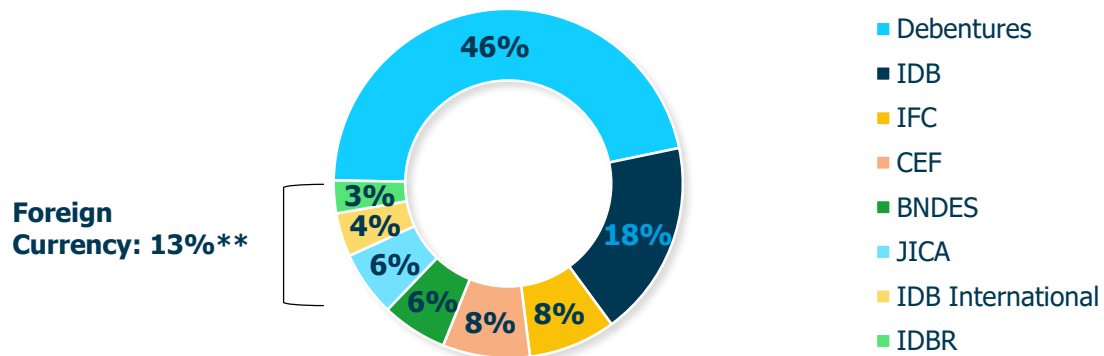
## Coverage Index(%)



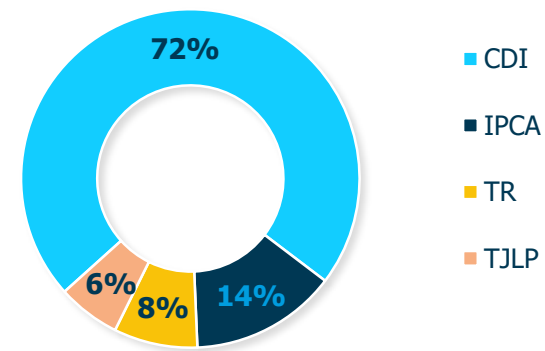


# LONG TERM AND LOW COST FUNDING

### TOTAL DEBT BREAKDOWN\*

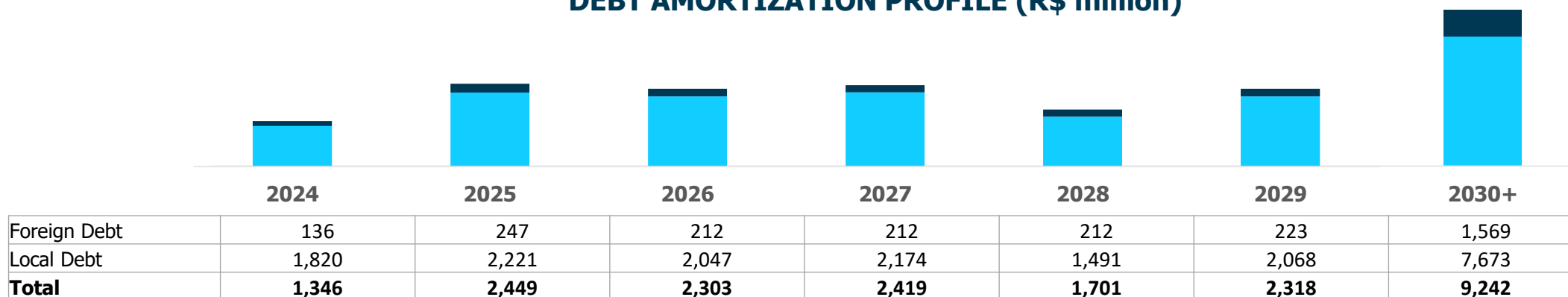


### DEBT BY INDEXER\*



Weighted nominal rate\*\*\*: 10.9% p.a.

### DEBT AMORTIZATION PROFILE (R\$ million)



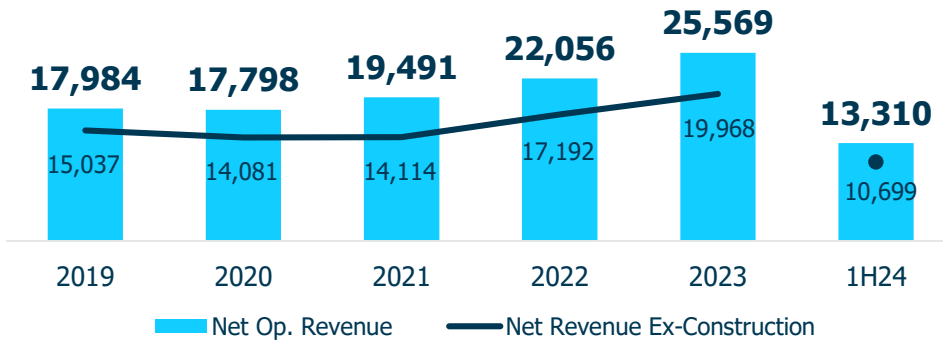
\*It includes interest and leases  
 \*\*Debt hedged since April 2024  
 \*\*\*Company estimate



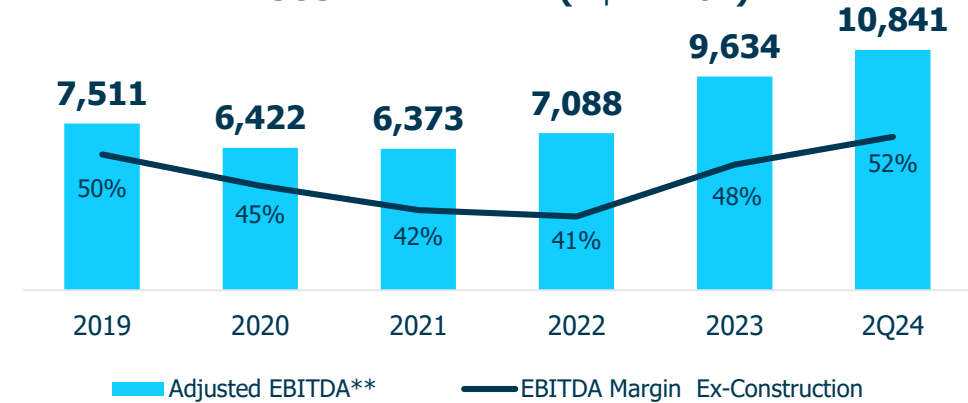


# CONSISTENT PERFORMANCE

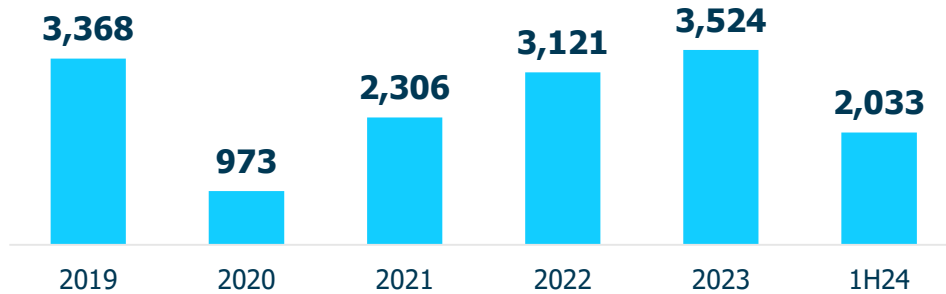
### NET REVENUE (R\$ million)



### ADJUSTED EBITDA\* (R\$ million)



### NET INCOME (R\$ million)



	2019	2020	2021	2022	2023
Dividend (R\$)	1.4	0.4	0.9	1.3	1.4
Pay out (%)	27.9	27.9	27.9	27.9	27.9
Shares* (R\$ million)	683.5	683.5	683.5	683.5	683.5

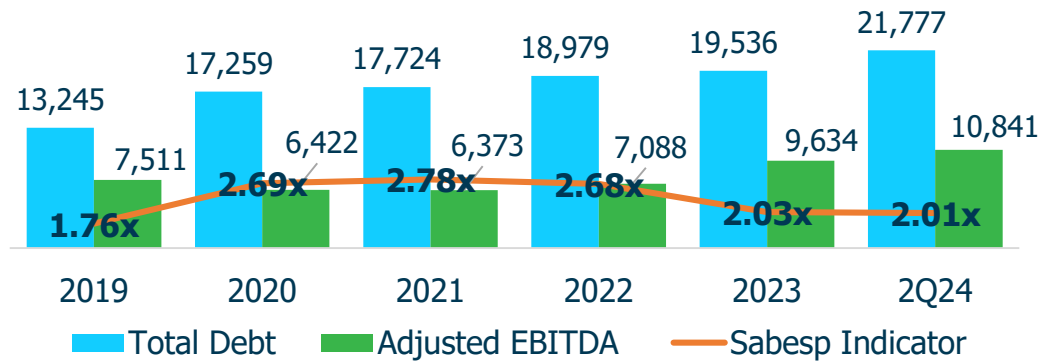
\*Adjusted EBITDA (without PDI and AAPS) / Adjusted EBITDA Margin without PDI and AAPS on Net Revenue without Construction – LTM



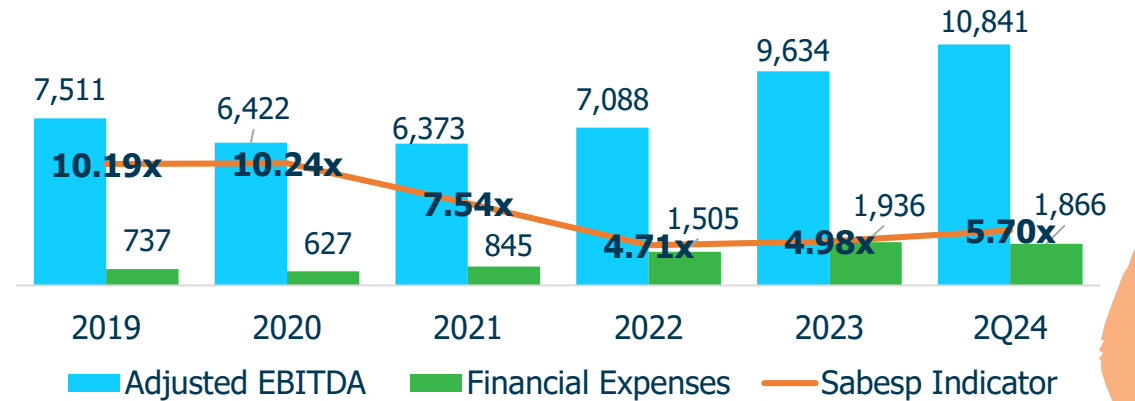


# LEVERAGE (R\$ million)

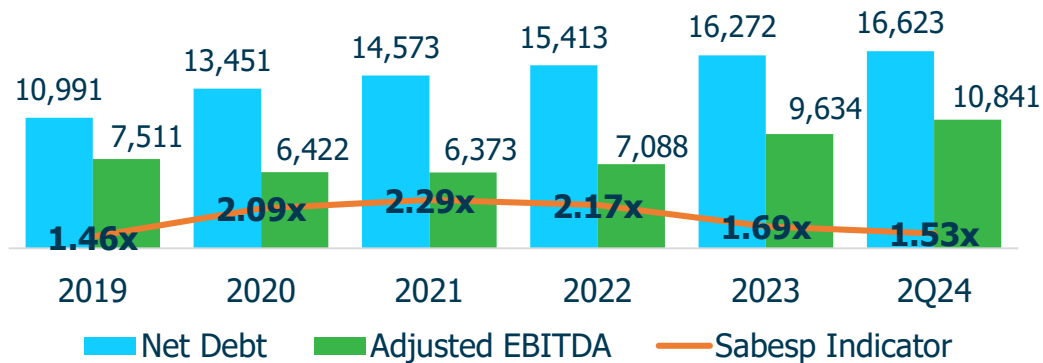
**TOTAL DEBT / ADJUSTED EBITDA\***  
(million)



**ADJUSTED EBITDA / FINANCIAL EXPENSES\*\***  
(million)



**NET DEBT / ADJUSTED EBITDA\***  
(million)



## RATINGS

Agências	National Scale	Global Scale
Standard & Poors	brAAA	BB
Fitch Rating	AAA (bra)	BB+
Moody's Latam	AAA.br	

- \*Adjusted EBITDA without PDI and AAPS – LTM
- \*\* Financial Expenses paid - LTM / Calculated in accordance with CPCs/IFRS
- Indicator Sabesp includes AAPS



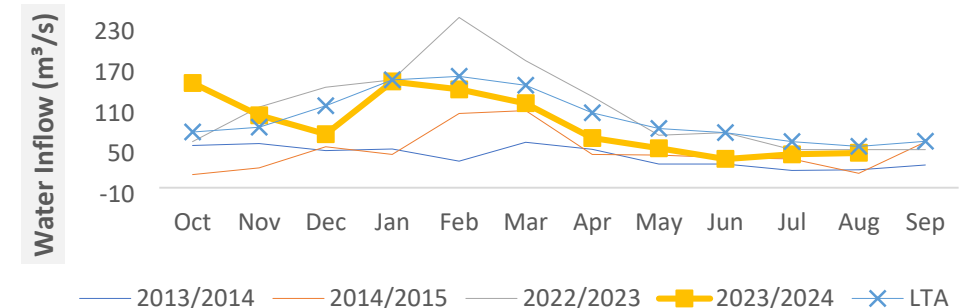
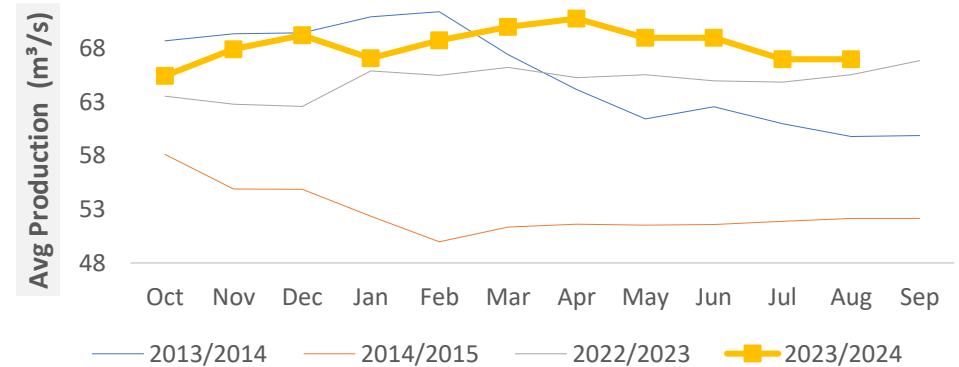
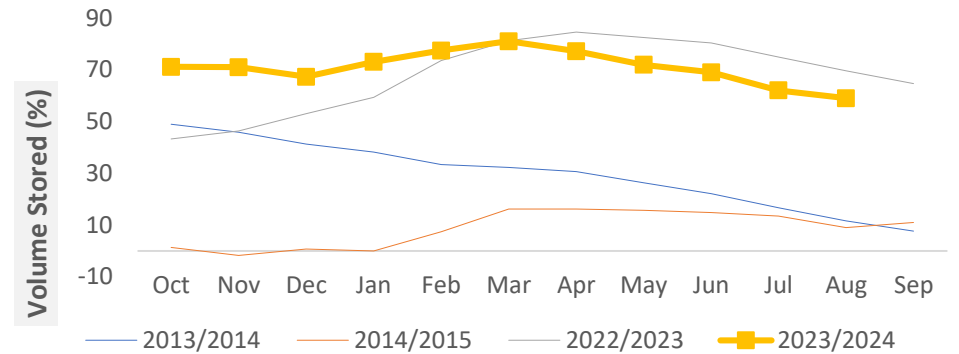
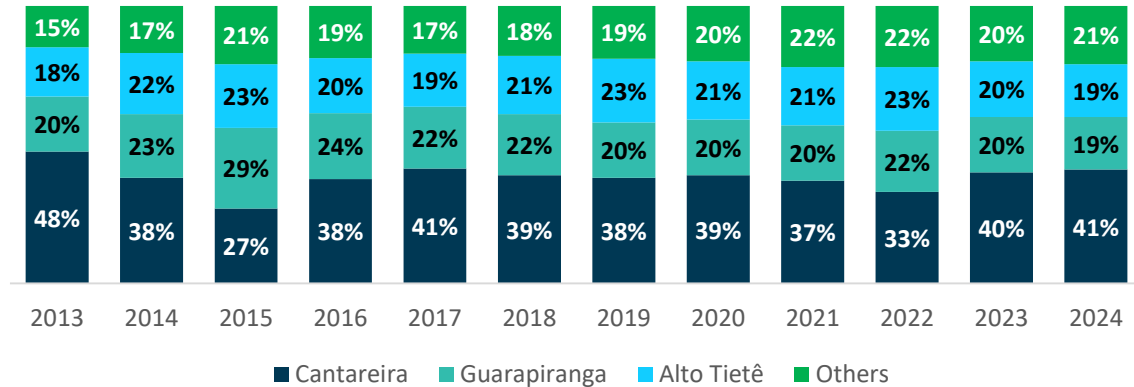


# SPMR – WATER SITUATION (08/16/2024)

## WATER SECURITY AFTER 2014/2015 CRISIS

	2013	ACTUAL
Reservoirs (Water Rights) (m <sup>3</sup> /s)	68.9	80.7
Maximum storage capacity (hm <sup>3</sup> )	1,816	1,945
Transfer between reservoirs (m <sup>3</sup> /s)	10.2	26.8

## PRODUCTION SYSTEMS – AVERAGE PRODUCTION (m<sup>3</sup>/s)



## **INVESTOR RELATIONS**

Phone +55 (11) 3388-8793 / 9267

E-mail: [sabesp.ri@sabesp.com.br](mailto:sabesp.ri@sabesp.com.br)



[www.ri.sabesp.com.br](http://www.ri.sabesp.com.br)

