

4Q24 and 2024 EARNINGS RELEASE

FEBRUARY 27, 2025



MYPK
B3 LISTED NM

ISE B3

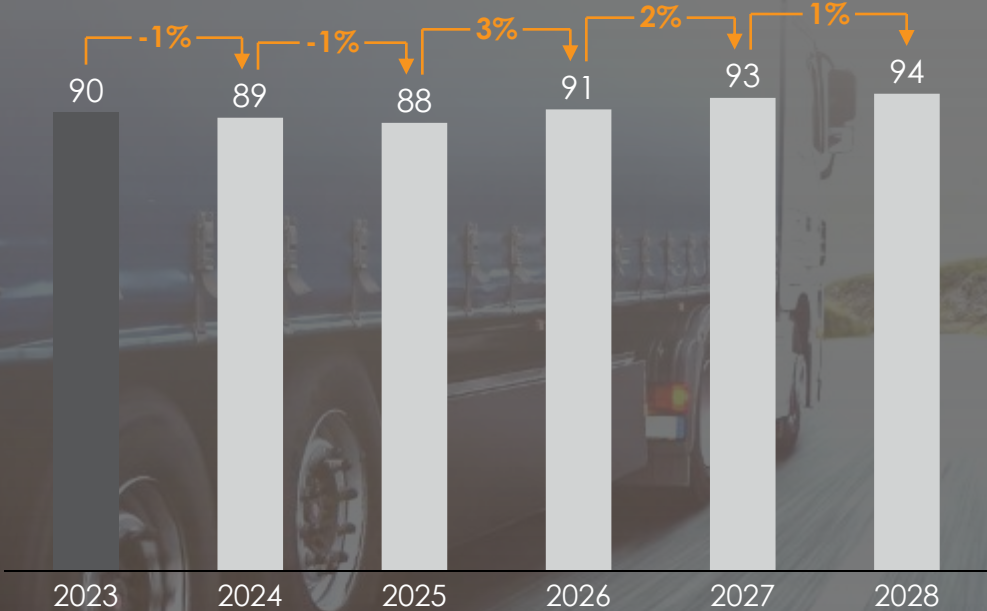
IDIVERSA B3

ICO2 B3

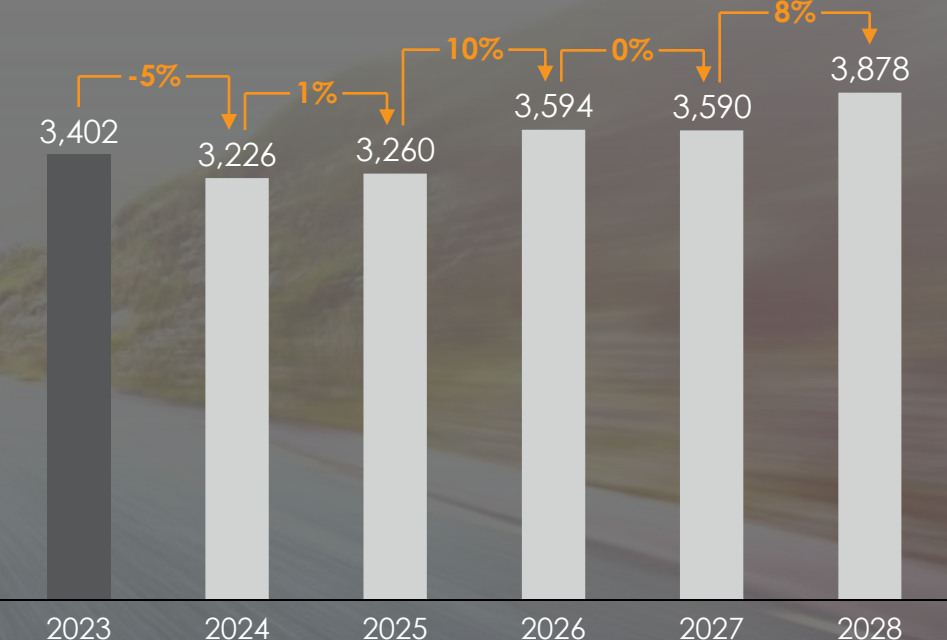
ADR: IOCJY

Market - Global Vehicle Production

Light Vehicles¹ -
Millions Units



Commercial Vehicles²
Thousands Units



Global production ex-China - var.

-3% -1% +2% +2% +1%

-6% -1% +11% -4% +9%

Source: ¹S&P Global - February 2025
²Global Data 4Q24

Main Highlights of 4Q24 and 2024



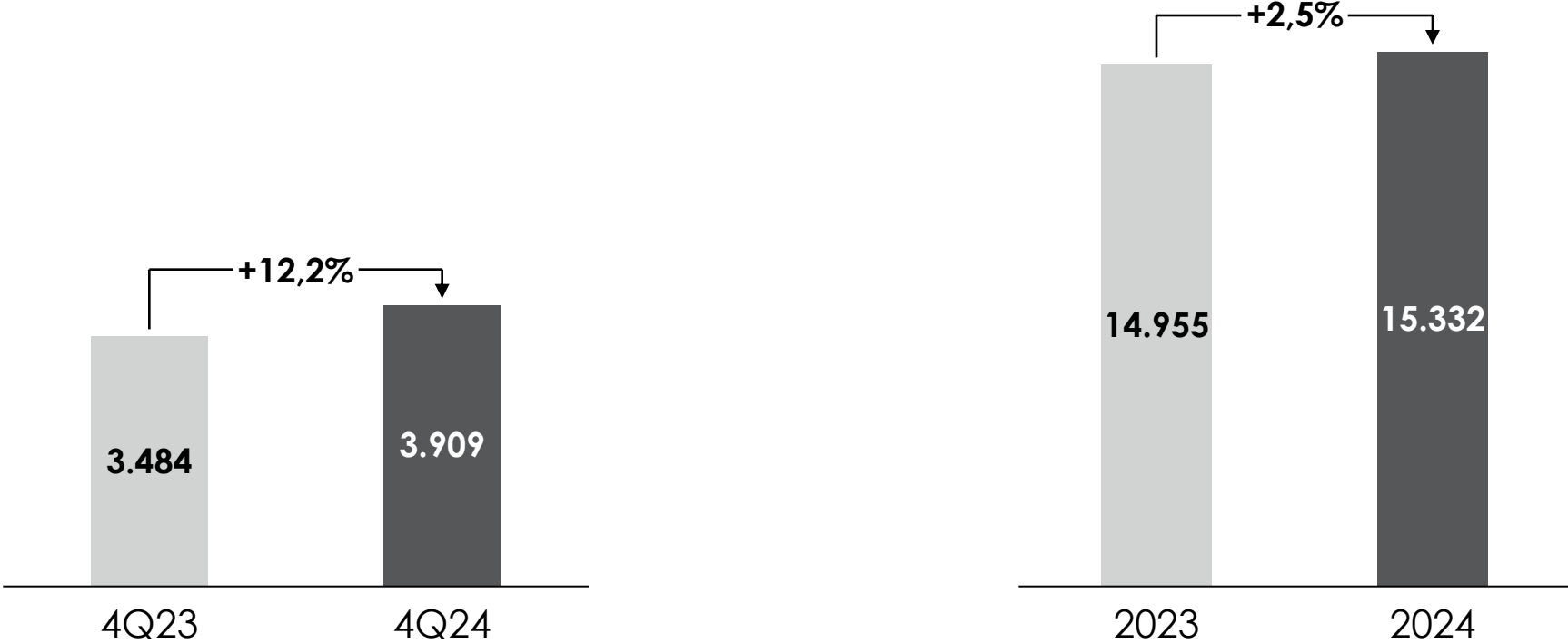
Net Revenue	R\$ 3.90 bi in 4Q24, growth of 12.2% ¹ R\$ 15.3 bi in 2024, an increase of 2.5% ¹
Gross Profit	R\$ 483.0 mi , with a gross margin of 12.4% in 4Q24, an increase of 27.0% and 1.5 p.p. ¹ R\$ 1.8 bi , with a gross margin of 11.9% in 2024, an increase of 20.8% and 1.8 p.p. ¹
Recurring² EBITDA	+ 33.1% in 4Q24 with a margin of 9.9% , an increase of 1.6 p.p. ¹ + 26.3% in 2024 with a margin of 10.2% , an increase of 1.9 p.p. ¹
Net Income	R\$ 68.4 mi in 4Q24 R\$ 264.7 mi in 2024
Leverage	2.39x in 4Q24, compared to 2.93x in 4Q23 and 2.59x in 3Q24
Dividends	Distribution of R\$ 99.3 mi for 2024, of which R\$ 70.2 million in interest on capital and R\$ 29.1 million in dividends

¹Compared to the same period last year

²Excluding non-recurring effects in both periods (slide 12)

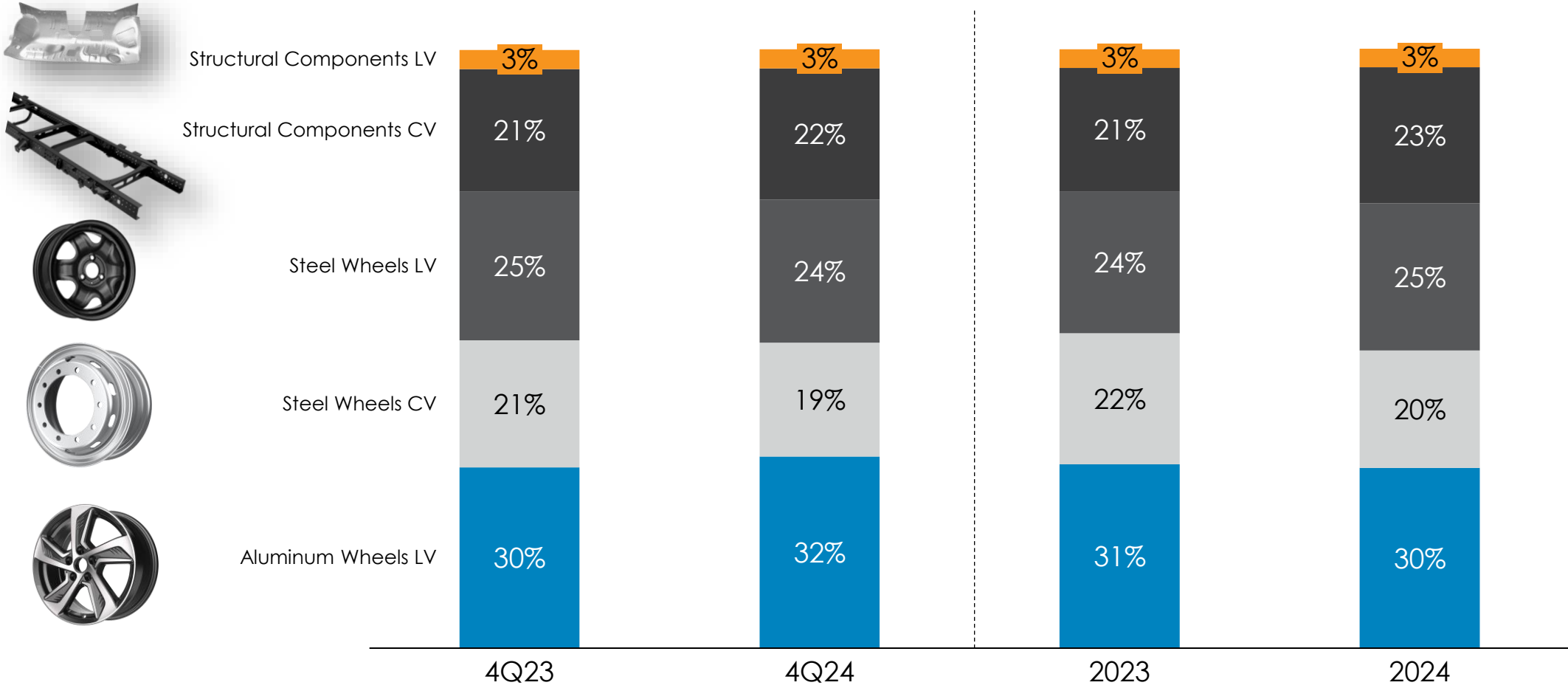
³Net debt/EBITDA for the last 12 months

Consolidated Operating Revenue - R\$ million



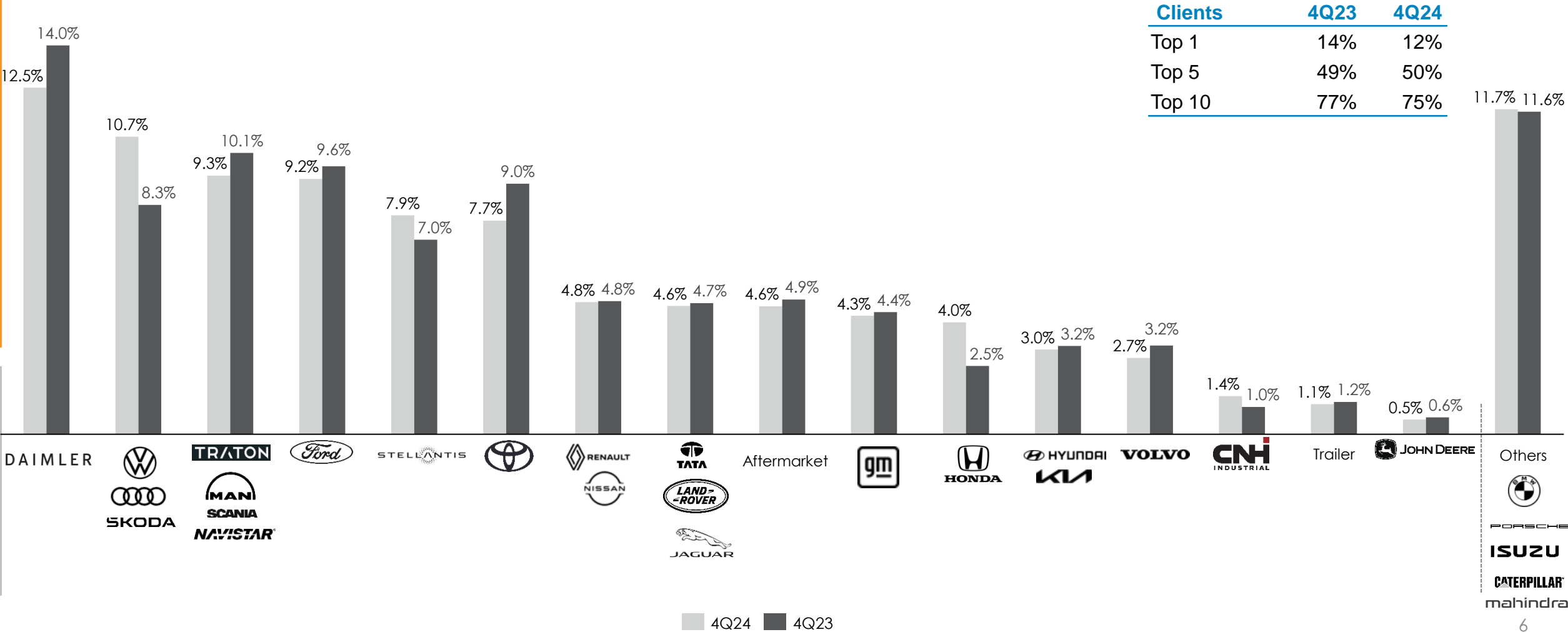
- Positive exchange rate variation of R\$404.4 million in 4Q24 and R\$744.8 million in 2024

Revenue by product



VL: light vehicles
VC: commercial vehicles

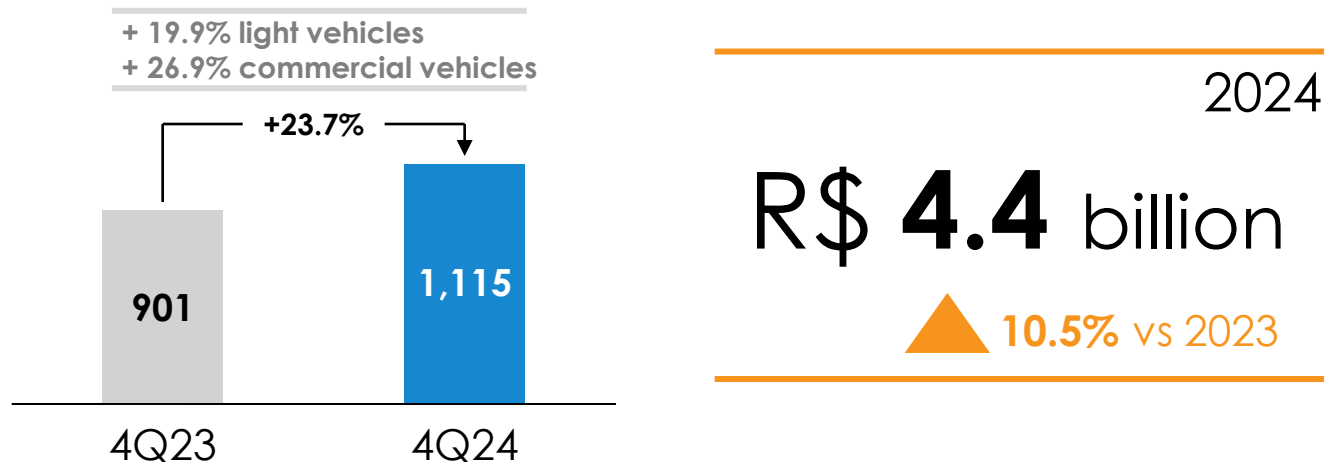
Revenue by customer



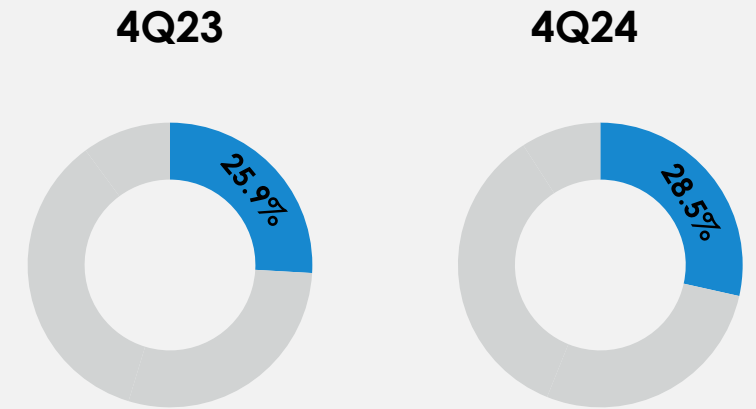
Clients	4Q23	4Q24
Top 1	14%	12%
Top 5	49%	50%
Top 10	77%	75%

Operational Performance - South America

Net Operating Revenue - R\$ million



Share of consolidated Net Operating Revenue - (%)



Brazil Market performance¹ - vehicles produced (thousand)

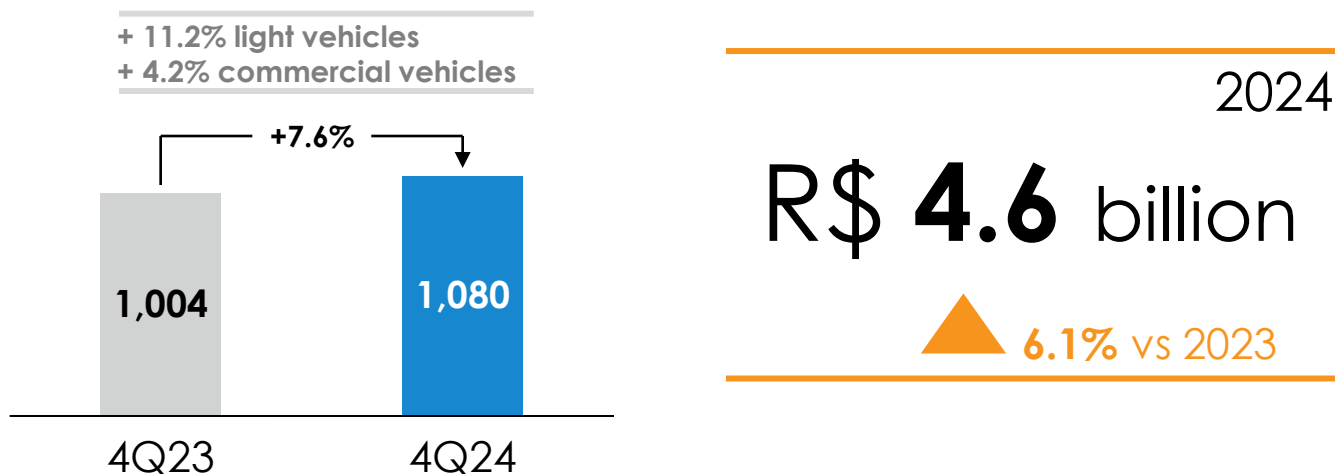
	4Q23	4Q24	Var.
Light vehicles	540	630	16,7%
Commercial vehicles	30	45	48,6%

- Strong growth in production in the light and commercial vehicle segments

¹ Source: ANFAVEA and company estimates.

Operational Performance - North America

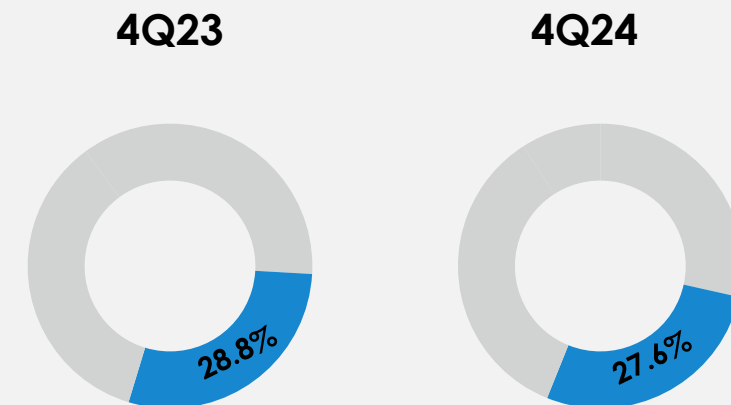
Net Operating Revenue - R\$ million



Market performance¹ - vehicles produced (thousand)

	4Q23	4Q24	Var.
Light vehicles	3.762	3.610	-4,1%
Commercial vehicles	154	130	-15,6%

Share of consolidated Net Operating Revenue - (%)

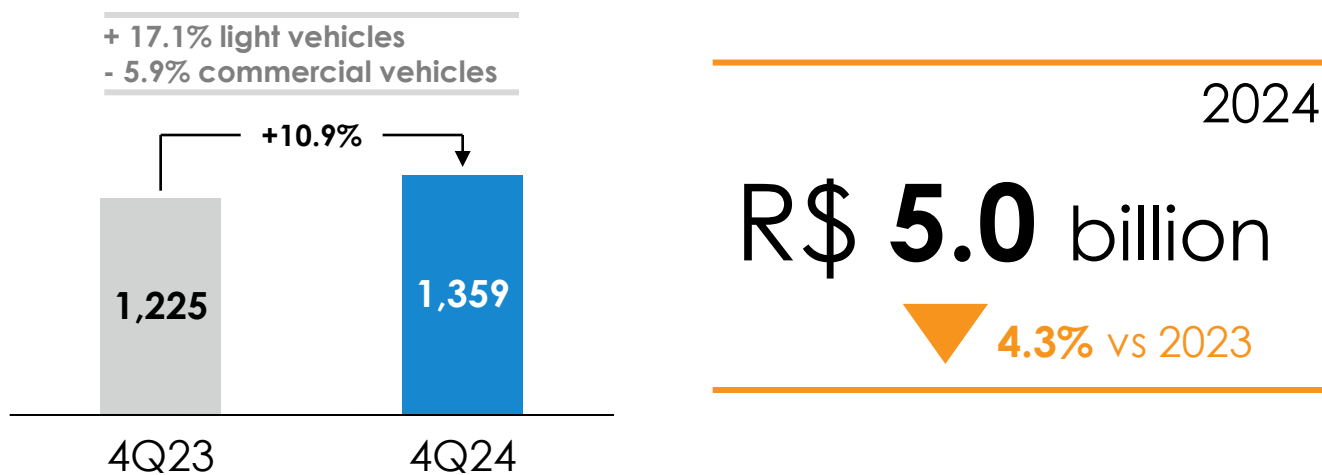


- Increased production of structural components for commercial vehicles
- Positive exchange rate variation (R\$157.3 million)

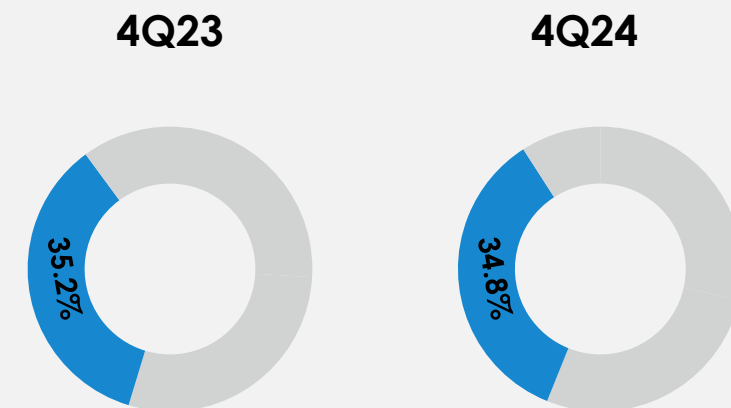
¹ Source: S&P Global light vehicles, Global Data commercial vehicles and company estimates.

Operational Performance - Europe

Net Operating Revenue - R\$ million



Share of consolidated Net Operating Revenue - (%)



Market performance¹ - vehicles produced (thousand)

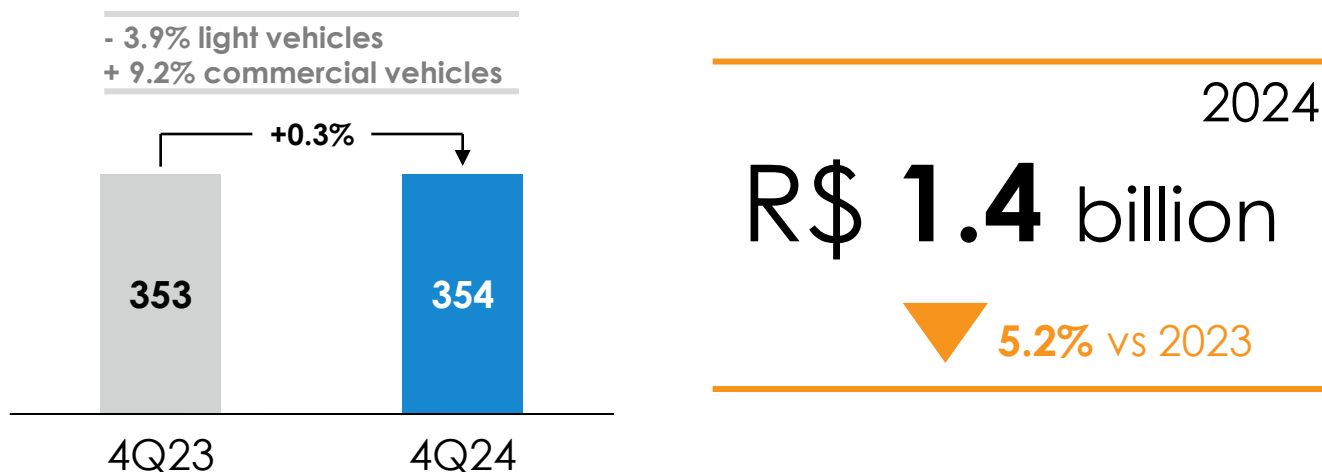
	4Q23	4Q24	Var.
Light vehicles	4.284	3.878	-9,5%
Commercial vehicles	155	110	-29,3%

- Decrease in production volume in the region, mainly in the commercial vehicle segment
- Positive exchange rate variation (R\$ 193.0 million)

¹ Source: S&P Global light vehicles, Global Data commercial vehicles and company estimates.

Operational Performance - Asia + others²

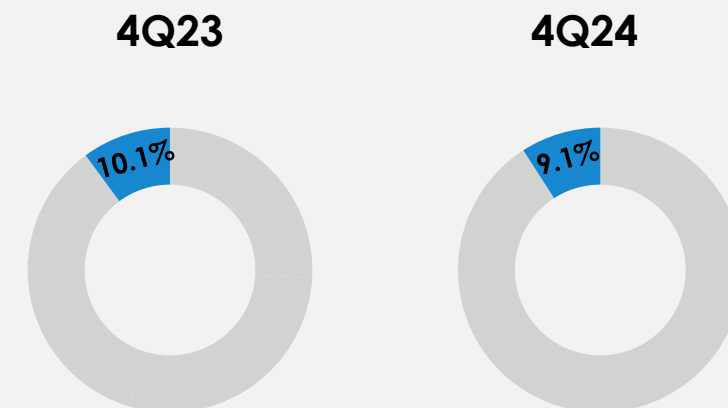
Net Operating Revenue - R\$ million



Market performance¹ - vehicles produced (thousand)

	4Q23	4Q24	Var.
India - VL	1.292	1.336	3,4%
India - VC	118	100	-15,8%
Thailand - VL	443	335	-24,4%
South Africa - VL	143	133	-6,8%

Share of consolidated Net Operating Revenue - (%)



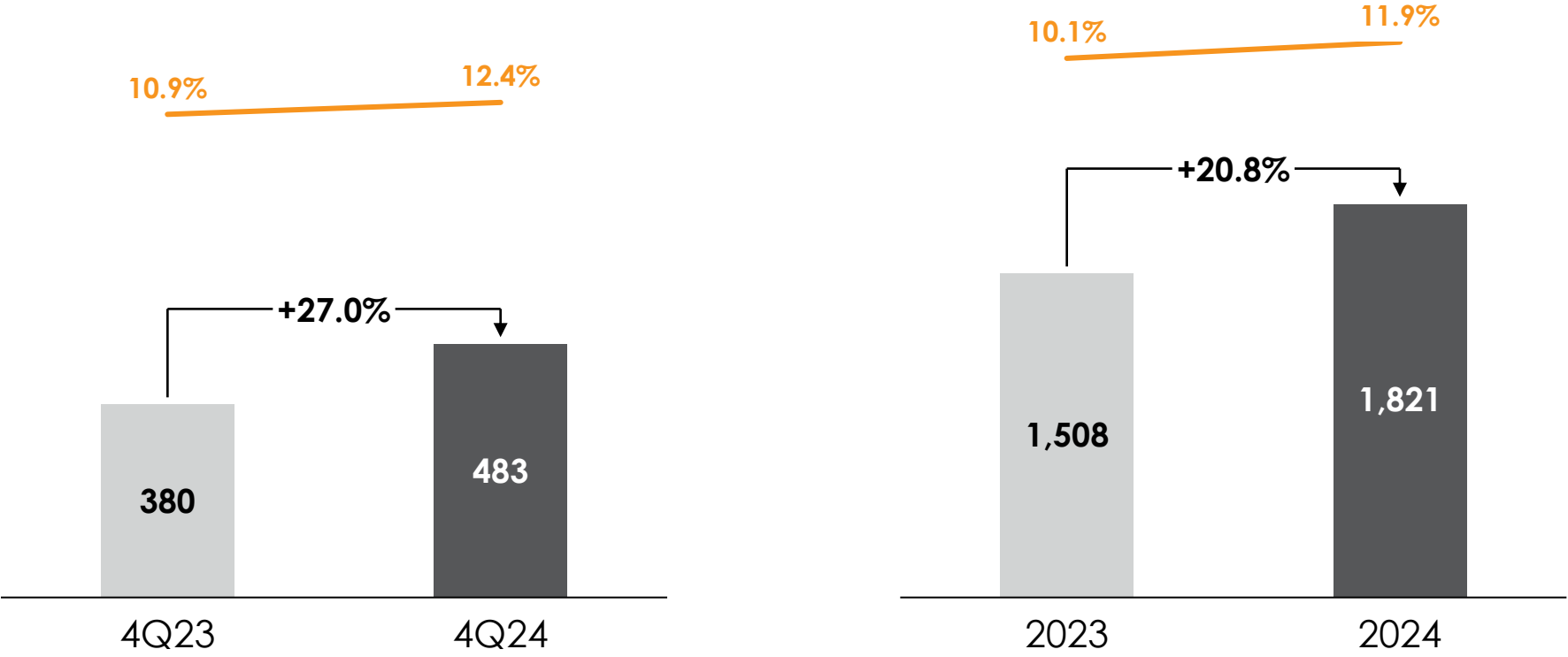
- Reduction in the volume of aluminum wheels for light vehicles in South Africa and Thailand
- Increase in the volume of steel wheels in India
- Positive exchange rate variation (R\$ 54.2 million)

¹ Source: S&P Global light vehicles, Global Data commercial vehicles and Company estimates

² Considers plants in Asia + South Africa

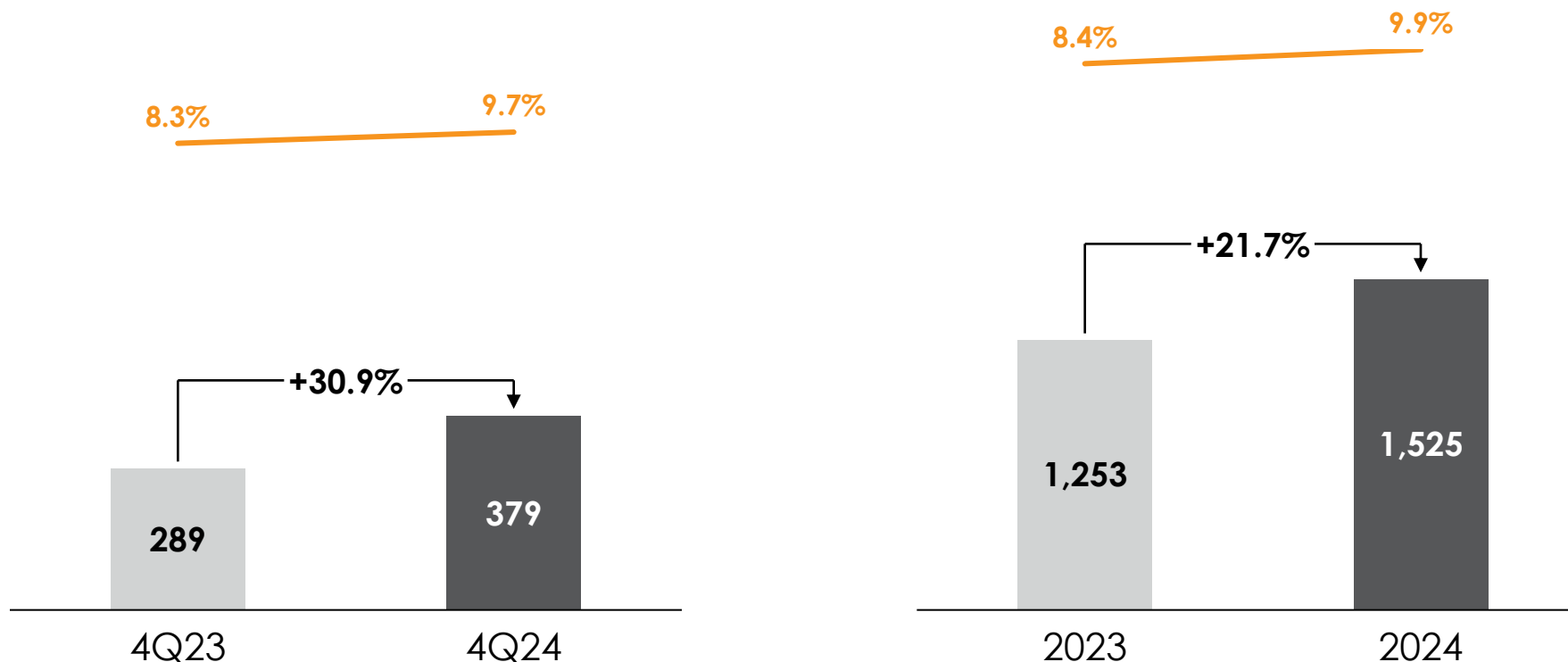
VL: light vehicles
VC: commercial vehicles

Gross Profit (R\$ million) and Gross Margin (%)



- Gross margin growth of 1.5 p.p. in 4Q24 and 1.8 p.p. in 2024

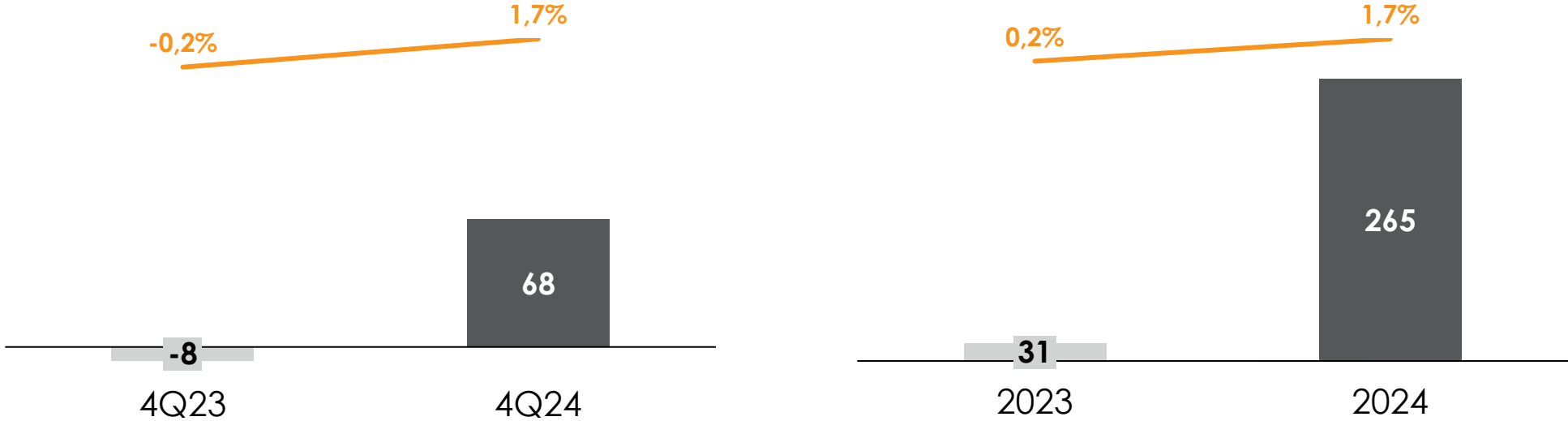
EBITDA (R\$ million) and EBITDA Margin (%)



- Growth of 1.6 p.p. in the recurring EBITDA margin in 4Q24 and 1.9 p.p. in 2024

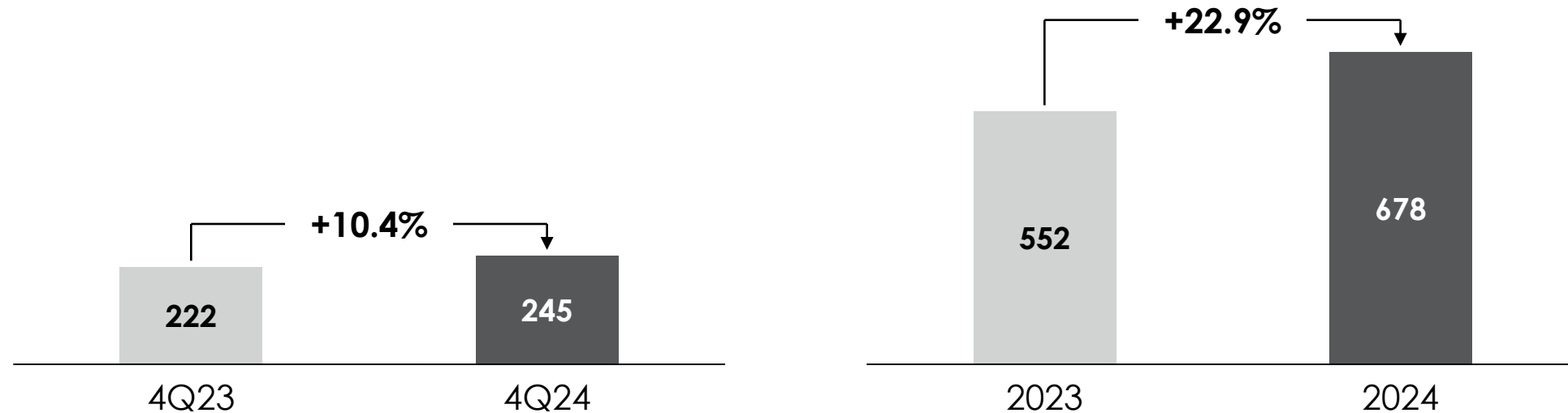
Adjusted EBITDA Conciliation	4Q23	4Q24	2023	2024
EBITDA	289,3	378,3	1.252,9	1.524,0
Excl. of ICMS from PIS/Cofins (-)	-	-	15,0	-
Insurance reimbursement (-)	-	-	17,5	3,6
Restructuring Expenses (+)	0,4	6,9	14,4	20,2
Put Option - Subsidiary (+)	-	-	-	18,7
Adjusted EBITDA	289,7	385,2	1.234,7	1.560,0
Adjusted EBITDA margin %	8,3%	9,9%	8,3%	10,2%

Net Income - R\$ million



- Distribution of R\$ 99.3 million in earnings for 2024
- The net result was negatively impacted by the constitution of a deferred income tax provision (non-cash) related to the exchange rate variation of the local currencies of the Company's subsidiaries in Mexico, the Czech Republic and Turkey compared to their functional currencies in the amount of R\$2.2 million in 4Q24 and R\$75.2 million in 2024

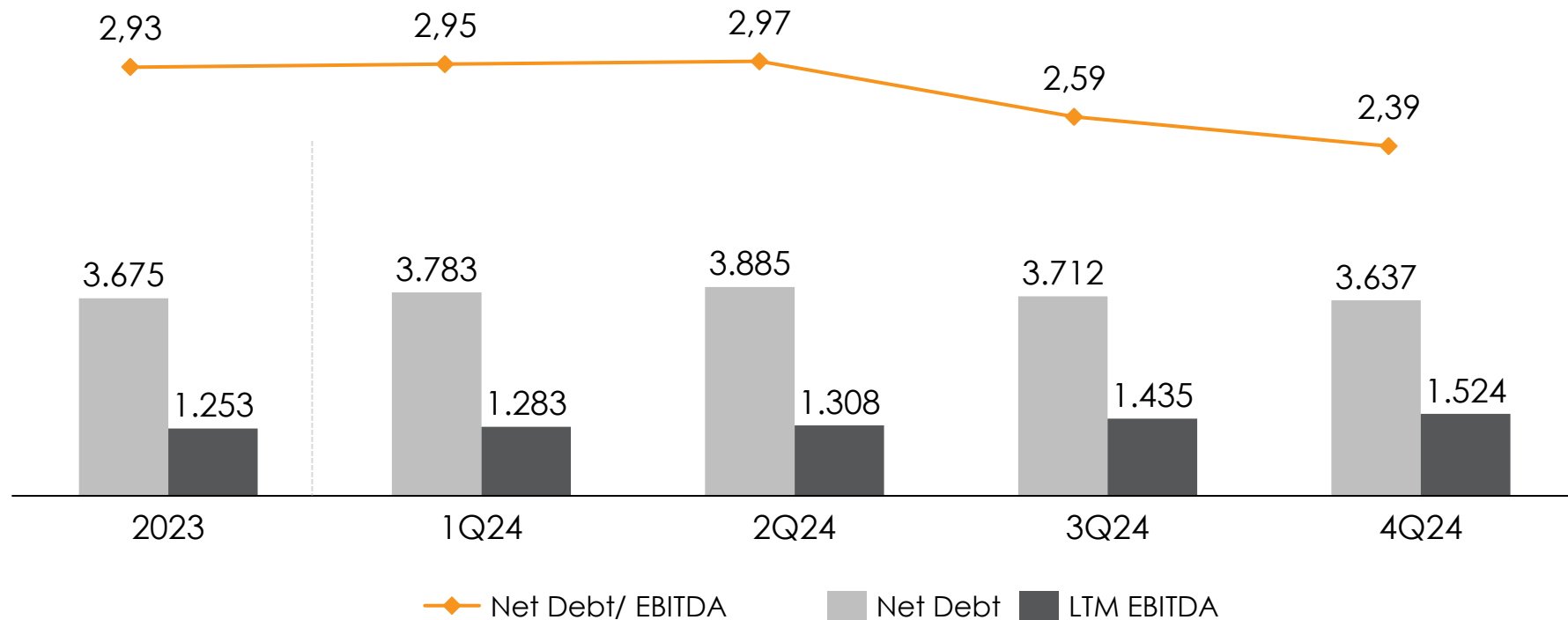
Investments– R\$ million



- Exchange rate variation impacted investments by R\$30.9 million in 4Q24 and R\$52.9 million in 2024
- Cash investments of R\$ 590.9 million in 2024, compared to R\$ 505.2 million in 2023
- The main investments in the period were related to increasing capacity in North America and the construction of a new aluminum wheel plant for trucks in Europe

Financial leverage

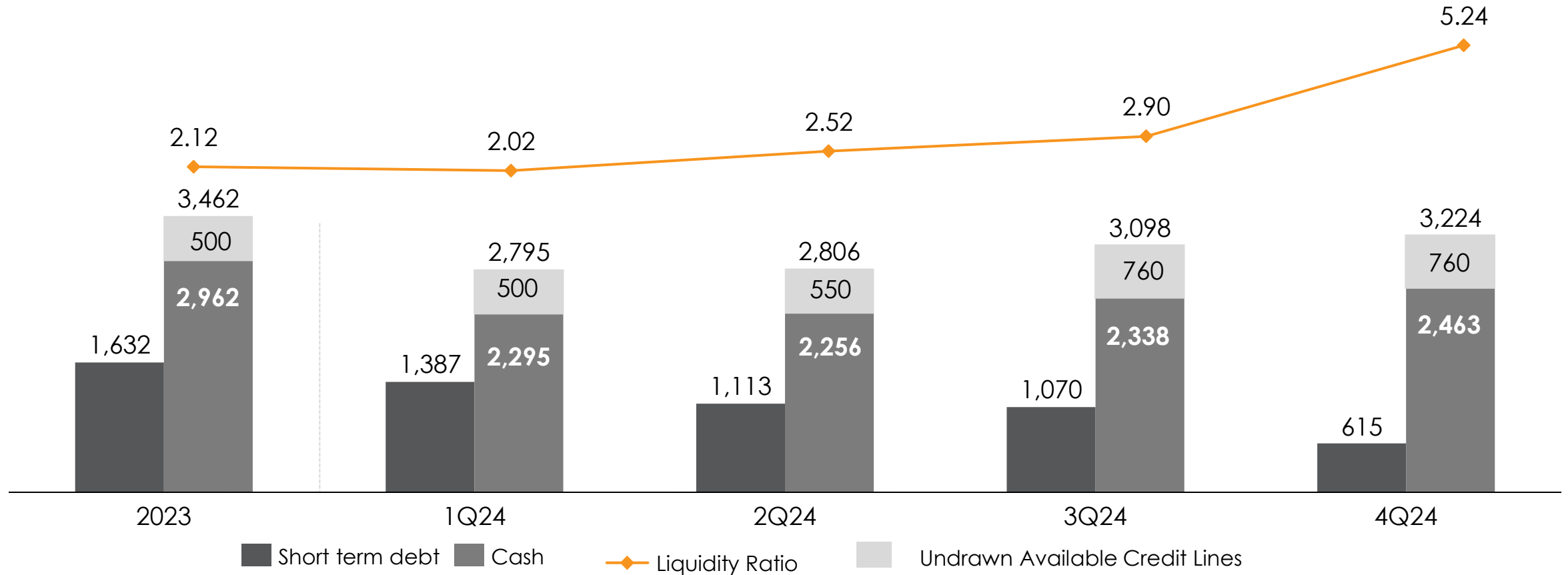
Leverage - net debt / EBITDA



- Devaluation of the real negatively impacted net debt in 4Q24 by R\$ 78.8 million compared to 3Q24 and R\$ 407.7 million compared to 2023

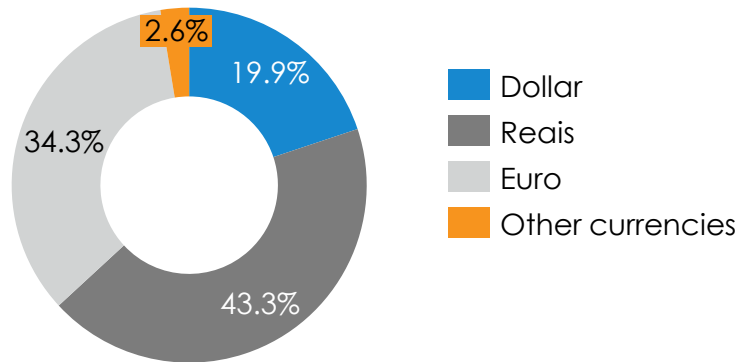
Liquidity Ratio

Liquidity ratio – cash / short-term debt

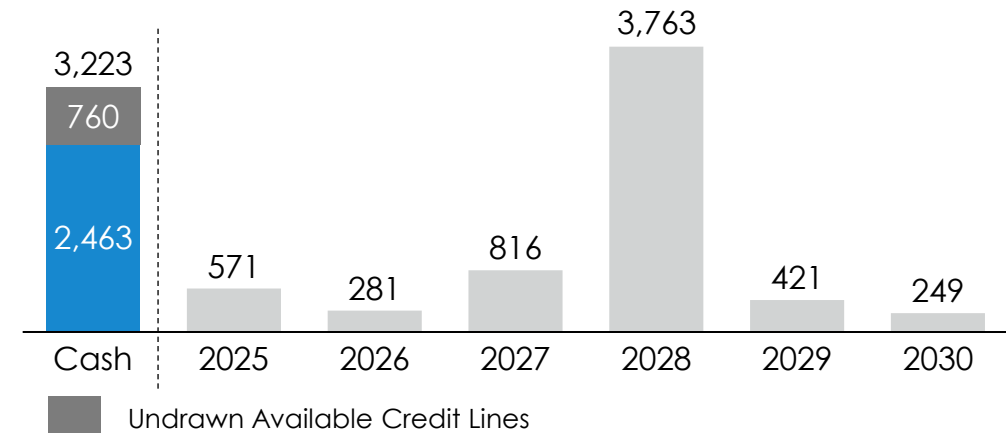


Gross Debt (R\$ million)

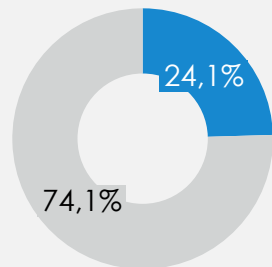
Gross debt composition



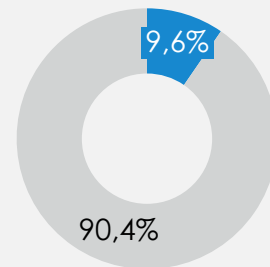
Debt Maturity* - R\$ million



4Q23



4Q24



■ Short term
■ Long term

Gross debt (4Q24)* : R\$6,100.7 million

	4Q23	4Q24
Cost (BRL)	CDI + 2.1%	CDI + 1.6%
Cost (EUR)	4.6%	3.5%
Cost (USD)	6.2%	5.6%
Average time	4.2 years	3.8 years

*Includes financial instruments

Main Launches - 4Q24



SOUTH AMERICA

Citroen Basalt

Aluminum wheels - 16"

Limeira, Brazil



EUROPE

DAF XB

Steel wheels - 17" and 19"

Manisa, Turkey



NORTH AMERICA

Kia K4

Steel Wheels - 15" and 16"

San Luis Potosi, Mexico



ASIA

BIZ NEX Tuk Tuk

Aluminum wheels - 12"

Saraburi, Thailand

4Q24 Awards and Highlights

Clients

"Customer Service and After Sales on Time" - GM, Brazil

"Excellence in supplier quality"- Daimler, India

"Excellence in Quality" - Hyundai Motors, Brazil

"Key Supplier" - Tredit Tire and Wheel , Brazil and India

Others

"HR diversity and inclusion best practices" - Global India Business Forum, India

"Czech & Slovak Industria 4.0 : Implementation in the factory category" -
Confederation of Czech Industry , Czech Rep.

"1st place in the Excellence in Productivity category" - Kaizen Institute, Mexico

"Thailand 5s Award 2024 (Bronze Level)" - Technology Promotion Association (Thailand-Japan), Thailand



Sustainable Journey in 2024

Commitment to best governance, environmental and social practices



ISE B3

Staying in the Corporate Sustainability Index



ICO2 B3

Debut in ICO2 (Carbon Efficient Index)



IDIVERSA B3

Debut in the Diversity Index

ROADMAP

ZERO

2024: Approx. **38%** reduction in GHG emission intensity (scope 1 and 2) vs. 2019 baseline

2024: Approx. **75%** of electricity used from renewable sources

MAXION
PEOPLE MATTER