

Bradesco BBI 2nd Virtual Infrastructure Forum

September 2021



Disclaimer

This statement may contain **estimates and forecasts** which are **not statements of facts happened in the past**, but they **reflect beliefs and expectations of our management** and may stand as estimates and forecasts on **future events** according to Section 27A of the Securities Act of 1933, as amended, and Section 21E of the Securities and Exchange Act of 1934, as amended.

Words “believes”, “might”, “may”, “estimates”, “continues”, “foresees”, “intends”, “hopes” and similar

ones are targeted at spotting **estimates that necessarily imply risks and uncertainties, regardless of current awareness on them.**

Known **risks and uncertainties** include, without limitation: **economic, regulatory, political and commercial conditions** at large in Brazil and abroad, **changes in interest rates, inflation and value of Brazilian Reais, changes in volumes and standard for use of electric energy** by consumers, **competitive conditions**, our level of **indebtedness**, the

possibility of receiving **payments connected to our receivables, changes in our rainfall and water levels** in the reservoirs used to operate our hydropower plants, our **plans concerning financing and capital investment, governmental regulations** existing and future, as well as other risks described in our annual report and other documents registered before the CVM and SEC.

Estimates and forecasts refer only to the date on which they were expressed and we undertake **no obligation to**

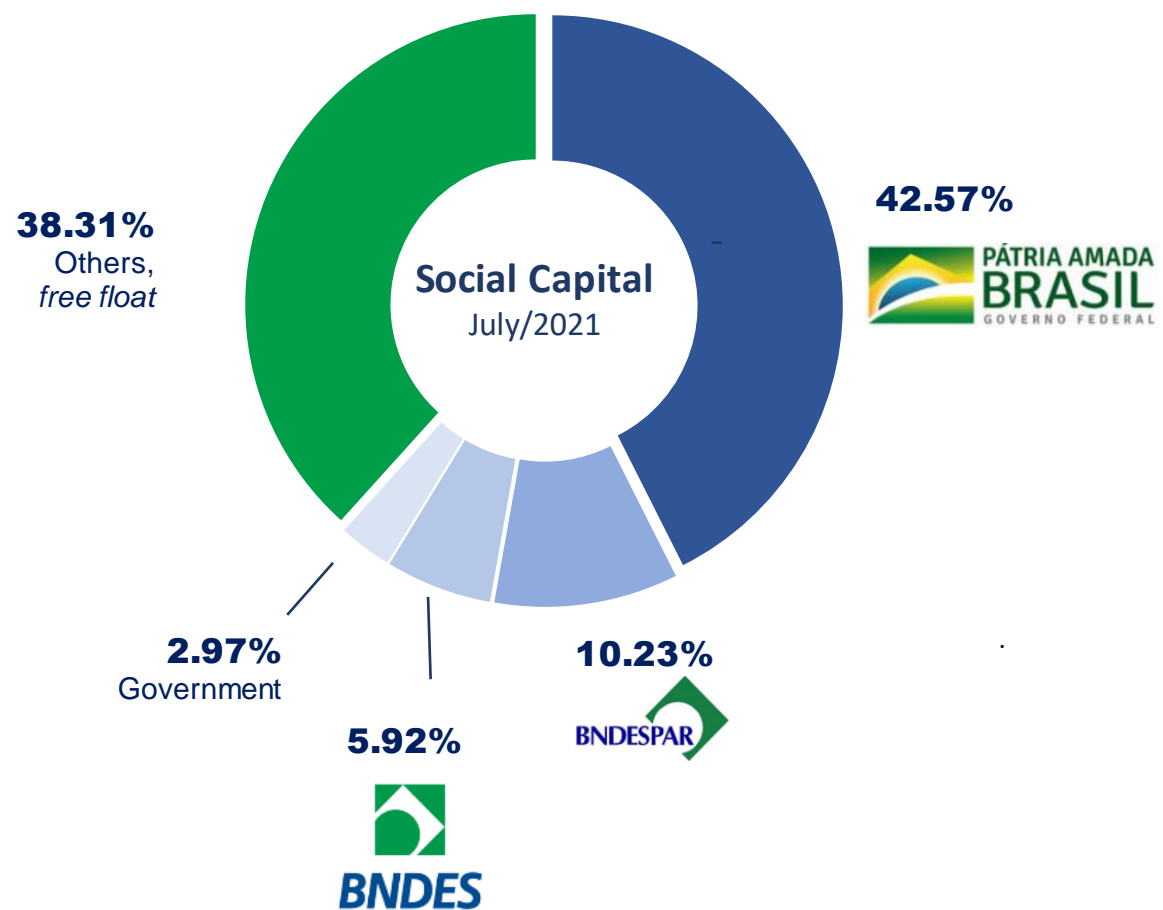
update any of these estimates or forecasts as a result of new information or future events. The future results of operations and efforts of Companies may be different from the current expectations, **and investors should not rely solely on the information contained hereunder.**

This material contains **calculations that may not reflect accurate results due to the rounding of numbers.**

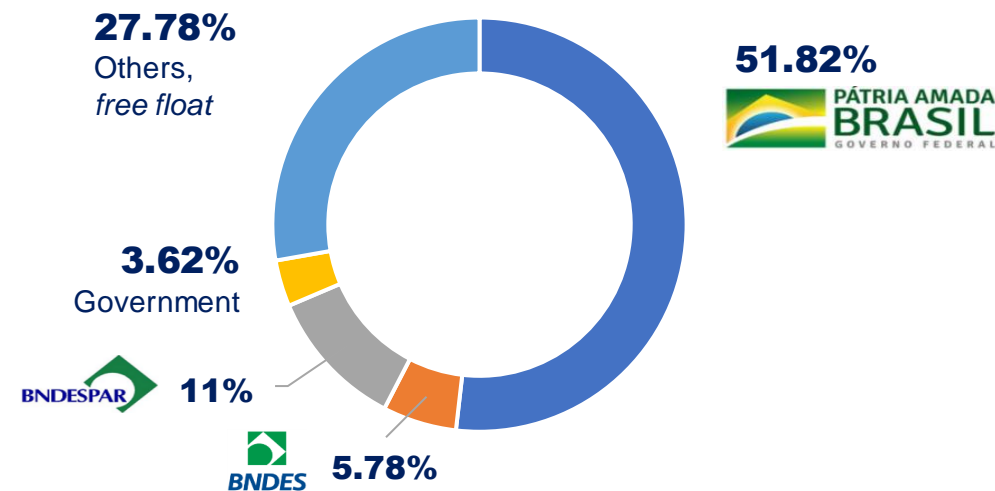
As a result of the guidelines of Official Letter CVM/SNC/SEP 04/2020, issued on 12/01/20, Eletrobras made adjustments to its transmission assets - RBSE, until then classified as financial assets for contract assets under the terms of CPC 47- Customer Contract Revenue. Throughout the 2021 quarterly disclosures, comparisons with the 2020 quarters are being properly restated.

Profile

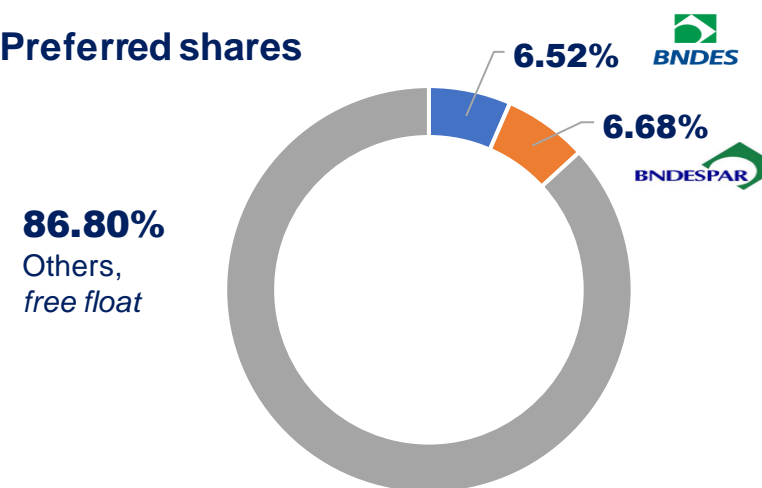




Common shares



Preferred shares



LARGEST ELECTRIC UTILITY IN LATIN AMERICA

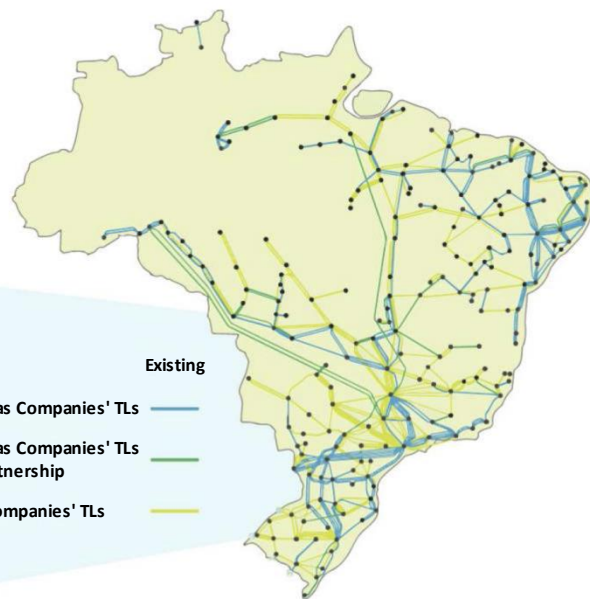


12,182
EMPLOYEES

VISION TO BE AN INNOVATIVE CLEAN ENERGY
COMPANY RECOGNIZED FOR ITS EXCELLENCE AND
SUSTAINABILITY

BRL 181 BILLION IN
ASSETS

97%
CLEAN ENERGY



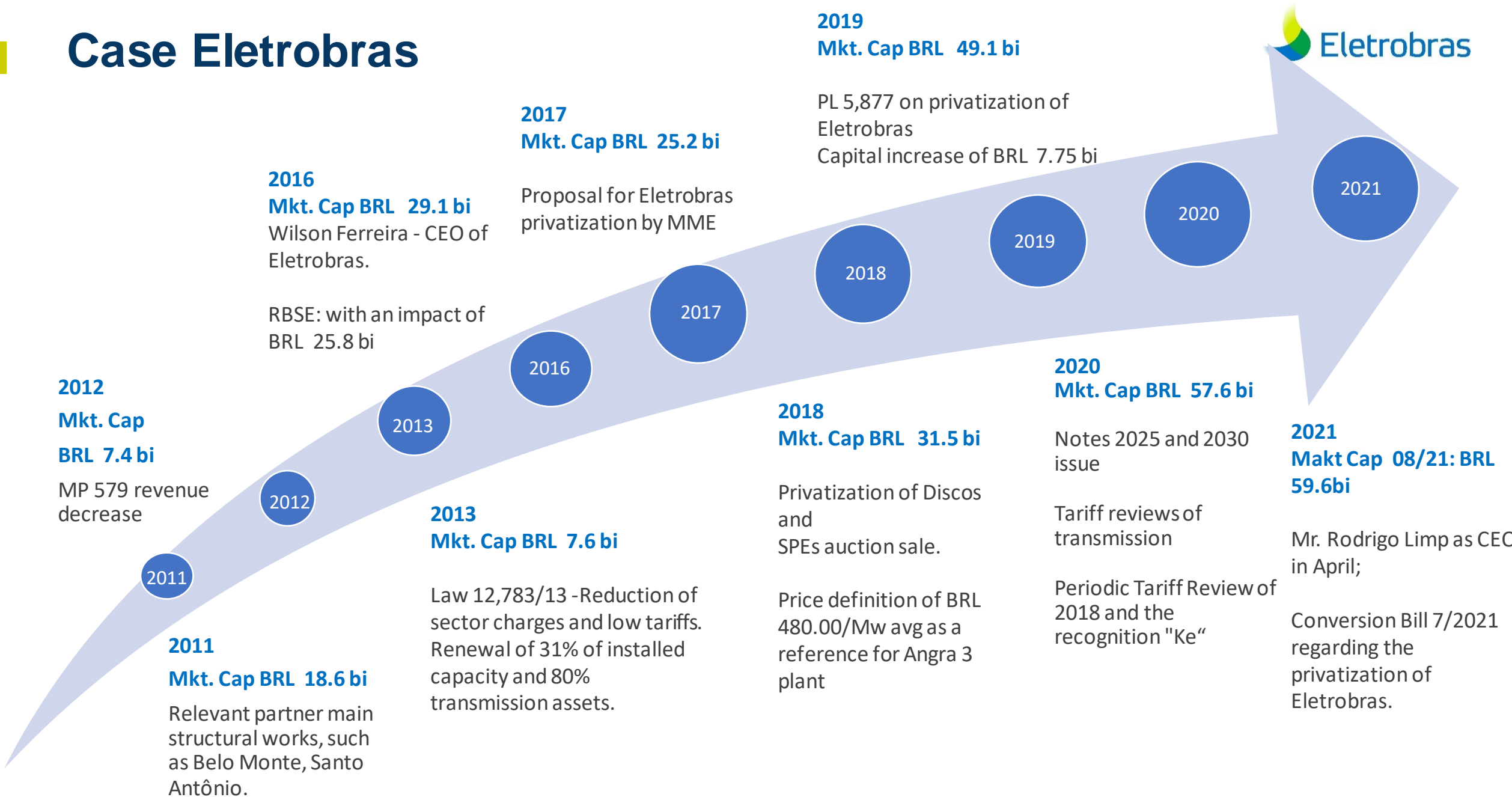
76,494 KM
IN TRANSMISSION
LINES
42.5% IN BRAZIL

50,503 MW
INSTALLED **105 PLANTS**
29% IN BRAZIL



ONE OF THE 5 LARGEST
HYDROPOWER PLANTS IN THE
WORLD
IN INSTALLED CAPACITY

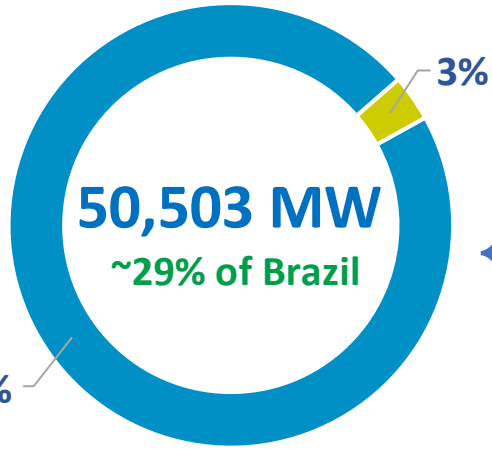
Case Eletrobras



Eletrobras' Generation Assets



Installed Capacity - Eletrobras




95 Corporate Ventures and participation in clean energy source SPE

~97%
Clean energy

 49 Hydro
46,286 MW

 43 Wind
706 MW

 2 Nuclear
1,990 MW

 1 Solar
~1 MW



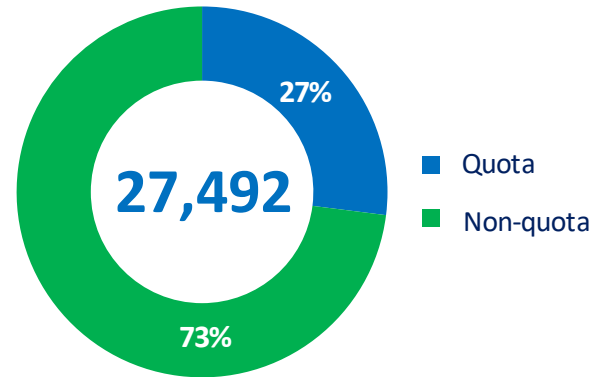
2Q21 data

This presentation may contain estimates and projections. See disclaimer.

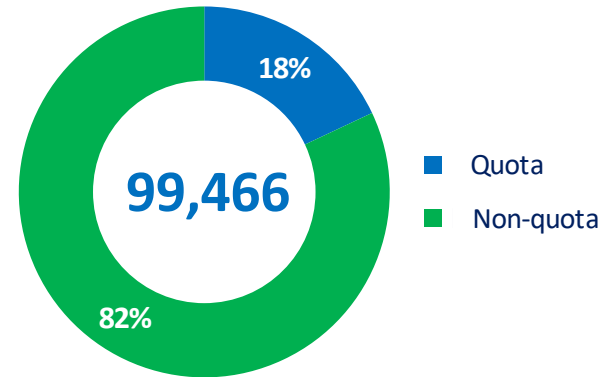
Generation Performance in 2021

Installed capacity
50,503 MW
 around
29% of Brazil

Physical Guarantee (MWavg)



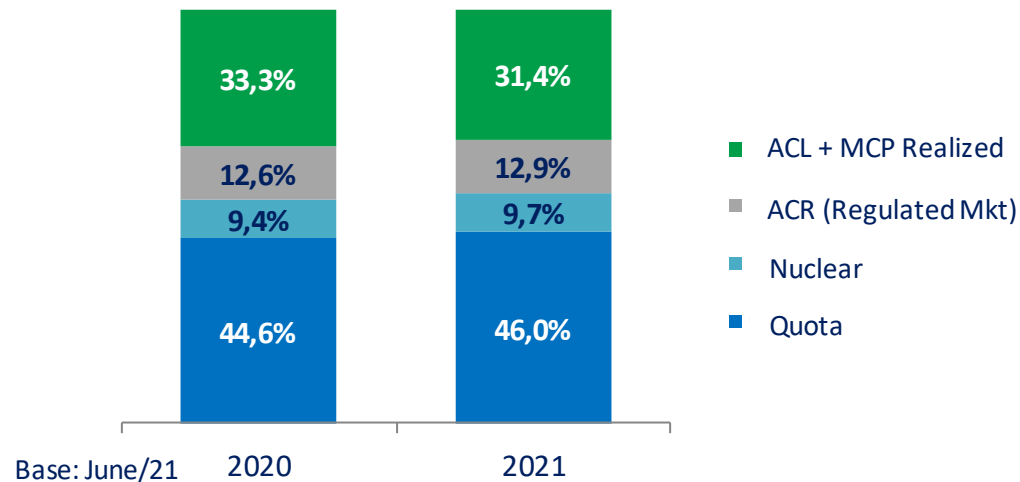
Generated Energy (GWh)



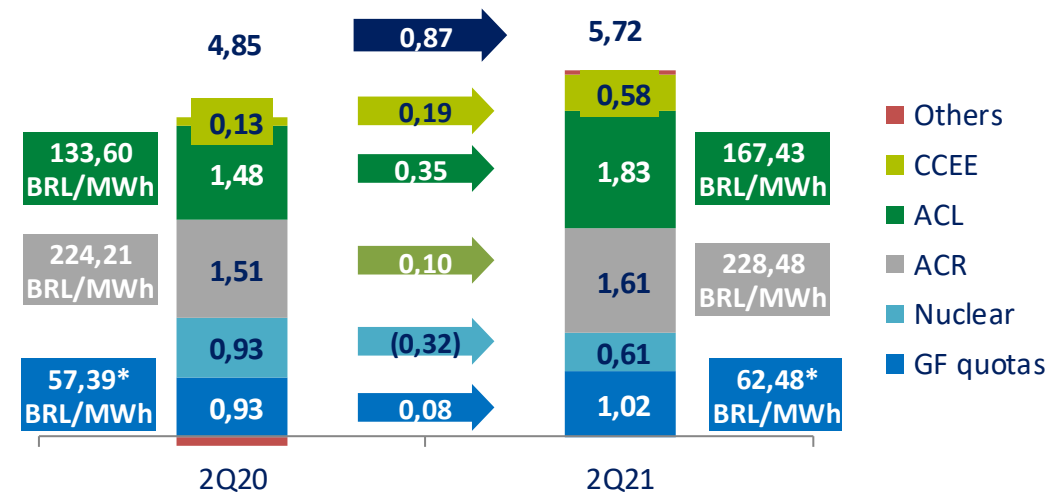
Around
33% of Brazil
 - **5%** regarding
 accumulated in 2Q20

It considers corporate ventures, SPEs and 50% of Itaipu

Energetic Balance 2020-2021



Generation Income (BRL billion)



The average ACR price does not consider Amazonas GT, due to its particularities (PIEs and availability contract)
 * Average price.

Base: June/21 It considers available resources for energy sales net of hedge to protect against hydrological risk

Nuclear Power Plant ANGRA III

Critical Path Acceleration Plan from 2020 to 2023

Actions aimed at financial settlement and viability of contracts for resuming the work.



2020

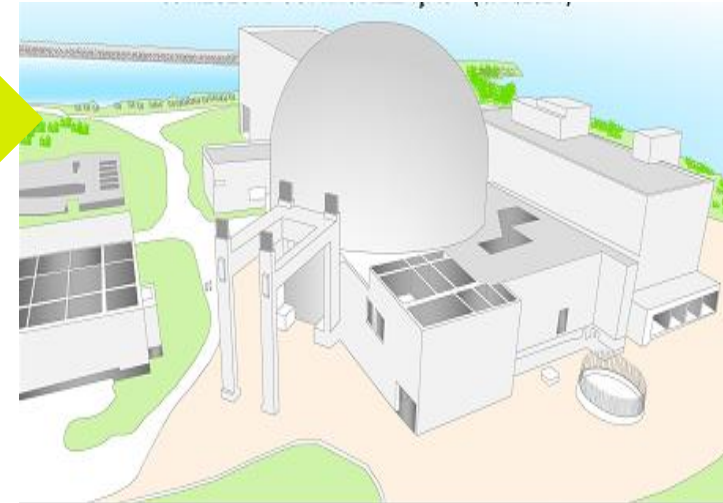
2023

1,405 MW

In Nov/2026

65.8%

Physical progress
until Jun/2021



BRL 8.7 billion
Direct investment made

BRL 18.4 billion
Direct investment
to be made

Goals

- Meet the critical path of the Project
- Complete superstructure of nuclear buildings
- Increase work front for EPC
- Advance on civil works and electromechanical assembly with contracted companies, in addition to maintaining critical supplies.

Resources

AFACs approval

- ❑ BRL 1,052 billion in 2020
- ❑ BRL 2,447 billion in 2021, of which 850 million have already been released

Compliance

- Specific Compliance structure since March/21 (Deloitte).

Prov. Measure 998 -> Law 14.120/21

Tariff will result from studies conducted by BNDES, observing:

- The economic and financial viability of the enterprise
- Its financeability in market conditions
- Reasonableness principle
- The principle of low tariffs

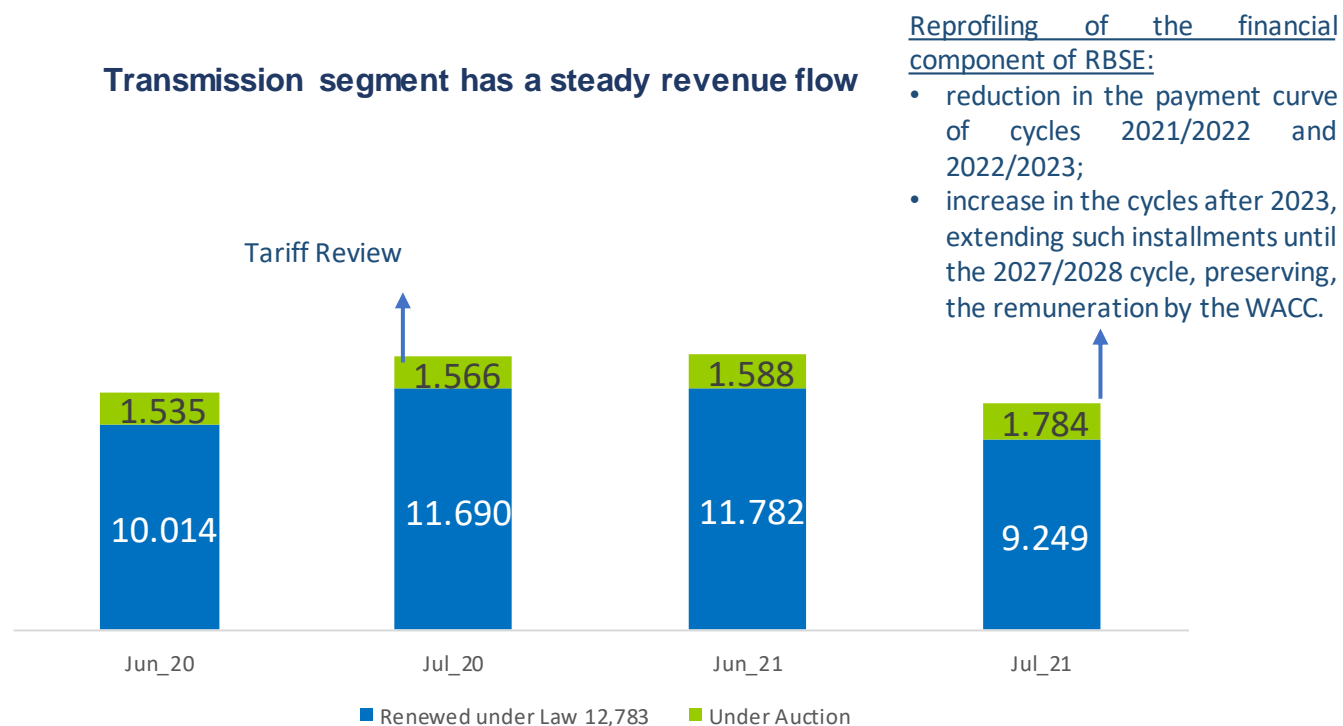
TL Renewed (O&M)

- Tariff review each 5 years (O&M, Wacc, BRR, Small improvements) - next review scheduled for 2023;
- Capture of efficiency for tariff modicity.

TL Corporate (Under auction)

- Revenue defined in auction;
- Rap parameters are mostly fixed Reinforcements in improvements subject to tariff review in line with private companies.

Transmission segment has a steady revenue flow



42.5%
in Brazil

76,494 km

total of Eletrobras' transmission lines being 70,146 km ≥ 230 kV
75% TL renewed under Law 12,783/13
25% TL corporate of form SPEs

103 large corporate works

under construction
with potential revenue of + **BRL 356 million**

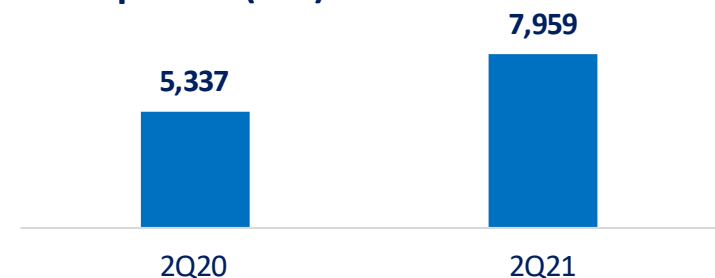
BRL 2.7 billion
Associated Investment

13%
RAP/Investment

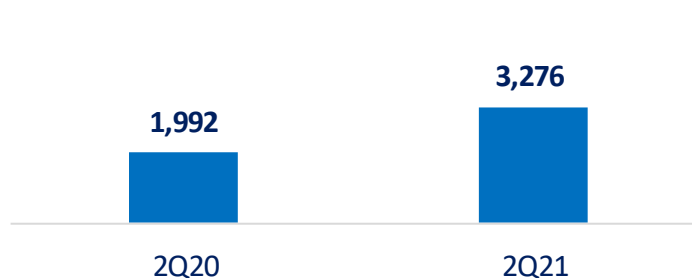
Financial Highlights 2Q21 (BRL million)



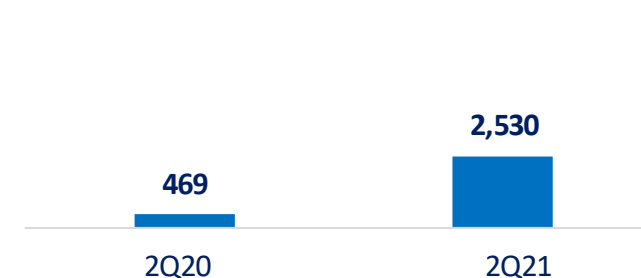
Net Op. Rev. (Rol) IFRS **49% ↑**



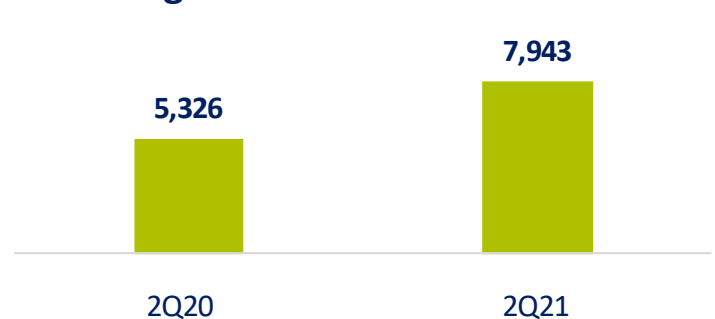
Ebitda IFRS **64% ↑**



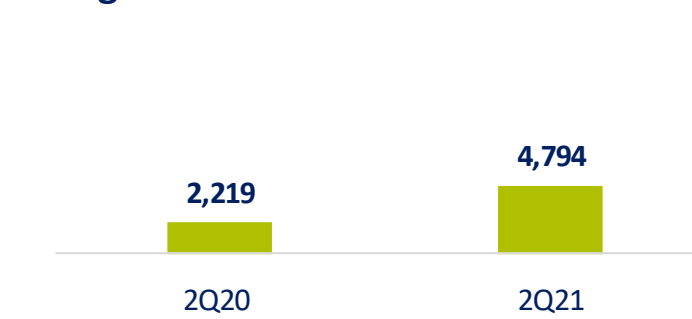
Net Profit IFRS **439% ↑**



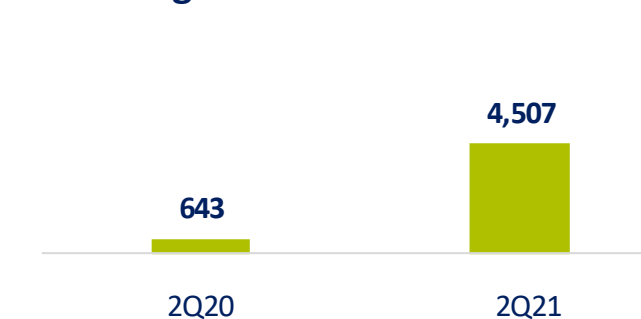
Recurring Rol **49% ↑**



Recurring Ebitda **116% ↑**



Recurring Net Profit **601% ↑**



Dividends Payment
31 Aug

BRL 1,538 million

BRL 0.96 ON
BRL 1.05 PNA
BRL 1.05PNB

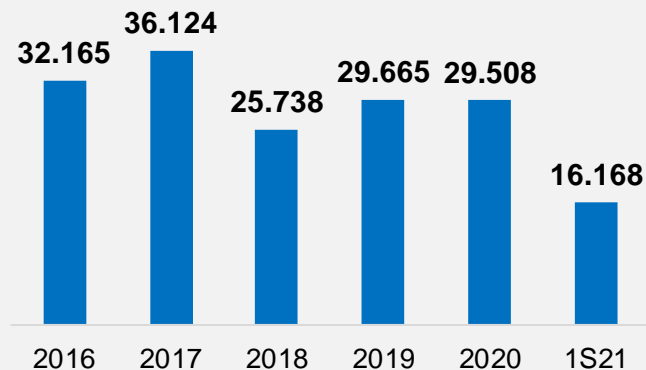
Net Debt /
Ebitda LTM

1.0x

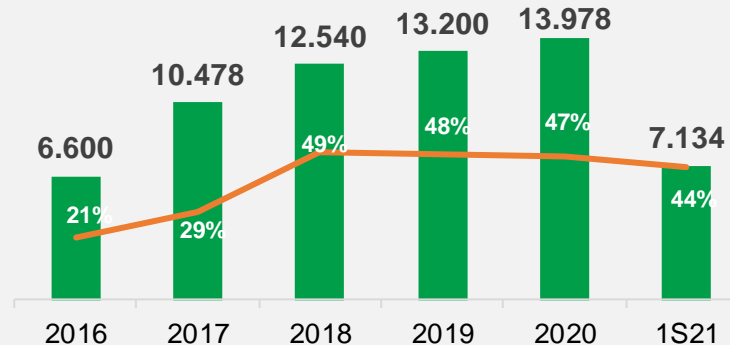
Financial Highlights (BRL million)



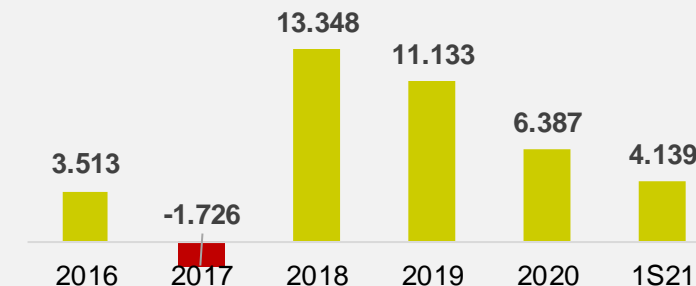
Net Op. Revenue (ROL)



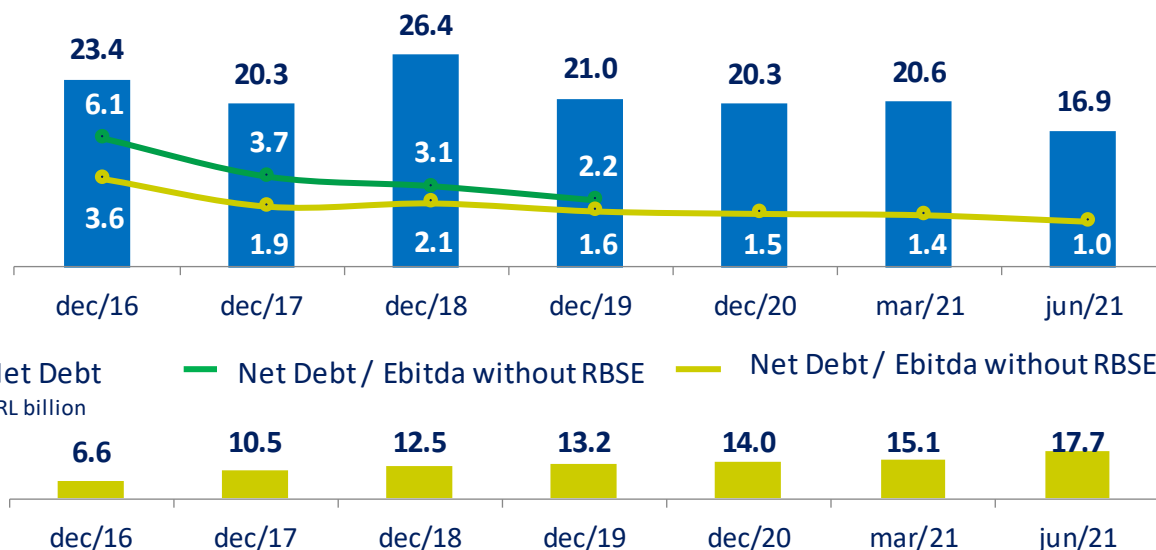
EBITDA



NET PROFIT



Net Debt / Adjusted Ebitda



Net Debt / Adjusted Ebitda

1.0x LTM in 2Q21

Goal

$$\frac{\text{Net Debt}}{\text{Adjusted EBITDA}} < 2.5$$

EBITDA with RBSE (LTM)
BRL billion

Currency exposure



06/30/2021

	US\$ thousand	%
Itaipu Loan Receivables	471,520	71%
Itaipu Financial Asset	196,729	29%
TOTAL	668,249	100%

Liability*	US\$ thousand	%
Bonds 2021 - Eletrobras	632,098	35%
Bonds 2025 - Eletrobras	502,737	29%
Bonds 2030 - Eletrobras	748,620	23%
Others	280,615	13%
TOTAL	2,164,070	100%


-1,495.82
Foreign Exchange

	2021	2022	2023	2024	2025	2026	After 2026	TOTAL
Asset (US\$ million)	393.24	229.63	43.89	1.49	0.00	0.00	0.00	668.25
Liabilities (US\$ million)	672.50	45.89	46.36	19.80	522.54	19.81	837.17	2,164.07
Foreign Exchange	-279.26	183.74	-2.47	-18.31	-522.54	-19.81	-837.17	-1,495.82

- Long-term liability foreign exchange exposure relevant to cash flow only from 2025
- 85% of debt in foreign currency with settlement in bullets, concentrated in 3 maturities, in 2021, 2025 and 2030

Disclaimer: Due to the unusual scenario and potentially unpredictable characteristics, it is not possible to accurately predict the scenarios that may materialize in the coming months in the company's operations.*In the balance of Bonus 2030 and 2025 there is an accounting effect on the deferral of expenses with the repurchase of the 2021 bonus due to the operation carried out in February 2020.

Turnaround

2016	2017	2018	2019	2020	2Q21	2021 Goal
26,008 employees Extraordinary Retirement Plan (PAE)	Consensual Dismissal Plan (PDC)	PDC	2 PDCs	12,527 employees	12,182 employees	11,612 Oct/21
BRL 12.8 billion PMSO	Implantation SAP and CSC	Zero Base Budget (OBZ)		BRL 9.1 billion PMSO BRL 281 million Savings achieved OBZ*	BRL 4.2 billion PMSO 1H21	
3.6 Net debt / Recurring Ebitda BRL 27 billion Market Value 23,605 shareholders	Corporate restructuring			1.5 Net debt / Ebitda Adjust BRL 54.9 billion Market Value 139,838 shareholders (feb/21)	1.0 Net debt / Ebitda Adjust BRL 62.5 billion Market Value (aug/21) 132,135 shareholders	
178 SPEs Submission 20F Creation of the Compliance Officer	Bylaws Reform: adapted considering the State-Owned Companies Law (13,303/2016)	Sale of SPEs and privatization of distrib. companies Ceron, Eletroacre, Cepisa and Boa Vista Energia	Privatization of distrib. companies Amazonas Energia and Ceal BRL 3.6 billion cash (capital increase)	94 SPEs Restructuring CGT Eletrosul Bylaws Reform: Sest model	83 SPEs 82 as of August Incorporation Amazonas GT	49 SPEs by Dec/21 Incorporation Amazonas GT 

Privatization



Main Approvals of Law 14,182/21

Capital increase, through public subscription of common shares with waiver of subscription by the Federal Government. It may be accompanied by a secondary public offering of shares owned by the Federal Government.

Granting of new electricity generation concessions for a period of **30 (thirty) years**.

Corporate restructuring to maintain under direct or indirect control of the Federal Government, companies, facilities and interests, held or managed by Eletrobras, specifically Eletronuclear and Itaipu *Binacional*.

III - amendment of Eletrobras' bylaws :

Create preferred shares of special class, exclusive property of the Federal Government, pursuant to § 7 of art. 17 of Law No. 6,404 → **Corporation**

a) prohibit any shareholder or group of shareholders from exercising votes in a number greater than **10% (ten percent)** of the number of shares into which the voting capital of Eletrobras is divided;

Prohibitions on the Federal Government vote

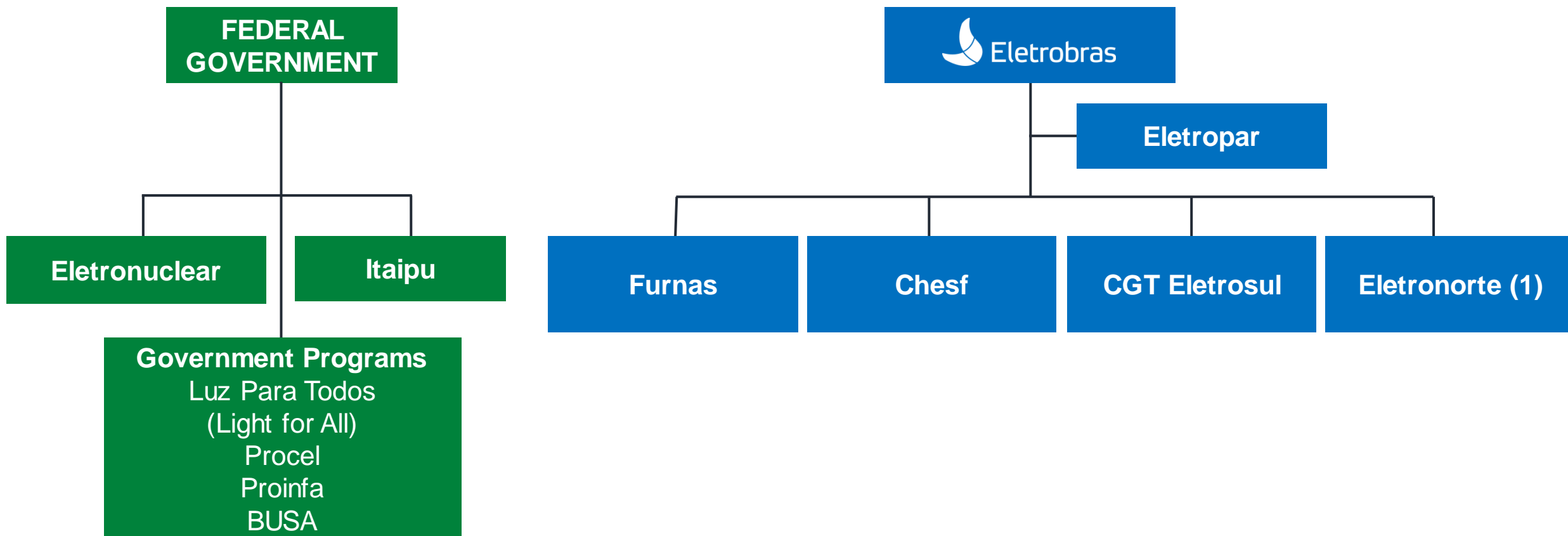
AGE resolutions that precede the privatization and deal, in particular:

- signing of new electricity generation concession contracts;
- amendment to the bylaws of Eletrobras;
- maintenance of payment to Cepel;
- project development and responsibility (Bacia Furnas, S. Francisco and Amaz Legal)

The Federal Government may vote on the segregation of Eletronuclear and Itaipu

THE NEW ELETROBRAS

Itaipu, Eletronuclear and Government programs remain under control of the Federal Government



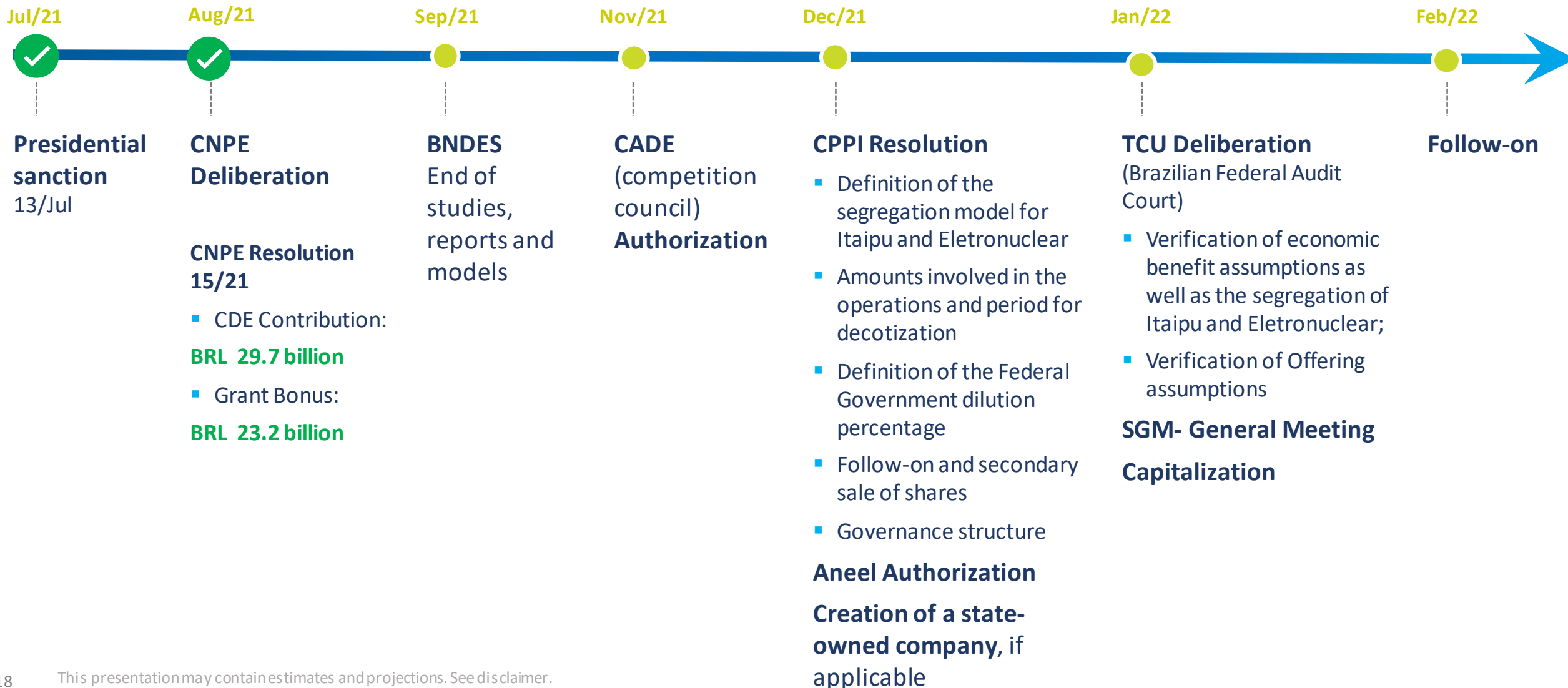
(1) Approval of the incorporation of Amazonas GT by Eletronorte on June 28, 2021. The effects of the incorporation will take place from July 1, 2021.

Corporate model is an example, it depends on studies to be carried out.

This presentation may contain estimates and projections. See disclaimer.

Capitalization Milestones

Main Process Activities



Capitalization Conversion Bill 7/2021

- **Notice published by BNDES in Mar/2021**
- Inclusion of Eletrobras companies in the **PND in Mar/21**
- **MP Approval by National Congress in June/21**
- **Presidential sanction July, 13th**
- Federal Govern.+ BNDES + Aneel + EPE + CNPE (Res 15/21):

Will define assumptions for calculating the Economic Benefit

(1) Parameters attached to the Relevant Fact of 08/31/21

(2) Updated by the IPCA, or by another index that replaces them, from the month of signature of the new concession contracts on.

(+) Present value decotized plants

New concession 30 years

(-) Present value cotized plants

- Quotas plants law 12.783 / 2013
- HPPs Itumbiara and Sobradinho
- HPP Tucuruí

(-) Compensation for unamortized investments (concession fee)

**Decotization
estimated value
~ BRL 62.5 billion**

(-) ~ BRL 2.9 billion CCC Compensation

= ~ BRL 59.5 billion (value added)

(-) ~ BRL 29.7 billion to CDE (50%)

(-) ~ BRL 29.7 billion (50%), of which:

Contractual obligations (2):

(-) BRL 350 million – S. Francisco (10 years)

(-) BRL 295 million – Amaz. Legal (10 years)

(-) BRL 230 million – River Basin(10 years)

(-) Subsidized energy cost, 85 MW at BRL 80 - for 20 years

**= ~ BRL 23.2 billion
Grant to Treasury**

Capitalization Parameters

1

Physical energy guarantee (GFE) in force and the new GFE
13.3 Mwavg to 12.3 Mwavg

2

Discount rate (WACC)
7.31%

3

Operating costs, investments, energy transport tariffs, inspection fee, research and development charge, CFURH

4

Energy price on the free market

5

3.5% electrical losses and hedge (hydrological risk)

Period	Energy Prices	Hedge (1 – GSF)
2022 to 2025	233 BRL /MWh	19,5%
2026	207 BRL /MWh	14,7%
2027	181 BRL /MWh	10,0%
2028 on	155 BRL /MWh	5,2%

6

Estimate of the new indemnity replacement value for the undepreciated and unamortized assets of the HPP Tucuruí basic project

EESG Journey



Corporate Governance

Legal

State Owned Companies'
Law
No. 13,303/2016

36% of Independent Members on the Board of Directors

Increase in Women Representation on the Board of Directors



Examples of 2021 ESG Targets



People

- Weighted ratio of basic salary and remuneration of **women to men = 1.0**



Prosperity

- Investment in **R&D+I of 1.2%** of revenue (**20%** above the regulatory requirement)
- Evaluate **all** critical suppliers in **EESG aspects** by 2022



Governance

- **98%** of employees trained on **Integrity Program (Compliance)** policies and procedures



Planet

- **Biomass carbon stocks:** achievement of 75.763 CO₂ tons in 2020. Target: +5% per year;
- Investment in projects supporting **biodiversity** management: 1% increase;
- We are committed to **offset 100%** of our holding company's **GHG emissions** as of 2021;
- Share of **clean energy** sources (solar, wind, hydro, nuclear) in our energy mix **>96%**; ✓
- **1% reduction** in **fossil fuel** consumption by land-vehicle fleets and in **electricity consumption**; ✓
- **Reduction** in **water consumption** of 1.5%, in 5 years. ✓

Acknowledgements

The
Sustainability
Yearbook 2021

Sustainability Award
Bronze Class 2021

S&P Global



A- Climate Change

A- Water Security



Best ESG Overall:

2nd in the Electric &
Other Utilities Sector -
Sell Side



ISE B3

Listed for the 13th time on
the **Corporate Sustainability
Index of the Brazilian stock
exchange (ISE B3)**



PART OF
Moody's ESG Solutions

**Emerging Market
Top Performers
ESG Ranking**



Jornada EESG 2020

Released on **Eletrobras
website**



Other Relevant Subjects





- The projection studies for the SIN's Storage Energy level indicate values **close to the lower historical limit** of the last 25 years for the coming months until the end of the year;
- The Affluent Natural Energy projections decrease to **39%** of the MLT (Average Long Term - energy generated from the flow of water from a basin or river to a hydroelectric reservoir) in October, then increase to a maximum of **73%** of the MLT in March 2022;
- ONS simulations shows **August GSF** close to **50%** gradually increasing to **81%** by year-end → 2021 expected average of 73.4%;
- In Eletrobras' PLD (Differences Settlement Price) prospecting, it was observed that the next two months of 2021 have a high probability of prices presenting limited values in the ceiling of **BRL 583.88/MWh**.



- Significant impacts are not expected for Eletrobras' consolidated revenue due to the **hedge strategy** adopted by the Eletrobras companies combined with the short-term **price increase** and its **renegotiation of the hydrological risk** in the ACR (Regulated Market).
- For 2022, an adjustment was made to our hedging strategy, considering expectations of low GSF for that year.
- From 2023 onwards, the expectation is of greater exposure to hydrological risk due to decotization. However, it is noteworthy that the increase in exposure will be gradual, considering the decotization in 5 years (20% per year), which should be mitigated through a hedge policy and strategy.

Master Plan - Strategic Guidelines



VALUE AND

INVESTMENT

Increase value generation and expand the company's investment capacity



GENERATION AND

TRANSMISSION EFFICIENCY

Create value by increasing the efficiency of G&T assets



GENERATION AND

TRANSMISSION EXPANSION

Consolidate leadership in G&T, focusing on clean energy



COMMERCIALIZATION

Achieve leadership in commercialization, with high margin and risk management efficiency



NEW

BUSINESSES

Invest in new businesses, focused on clean energy, participating in the consolidation of the sector (M&A)



CULTURE

AND PEOPLE

Develop a high-performance culture and excellence in people management, with meritocracy



GOVERNANCE

Achieve excellence in Governance, Risk Management and Internal Controls (GRC)



MANAGEMENT

Focus the company's management on generating value and increasing competitiveness



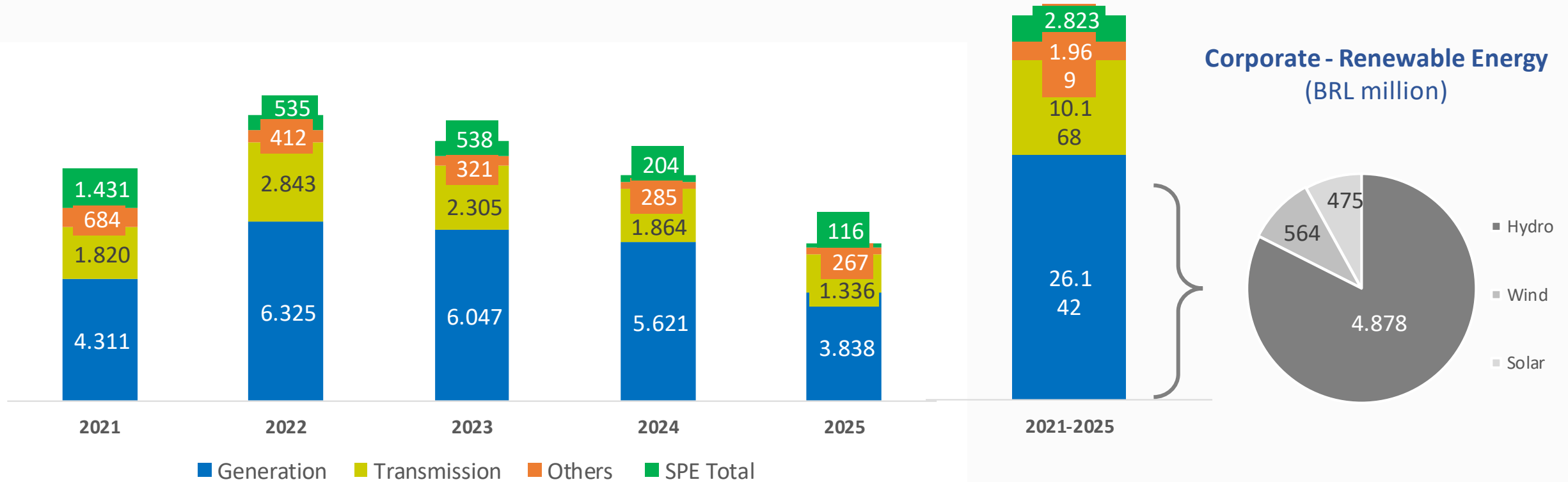
INNOVATION AND

DIGITAL TRANSFORMATION

Take a leading role in innovation and promote the digital transformation of business and management processes

Master Plan - Total Investment 2021-2025

(brlmillion)



Considering Privatization

Total investment in G & T expansion
 2020-2035: BRL 201.9 billion
 Per year: BRL 12.6 billion

Excluding Privatization

Total investment in G & T¹ expansion
 2020-2035: BRL 95.3 billion
 Per year: BRL 6.0 billion

1- Includes Angra 3 NPP project.
 Others: investments in infrastructure and the environment.

Debts with Eletrobras Holding – BRL 4 billion

Refinancing Recently approved with the following pillars

- Adjustment of the payment curve to the reality of Ame Energia
- Interest rate adjustment
- Complement of real guarantees
- Total Allowance for Loan and Losses: BRL 652.8 million

Energy Debts with Amazonas GT - BRL 1.85 billion, of which BRL 1.33 billion is settled by contractual instruments.

Total Provision for for Loan and Losses as of June/21: BRL 601 million

Debts with Amazonas GT

- **1st ICD of 2019: BRL 291 million**
- **Receivable: BRL 226 million**

Grace period (principal) of 12 months - until Oct / 20; Total term of 48 months;

Cost of 124.75% of the CDI;

Linking revenue in guarantee

3rd Equated Debt : BRL 372 million

- **Receivable : BRL 353 million**
- Grace period (principal) of 4 months - until Apr / 21;
- Total term of 40 months
- Cost of CDI + 3.75% p.y.
- Guarantees and Prepayment Clause

- **2nd Debt (ICD PIEs): BRL 841 million**
- **Receivable : BRL 537 million**
 - Grace period (main) of 4 months – until Feb/21; Total term of 5 years
 - Cost of CDI + 3.75% p.y.
 - Warranties and Prepayment Clause

- **4th Debt (ICD PIEs): BRL 808 million**
- **Receivable : BRL 808 million**
 - Grace period (main) of 12 months – until jun/22; term of 5 years
 - CDI cost + 2.75% p.y
 - Guarantees of receiving estimated credits from Overcontracting and Market of Short Term

Property, plant and equipment in progress - AIC



Calculation of the AIC "Reimbursable" - Amount to be paid to Eletrobras (BRL Thousand) - (Base Date Jun / 20)			
Company	Calculated by Aneel	Calculated by the consultancy	Status
Ceal	60,237	61,327	Ended
Cepisa	32,608	44,939	Ended
Amazonas Energia	361,565	361,565	In progress
Boa Vista Energia	16,451	18,662	In progress
Ceron	116,248	116,248	Declined
Eletroacre	42,385	42,385	Ended
Total	629,494	645,126	

OBS: Values above will be corrected by the IPCA until the date of the RTE and then corrected by 111% of the SELIC until the date of signature of the contract regulating the payment

*Amazonas: Eletrobras understands that there is an extra component in the amount, of approximately BRL 70 million, to be added in the table above, as it refers to special obligations that had already been discounted in the distributor's valuation; and

** The AIC of Cepisa and Ceal are approved by the board of directors and CA, with only the conclusion of the draft consensus contract between the parties to carry out the signature and Eletrobras start to receive the amounts. Only one clause is still under discussion in the contract.

*** Appraisal reports of the Eletroacre and Ceron AIC were delivered by Energisa in April 2021. Eletrobras approved the AIC of Eletroacre, but disapproved of Ceron, requesting, by letter, the hiring of a new consultant to determine the AIC of this distributor, as defined in the purchase and sale agreement.

What they are:

- Property, plant and equipment in progress - AIC, on the base date of Feb / 17
- Not considered in the valuation of the distributors.
- Eletrobras is entitled to 50% of the AIC recognized by Aneel in the Net Remuneration Base in the first tariff review that took place in 2020.
- Amounts will be recorded by Eletrobras, after signing the contract, recognizing the value of the AIC and regulating the form of payment.
- Payment conditions already established in the notice: in cash or in up to 60 installments corrected by 111% of SELIC.

Prov. Measure 998/2020 converted into Law 14,120/2021: Distributors will receive from CDE 100% of the "refundable" AIC in up to 3 years, adjusted by SELIC and these assets become special obligations in the Remuneration Base, reducing the tariff of consumers.

CCC credits assigned by Distribution Companies



Dist. Company	Amount BRL million (jun/21)	Responsible for payment	Status
Amazonas Energia	2,444**	Federal Government – Economic and Energy “inefficiency” – Grant Bonus; Amazonas D	Inspection completed by Aneel – compensation included in Eletrobras’ bill of privatization
Boa Vista Energia	210	CDE	1st period – Finalized 2nd period – under analysis by Aneel
Ceron	3,160	CDE	1st period – Finalized 2nd period – Technical note issued by Aneel
Eletroacre	176	CDE	1st period – Finalized 2nd period – Technical note issued by Aneel
Total	5,989		

* During the month of June 2021, the result of the 1st period of inspection of the CCC paid to Boa Vista Energia, in the amount of BRL 111 million to be received from the Fund, as of April 2021, was approved by Aneel's Board of Directors. Also in that month, the regulatory agency issued technical notes regarding the 2nd CCC inspection period paid to Ceron and Eletroacre, as market announcement of July 13, 2021.

BRL 2,444 million = **(BRL 490 million)** + **BRL 2.49 billion** + **BRL 442 million**
 obligation to return to the CCC (1st and 2nd Aneel inspection)** credit to be received from the National Treasury for economic and energy "inefficiency" (updated by Selic) current credits, with a contract signed with the distributor to return the amount received from the credits and which could not have been assigned to Eletrobras

** The amount to be returned to the CCC must be deducted from the credit receivable from the CCC in relation to the amounts transferred from the other distributors. With the approval of MP 1,031 for capitalization of Eletrobras, converted into Law 14.182/21, the coverage of the "inefficiency" period was increased from Apr/16 (Law 13,299/2016) to Jun/17, raising the value by BRL 278 million, Jun/21 position, gain not yet reflected in Eletrobras' financial statements of the 2nd ITR of 2021.

Potential Upsides

1. Remaining Indemnity Quota Plants

BRL 1,016,411 thousand Furnas

BRL 467,129 thousand Chesf

Total: BRL 1,484 million (Book Value as of Dec/12)

ANEEL Public Hearing No. 003/2019:

recalculation of indemnities for unamortized or non-depreciated investments of quota plants

Law No. 12,783/2013: Furnas, Chesf and Eletronorte

Deadline for new calculations: **12 months**

2. RGR Designation

Reimbursement of amounts not yet recognized as neutrality economic and financial by the management of the Distributors during the period of designation pursuant to Law 12,783/2013. Estimated value of claim: BRL 3.3 billion as of Jun/21 values and new coverage period.

Thank you!

Contact
df@eletrobras.com

