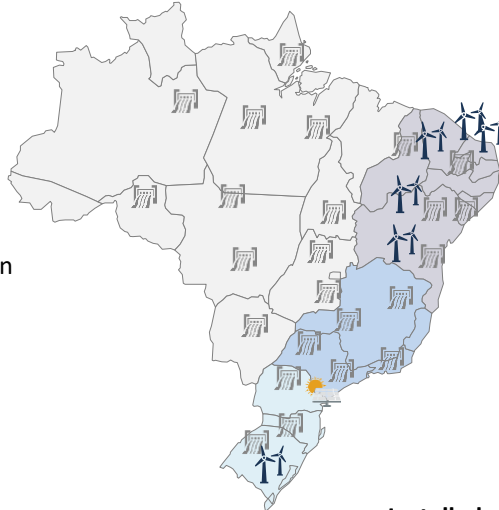


■ Eletrobras: Company Overview

Largest power company in Latin America and one of the largest in the world, with a focus on transmission and renewable energies

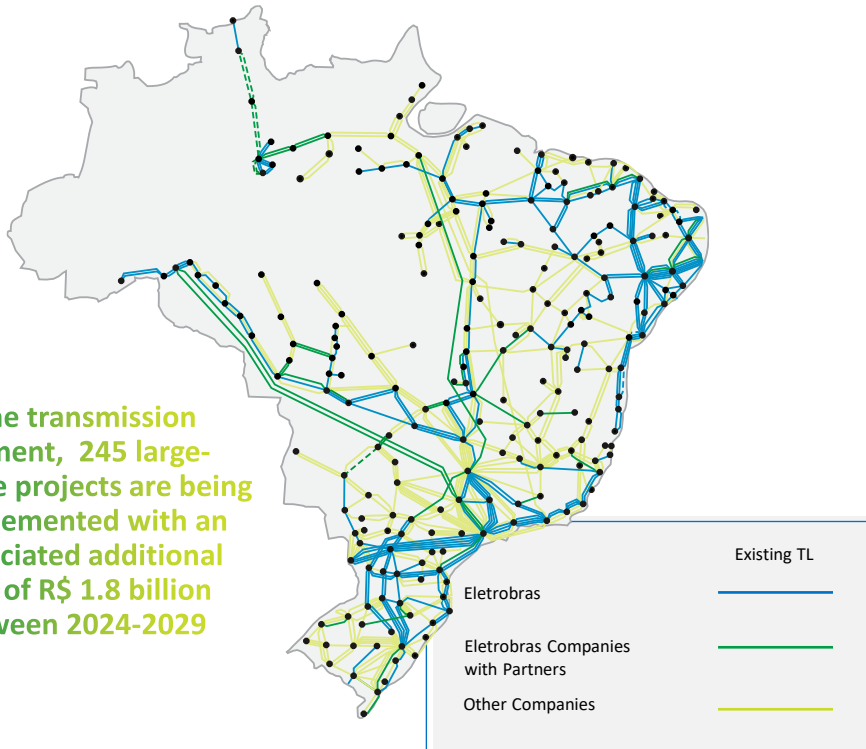
Global leader in value creation with renewable and low emission infrastructure and solutions

Nationwide presence with relevant performance in sustainable energy generation, trading and transmission



	Plants	Installed Capacity
Hydro	47	42.3 GW
Wind & Solar	32	0.6 GW
Thermal	7	1.3 GW

In the transmission segment, 245 large-scale projects are being implemented with an associated additional RAP of R\$ 1.8 billion between 2024-2029



ESG
Top Renewable Player

1 **1**

Pure renewable in the World⁽⁴⁾ (ex-China) in LatAm

Net Zero commitment by 2030

Generation
44.2 GW
 Installed Capacity⁽¹⁾

22% of Brazil's total Installed Capacity in 2023

97% Clean and renewable energy⁽²⁾

Transmission
73,958 km
 being 69,427 above 230 kV Transmission lines⁽³⁾

37% Market share in Brazil, lines above 230 kV

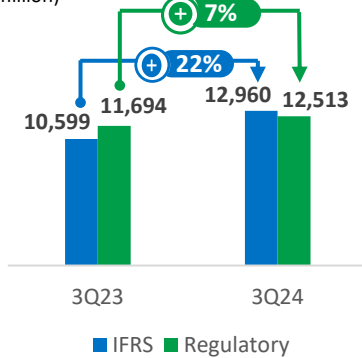
R\$17.0bn
 2024/2025 RAP Cycle (-4% vs previous cycle)⁽⁵⁾

Notes:
 (1) Includes SAESA, Baguari, Teles Pires, Retiro Baixo, ex-Dardanelos, although pending CPs; (2) Considers Hydro, Wind and Solar, excluding Itaipu and Nuclear; (3) Including our SPE's stakes. (4) Pro forma excluding Thermal Plants which Eletrobras has agreed to sell to Ambar in June 2024. (5) RAP of the 2024/25 regulatory cycle, considering active modules at the end of 3Q24.

Financial Performance 3Q24

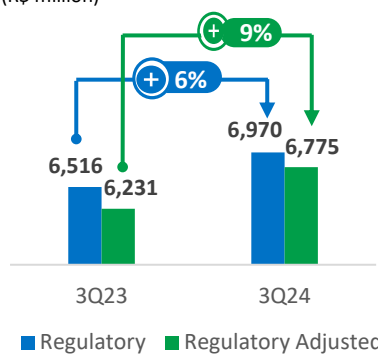
Gross Revenue

(R\$ million)



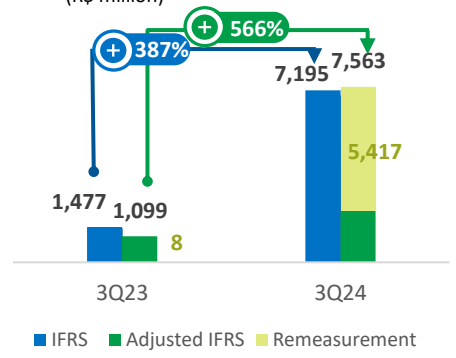
EBITDA

(R\$ million)



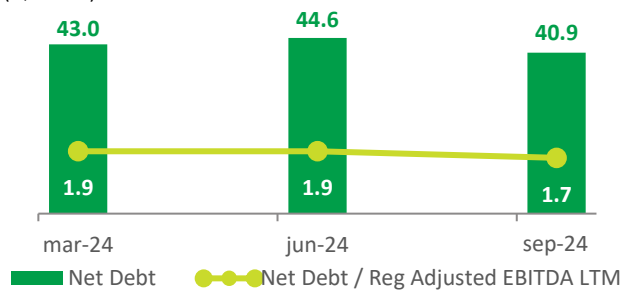
IFRS Net Income

(R\$ million)



Net Debt Evolution

(R\$ billion)



MOODY'S

Global: **Ba2**
SACP: **ba3**
National Scale: **N/A**
Outlook: **Stable**
May-2024

S&P Global Ratings

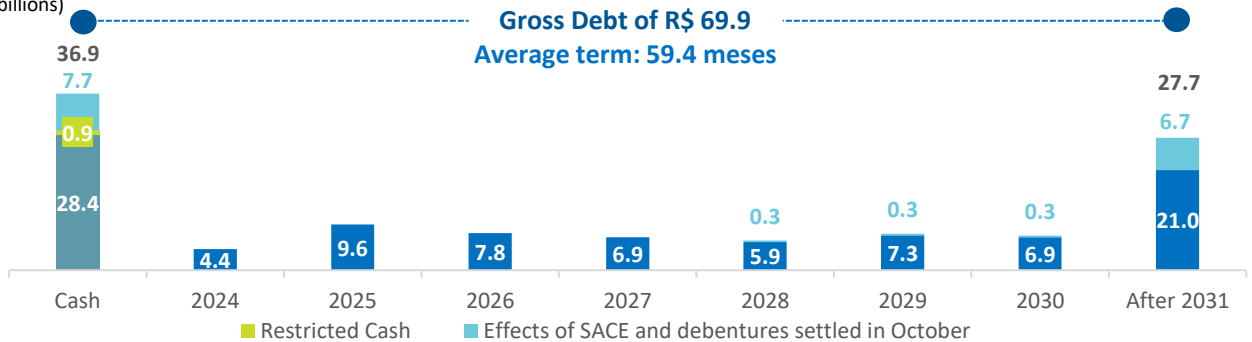
Global: **BB**
SACP: **bb**
National Scale: **brAAA/brA-1+**
Outlook: **Stable**
Sep-2024

Fitch Ratings

Global: **BB-**
SACP: **N/A**
National Scale: **AA (bra)**
Outlook: **Negative**
May-2024

Debt Maturity Schedule

(R\$ billions)



Shareholder Structure

As of September 30th, 2024

	ON%	PN%	Total %
Government Group	46.21%	14.43%	42.35%
ADR	2.40%	1.81%	2.33%
Non-Residents Shareholders	28.09%	37.21%	29.20%
FMP - FGTS Eletrobras	2.68%	0.00%	2.36%
General Retail	18.09%	44.11%	21.24%
Shares in Treasury	2.53%	2.44%	2.52%
Total	100%	100%	100%



“True corporation” with voting limited to 10% for all shareholders, listed on B3, NYSE and Latibex